

*Builders*  
® CHOICE

SACRAMENTO

WOOD DOORS  
IN STOCK COLLECTION





04 EXTERIOR DOOR COLLECTION

06 INTERIOR DOOR COLLECTION

10 FIRE-RATED COLLECTION

12 CARE & FINISHING / WARRANTY



## OUR HISTORY

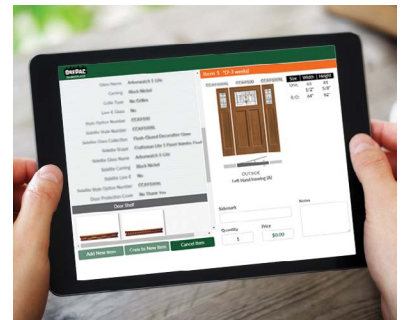
OrePac is a family-owned and operated business, founded by the Hart family in 1977. Through strong leadership and a commitment to success, the company has grown into one of the premier distributors in the building industry.

Trust, integrity, and a dedication to excellence are the values most important to OrePac. That commitment can be found in the services we offer, the quality of the products we provide, and the way we treat our employees and customers. This dedication to our markets has enabled us to make a positive impact on the shelter industry and the communities we serve.

# What to Know About Builders Choice Wood Doors

## Easy Online Ordering with OrePac Marketplace

At OrePac, our goal is to Make Complicated Simple™. That's why we've created an industry-leading configurator to simplify the door ordering process for our dealers. Talk to your OrePac Sales Representative to find out more about this easy and time-saving tool.



## Turn Your Door Style into a Versatile Pocket Door

The CS Cavity Slider™ is a practical solution for those areas where there is not enough space for a swinging door. In addition to its space saving attributes in restrooms, hallways and laundries, it can be used with confidence for architectural feature openings around your project. Contact your OrePac Sales Representative for more information.



## Complete the Look with Builders Choice Moulding

We are proud to offer a wide selection of moulding and millwork to complete your home project. Whether you're building a new home, remodeling, or simply updating a room, Builders Choice offers millwork for all professional and DIY applications. Browse our moulding and millwork catalogs to find moulding in architectural profiles and wood species that complement any style of home.



*Builders*  
CHOICE

# EXTERIOR DOOR COLLECTION

**CRAFTSMAN |**  
KNOTTY ALDER

FIR



**4662 | Flat**



**4662 | Raised**



**Dentil Shelves**  
(Available in all species)



SMALL BLOCK



LARGE BLOCK

**TRADITIONAL |** KNOTTY ALDER

**CLEAR FRENCH |** FIR



**4082 | Flat**



**4082 | Raised**



**4082A | Raised**



**4501**



**ATTRIBUTE KEY:**

Ovolo Sticking Square Sticking Low-E Glass Clear Beveled Glass

**OPTIONS KEY:**

Available in 8'

Door thickness is 1-3/4" and glass is clear IG unless otherwise noted.



4082 | shown in knotty alder

*Builders*  
HOICE

# INTERIOR DOOR COLLECTION

FIR




20 | Flat



82 | Flat



66 | Raised



TRADITIONAL | KNOTTY ALDER



82 | Raised



82A | Raised



82 | Flat



ATTRIBUTE KEY:

Ovolo Sticking Square Sticking

OPTIONS KEY:

Available in 7' Available in 8'



55 | shown in primed

PRIMED



20\* | Flat



\*8/0 in square sticking only



82 | Flat



30 | Flat



33 | Flat



55 | Flat



LOUVER | PRIMED



82 | Raised



82A | Raised



82VA | Raised



66 | Raised



730 | Louver / Louver






1501 | shown in primed

**DECORATIVE FRENCH | PRIMED**



1501 | Satin Etch



1501 | Pantry (CURSIVE)




1501 | Narrow Reed



1501 | Mirror



1501 | White Lami



1503 - Satin Etch



**ATTRIBUTE KEY:**

 Ovolo Sticking  Square Sticking

**OPTIONS KEY:**

 Available in 8'



CLEAR FRENCH | PRIMED



1501  




1510  


TRADITIONAL BIFOLDS | PRIMED



20 BF  




82 BF  




33 BF  




30 BF  




82 BF  




730 BF | Louver/Louwer  






# FIRE-RATED COLLECTION

The doors on these pages are certified by an authorized testing agency and have a 20-minute fire rating.\*

\*To confirm fire door requirements in your jurisdiction, always check with your local building code.

## TRADITIONAL | PRIMED



4020F 1P | Flat



4082F | Flat



4030F | Flat



4033F | Flat



4055F | Flat



## KNOTTY ALDER



4082F | Raised



4082AF | Raised



4130F | Raised



4082F | Raised



4082AF | Raised



### ATTRIBUTE KEY:

Ovolo Sticking Square Sticking

### OPTIONS KEY:

Available in 7' Available in 8'

All fire-rated doors are available in 2/8 and 3/0 widths 10  
Door thickness is 1-3/4" unless otherwise noted.



4082AF | shown in knotty alder

## Handling & Storage

1. Deliver doors in a clean truck and under cover.
2. Do not deliver or install doors until foundations, concrete floors, and plaster or texture walls are completely dry.
3. Allow doors time to acclimate to the conditions at the job site prior to installation.
4. Never subject doors to abnormal heat, dryness or humidity for prolonged periods (i.e. forced heat).
5. Store doors lying flat on a level surface above the ground in a dry, well-ventilated building and keep covered. Don't stack doors on end.
6. If the doors are to be stored on the job site, the entire door including top and bottom edges must be sealed with a clear or pigmented based sealer to prevent moisture absorption. All six sides of the door must be properly sealed including all edges of any cut openings (speak easy, mail slot, pet door, vent, peep site, etc.) for warranty to apply.
7. To keep doors protected, use clean gloves and equipment. Cover doors, but allow for air circulation. Carry, do not drag doors over any surface.

### **Important Note:**

*Panels of stile and rail doors are engineered to float so they can move with changes in climate without causing stress. Make sure these components are aligned before finishing. You can correct alignment by carefully moving the panel with a wood block, rubber mallet, and a soft touch. Components that have shifted and must be aligned are not considered "defects" according to the warranty.*

## Fitting & Hanging

1. When hanging a door, allow adequate clearance for swelling of door and frame in extremely damp weather.
2. Use designated sizes to avoid cutting door width. For trimming ends, we recommend a sharp, fine-tooth saw.
3. Be careful not to impair structural strength of door when fitting hardware or special features. To prevent distortion, set hinges in straight line. Use three hinges on doors 7' or less; four hinges on doors over 7' high. Jambs and stops must be square and plumb.
4. Protect outward swinging doors that are exposed to the elements. An adequate overhang is strongly recommended for exterior doors. A general rule of thumb for an overhang is to measure height from porch to overhang and divide the distance in half. That measurement would be a minimum overhang width recommended.
5. Immediately after fitting or cutting, and prior to weatherstripping and hanging any door, give the entire surface (including all edges) two coats of paint/stain, varnish or a quality sealer to prevent moisture absorption.

6. To minimize heat loss and reduce energy costs, use any good weatherstrip on exterior doors.
7. Damage incurred due to extreme temperature build-up when a storm door is used is not considered a defect.

**Important Note:**

*OrePac reserves the right to make product improvement changes in specifications, materials and construction details.*

## Preparation & Finishing

1. Inspect door carefully for defects before finishing.
2. All wood doors supplied by OrePac require sanding and prep prior to finish. The amount of sanding will depend on the expected appearance after finish.
3. Remove all dust with a tack cloth before beginning to apply finish.
4. Hang the door prior to finishing, then remove to finish properly.
5. Apply finish to the door immediately after fitting and hanging, but never during or immediately after high periods of moisture.
6. The door should be finished while lying flat for maximum performance of finishing.
7. Use solvent-based paints, sealers and stains, or when applicable, high quality water-based paints or stains, and follow the paint/stain manufacturer's directions. Apply finish to all surfaces including top and bottom edges, and the edges of all cut openings (speak easy, mail slot, vent, pet door, peep site, etc.). Dark color finishes should not be used on doors exposed to prolonged direct sunlight. The heat buildup may cause warping, veneer checks or separation.
8. To stain the door: Apply a stain and sealer combination as recommended by the paint/stain manufacturer for the type of application (either exterior or interior). The stain or sealer combination will stain the door and seal the surface. Apply three coats of clear top coat, such as varnish or polyurethane. Sand lightly between coats. All exteriors must have ultra violet (UV) inhibitors in the finish. Do not use solid-based stains as the final finish. These finishes must have three coats of varnish or polyurethane as final top coat.
9. To paint the door: Use a quality solvent-based primer, followed by three coats of a good exterior paint recommended by the paint/stain manufacturer to be compatible with the primer. When finishing glazed doors, apply top coats generously to bridge wood and glass. To protect against moisture, lap paint onto glass 1/16 inch. For interior applications, use a quality interior primer followed by two coats of interior latex enamel or solvent-based paint. The door manufacturer and distributor are not responsible for the final appearance of doors finished in the field. It is expected that the contractor will make adjustments as needed to achieve the desired results.
10. All finishes will last longer when protected from the direct sun and rain by an overhang or porch. If the door is exposed to the elements, a fine bead of silicone caulk should be used between the glass and sticking or panel and sticking on the door's exterior.

OrePac warranties that each door purchased from OrePac is of good material and workmanship and shall be free of defects which render such door(s) unserviceable or unfit for ordinary recommended use.

## One-Year Exterior Door Warranty

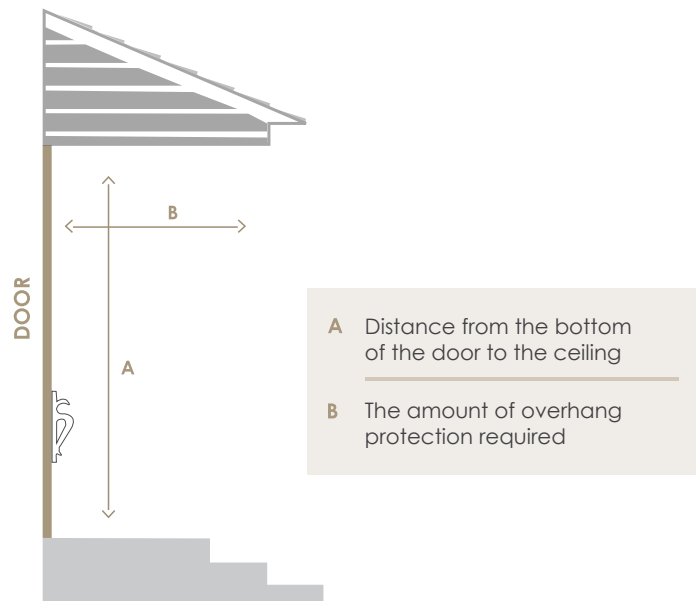
Doors used in an exterior application (with controlled climate conditions on one side) shall carry a one-year limited warranty from the date of purchase from the dealer. This warranty applies only to doors that have been properly finished, sealed, and hung in a location protected from direct exposure to sun and rain, under normal conditions. For more details please refer to the Wood Door Installation Guide.

## Five-Year Interior Door Warranty

Doors used in an interior application (with controlled climate conditions on both sides) shall carry a five-year limited warranty from the date of purchase from the dealer. This warranty applies only to doors that have been properly finished, sealed, and hung. The five-year warranty applies only to the original homeowner and is not transferable.

### Determining Adequate Overhang

To determine if your door has adequate overhang, measure up from the bottom of the door to the ceiling and divide that distance by two. The resulting number will be the minimum allowable overhang. If you have a western or southern exposure, you may still receive direct sunlight on the door and a larger overhang will be required.



## Characteristics Excluded from Warranties

**The following are not defects in the workmanship or material and are not covered by this written warranty:**

1. Damage caused by failure to comply with the "Care & Finishing" instructions.
  2. Warp of less than or equal to 1/4" in the plane of any door 3' x 7' or smaller.
  3. Defect caused by a warped or bowed jamb/frame unit or improper installation.
  4. Natural variations in the color or texture of the wood.
  5. Failure to properly seal and maintain the integrity of the door finish. All six sides, and the edges of any cut openings (speak easy, mail slot, pet door, vent, peep site, etc.) must be sealed immediately after fitting and hanging.
  6. Panel misalignment or shrinkage.
  7. Rail expansion due to climate conditions.
  8. Damage caused by extreme temperature build-up where a storm door is utilized.
  9. Failure to perform normal homeowner's maintenance, including but not limited to, reapplying topcoat on a yearly basis.
  10. The performance or appearance of finishes applied.
- 

## Limitation of Liability

The liability of OrePac is expressly limited to the replacement or repair of the door or a refund, in full, of the original purchase price. OrePac shall not be liable for any special, consequential indirect or incidental damages based upon breach of express or implied warranty, breach of contract, negligence, strict tort or any loss of profits, loss of savings or revenue, loss of use of the door or structure in which the door is installed, cost of any substitute doors, claims by third parties including subsequent purchasers of OrePac's products and injury to property.

***This warranty gives you specific legal rights and you may have other rights which vary from state to state.***

***Additional warranty details and restrictions are available through your OrePac representative.***

# *Builders* ® CHOICE



**WARNING:** Cancer and Reproductive Harm  
[www.P65warnings.ca.gov](http://www.P65warnings.ca.gov)

OrePac Building Products  
[www.orepac.com](http://www.orepac.com)



©2023 OrePac Building Products. All rights reserved. OP-BO\_0523

## OrePac Sacramento

81815 Signal Ct  
Sacramento, CA 95824

T: 916-381-8051  
F: 916-381-4059

