



Entry & Patio Door Systems

Mountain Region



Why OrePac

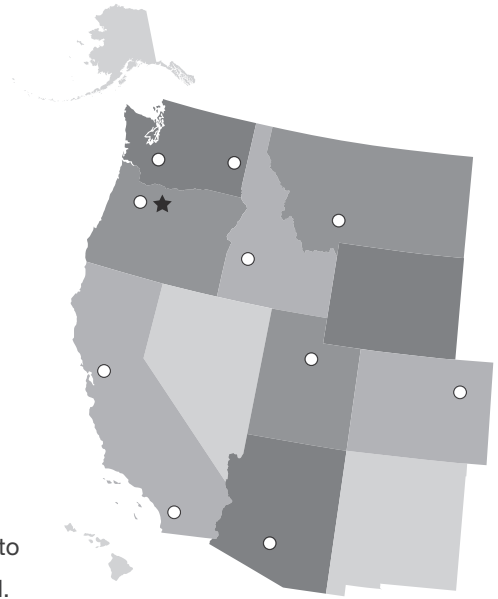
Our History

OrePac is a family-owned and operated business, founded by the Hart family in 1977. Through strong leadership and a commitment to success, the company has grown into one of the premier distributors in the building industry.

Trust, integrity, and a dedication to excellence are the values most important to OrePac. That commitment can be found in the services we offer, the quality of the products we provide, and the way we treat our employees and customers. This dedication to our markets has enabled us to make a positive impact on the shelter industry and the communities we serve.

OrePac Marketplace

At OrePac, our goal is to **Make Complicated Simple™**. That's why we've created an industry-leading configurator to simplify the door ordering process for our dealers. Talk to your OrePac Sales Representative to find out more about this easy and time-saving tool.



★ CORPORATE
○ BRANCH

- | | |
|-------------|--------------------|
| Boise, ID | Sacramento, CA |
| Bozeman, MT | Salt Lake City, UT |
| Denver, CO | Spokane, WA |
| Ontario, CA | Tacoma, WA |
| Phoenix, AZ | Wilsonville, OR |



Why Therma-Tru® Doors Uncompromising quality, inside and out.

#1 Among Building Pros

It's a brand you can trust. Why? Because year after year, building professionals rank Therma-Tru #1 – as the brand they prefer most – in entry doors.*



Experience & Know-How

Behind every Therma-Tru door stands decades of experience and technical know-how. Therma-Tru makes or recommends every aspect – from the glass to the hinges – to bring your home durability and reliability through the years.

Lifetime Limited Warranty

When you pay close attention to every detail that goes into a door, you can stand behind its parts longer than the rest. That's why your Therma-Tru fiberglass door system is backed with a lifetime limited warranty – the industry's most comprehensive warranty of its kind.



Energy Efficiency

More than 80% of Therma-Tru door and glass options are ENERGY STAR® qualified and National Fenestration Rating Council (NFRC) certified, helping save money on energy costs.



Front Cover: Classic Craft Fir Grain, Low-E Glass with SDLs, Door – CCA2340, Sidelites – CCA2400SL, Finish – Rustic Clay, ©TheHouseDesigners.com
 Front Cover Bottom Left: Smooth-Star, Clear Glass with SDLs, Door – S2103, Finish – Onyx
 Front Cover Bottom Right: Door Angle Classic Craft Canvas, Finish – Indigo

Opposite Page Top: Fiber-Classic Mahogany Collection, Clear Glass with SDLs, Door – FCM4816, Finish – Acorn, Clear Glass with Grille Sticks, Transom – 19200T, Dentil Shelf
 Opposite Page Bottom: Classic Craft Mahogany Grain Door – CCR205, Finish – Raven, Door Surround – TDS-CRCFLT

*Brand Use Study, 2020 *Builder* magazine. Note: See your Therma-Tru seller or visit www.thermatru.com for details on limited warranties and exclusions, and ENERGY STAR qualified products.

Table of Contents

Why OrePac	02
The Power of Curb Appeal	04
The Beauty of Choice	05
SDL Doors with Glass	06
EnLiten Flush-Glazed Designs	07
Classic Craft	08
Decorative Glass	14
Specialty Glass	15
Divided Lites	16
Full Glass	18
3/4 Glass	22
2/3 Glass	24
1/2 Glass	27
Craftsman	28
Solid Panel	30
Sidelites	32
8'0" Full Glass	34
8'0" 2/3	36
8'0" Craftsman	40
8'0" Solid Panel	42
8'0" Full Glass Sidelites	44
Fiber-Classic & Smooth Star®	46
Door Construction	47
Decorative Glass	48
Specialty Glass	50
Divided Lites	51
Full Glass	52
3/4 Glass	59
1/2 Glass	63
Oval & Center Arch	72
Craftsman	75
Minimal Glass	78
Solid Panel	80
Full Glass Sidelites	82
3/4 Sidelites	86
1/2 Glass & Craftsman Sidelites	88
Pulse	90
Pulse Sidelites	99
8'0" Full Glass	101
8'0" 3/4 Glass	105
8'0" 1/2 Glass	109
8'0" Craftsman Glass	115
8'0" Minimal Glass	118
8'0" Solid Panel	121
8'0" Full Glass Sidelites	123
8'0" 3/4 Sidelites	125
8'0" 1/2 Glass & Craftsman Sidelites	127
8'0" Pulse	129
8'0" Pulse Sidelites	139
Profiles™ & Traditions Steel Doors	
Full Glass	141
3/4 Glass	144
1/2 Glass	146
Oval & Center Arch	153
Craftsman	154
Minimal Glass	156
Solid Panel	158
Full, 1/2 Glass & Craftsman Sidelites	159
Pulse Steel Doors	161
Pulse Steel Sidelites	168
8'0" Full Glass	170
8'0" 1/2 Glass	172
8'0" Minimal Glass & Solid Panel	174
8'0" Pulse	176
A Complete Door System	182
Multi-Point Locking Systems (MPLS)	184
Hardware Options	185
FinishKote Stain	186
FinishKote Paint	188
Accessories	190
Hinged Patio Door Systems	191



The Power of Curb Appeal

Open the door to increased value with a stylish new Therma-Tru door. A new entry door can pay for itself – and then some – giving you and your customers more bang for your buck. Learn more at thermatru.com/curbappeal.



Perceived Value

A smart investment, a new Therma-Tru® entry door can increase a home's perceived value by **4.2%** or **\$18,750** on average.*



Return On Investment

Homeowners who choose a stylish new Therma-Tru® entry door can see **more than 2 times** the return on their investment.*



A smart investment.

Lifetime Limited Warranties

We stand behind more parts and for longer than other door companies because we make or specify everything that goes into our door system. A Therma-Tru fiberglass door system is backed by the industry's most comprehensive lifetime limited warranties.



Energy Efficiency

In any region or climate, energy efficiency is key. More than 80% of Therma-Tru door and glass options are ENERGY STAR® qualified and National Fenestration Rating Council (NFRC) certified, helping save money on energy costs.



Quality Testing

Our doors, glass and components are held to high standards. We conduct thorough testing to help ensure that our products will live up to a homeowner's toughest quality and performance expectations.

*Not based on actual home sales. Not a guarantee of investment returns, increase in value or selling price. Based on a nationwide survey of consumers' estimates of perceived home value based on exterior appearance. Results may vary based on region and home style. Therma-Tru's "National Home Valuation Study" was commissioned by Therma-Tru in 2015 and conducted by TNS, an independent provider of internet-based research. Note: See your Therma-Tru seller or visit www.thermatru.com for details on limited warranties and exclusions, and ENERGY STAR qualified products.

Top Right: Smooth-Star, Axis Glass, Door – S1652, Sidelite – S1652SL

The Beauty of Choice

The architectural beauty of a Therma-Tru door is easy to see. With the look of real wood, rich panel details and intricate, handcrafted decorative glass designs, there are thousands of possibilities to suit the style of a home and express a homeowner's personal style.



Door Selections

Find choices in design, texture and material with many configurations available to find the ideal door system.



Decorative & Specialty Glass

Complement any Therma-Tru door with a variety of glass shapes and designs.



Door System Components

Have confidence in a door system made with genuine Therma-Tru components to meet the needs of many applications.



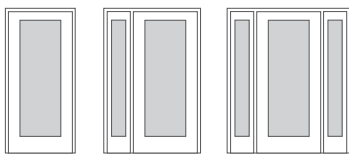
Finish Options

Complete the desired look with stain or paint. Explore a variety of colors from PrismaGuard, premium finish and Same-Day, Stain.

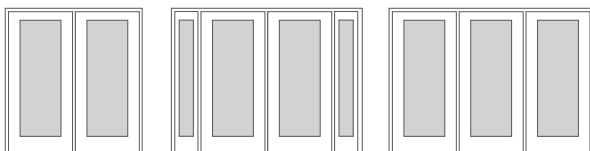
Entry Door Configurations

Configure a beautiful look to suit your home.

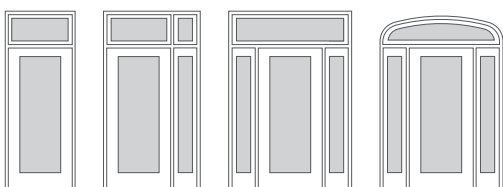
Single Doors



Multiple Doors



Transoms



Door Swing & Handing

Find the door swing and handing needed for your home. Options include inswing and outswing for right- and left-handed operation.

Inswing



Right-Handed

Outswing



Right-Handed



Left-Handed



Left-Handed

Contemporary SDL Doors with Glass

For Classic Craft®, Fiber-Classic® & Smooth-Star® Doors & Sidelites

MAKE IT YOUR OWN

Configurations

Select the perfect lite style for your door.



Availability of specific SDL bars and glass families may vary. Contact your local OrePac representative for more information.

Textures

Choose between smooth or woodgrain.



Classic Craft Fir Grain, Geometric Glass with SDLs, Door – CCA2300XG, Sidelites – CCA2400XGSL

Glass

Choose between energy efficient privacy or textured glass.



Choose a Stain or Paint Color

Give your door the attention it deserves!



EnLiten™ Flush-Glazed Designs

For Classic Craft®, Fiber-Classic® & Smooth-Star® Doors & Sidelites

Simplified beauty. Resilient designs. With clean lines and seamless construction, EnLiten flush-glazed designs are perfect for today's homes. Built for long-term performance, these doors and sidelites feature the sleek looks homeowners want and the stylish around-the-home solutions they need. Look for the (🔊💧) icons.



Superior Sound Dampening

Doors with flush-glazed glass do a better job of dampening outside noise compared to a Lip-lite alternative.



11% More Energy Efficient

The Low-E glass used in flush-glazed doors delivers a clear view and is 11% more energy efficient than 1/2" Low-E glass in a Lip-lite frame.*



Withstands Winds Up to 167 mph

Door systems with flush-glazed glass are designed and tested to withstand wind forces up to 167 mph (DP-50).** (ASTM-E330)



Flush-Glazed Glass



Lip-Lite Frame

Durable by design.

Double- or triple-pane glass is built directly into the door with a high-performance dual adhesive weather seal. This delivers a clean seamless look with no lite frame or screw plugs, and reduces the potential for air and water infiltration, among other benefits.

Maximum views.

Create an airy, open feeling in the home with larger daylight openings. EnLiten™ flush-glazed designs offer up to a 16% increase in visible glass area than conventional lite frames.

*Comparison of U-factor values of a flush-glazed full-lite door and a Lip-lite full-lite door, both with Low-E glass.


**Must be installed as part of a Therma-Tru door system in compliance with a Therma-Tru product approval. Impact-rated products not available.

See the difference.

EnLiten flush-glazed designs provide a simple profile with no added embellishments around the glass.



Flush-Glazed Glass with Detailed Sticking



Flush-Glazed Glass with Square Sticking



Lip-Lite Frame

Warranty riders for peace of mind.

EnLiten™ Flush-Glazed Rider for Construction & Installation

Provides protection in case of accidental glass breakage during residential and multi-family construction or installation. Therma-Tru will replace the flush-glazed fiberglass door or sidelite.

EnLiten™ Flush-Glazed Rider for Homeowners

Provides protection in case of glass-related failures due to manufacturer defect. Therma-Tru will furnish \$300 toward installation and replace the flush-glazed fiberglass door or sidelite.

CLASSIC CRAFT.



An unrivaled entry experience.

Transform the entry into a one-of-a-kind experience. One that blends artistry, craftsmanship and modern engineering. Captivate the senses with remarkably authentic wood grains, exquisite handcrafted glass and sumptuous design details found only in Classic Craft. Because homes with uncompromising style demand uncompromising entryways.

Top: Classic Craft Mahogany Grain, Low-E Glass with SDLs, Doors – CCM8303L, CCM8303R, Finish – New Earth
Right Page Top: Classic Craft Fir Grain, Low-E Glass with SDLs, Door – CCA230, Sidelites – CCA210SL, Finish – Raven
Right Page Middle: Classic Craft Mahogany Grain, Low-E Glass with SDLs, Doors – CCM8306CAL, CCM8303CAR, Finish – Driftwood
Right Page Bottom: Classic Craft Walnut Grain Door – CCW8906R, Low-E Direct Set Sidelite – DRS82131SL, Finish – Lynx

Curated collections inspired by style.

Classic Craft celebrates the best of design for homes with uncompromising style. Three expertly curated collections draw inspiration from the latest trends and bring your home design vision to life with unrivaled beauty, luxe craftsmanship and an attention to detail you won't find anywhere else.

Artissa Collection

Casual | Relaxed | Simple



Founders Collection

Traditional | Time-Honored | Decorative



Visionary Collection


Modern | Confident | Minimal



True-to-Wood Origins

Revel in the handcrafted look and feel of a premium fiberglass entryway with true-to-wood origins. Discover exquisite textures with grains hand selected from the finest natural wood species and meticulously recreated with our revolutionary AccuGrain® technology.

AccuGrain.
TECHNOLOGY



Fir Grain

Formerly Classic-Craft American Style

Designed to echo the grain of the largest species of American Hemlocks – the Western Hemlock tree – found in lush coastal rainforests of the Pacific Northwest.



NEW

Walnut Grain

Crafted to reflect the prized hardwood of the mighty Black Walnut trees, these doors feature a horizontal grain with natural movement accented by delicate arches and cathedrals.



Mahogany Grain

Formerly Classic-Craft Mahogany & Rustic

Derived from the finest African and Honduran Mahogany, blending rustic influences with exotic roots to build upon the rich history of one of the most renowned woods in the world.



Oak Grain

Designed to emulate the unique characteristics of Red Oak trees, embodying the look and feel of one of the most popular wood grains of all time.



Canvas

Inspired by the world's most exquisite masterpieces and designed with the architectural character of finely sanded wood.

Industry-leading warranties for peace of mind.



Uniquely designed by Therma-Tru, Classic Craft complete entryway systems are backed by an industry-leading 1x transferable lifetime limited warranty from the entry door brand building professionals choose most.* This comprehensive lifetime limited warranty can be transferred one time to a new owner, should you ever sell your home.



In addition, Classic Craft entryways with our handcrafted and professionally applied PrismaGuard® premium stain or paint are backed by a transferable 10-year limited finish warranty – Therma-Tru's best. The balance of this finish warranty can transfer to a second owner.

Learn about our industry-leading warranties at www.thermatru.com/warranty.

*Brand Use Study, 2021 *Builder* magazine.

Note: See your Therma-Tru seller or visit www.thermatru.com for details on limited warranties and exclusions.



Premium construction, inside and out.

Highlighting the best of craftsmanship and innovation, Classic Craft® premium entryways boast impressive, well-designed features and remarkable construction. The inner workings of each Classic Craft door lay the foundation for exceptional strength, security, energy efficiency and long-term performance you can depend on for years to come.



Engineered for Moisture Protection

Features composite top and bottom rails and solid hardwood edges for increased moisture and rot protection all the way around the door.



Designed with Authenticity

Features construction identical to wood doors with narrow stiles and rails, and flush-glazed glass options that are more than 10% wider* to welcome more natural light into the home.



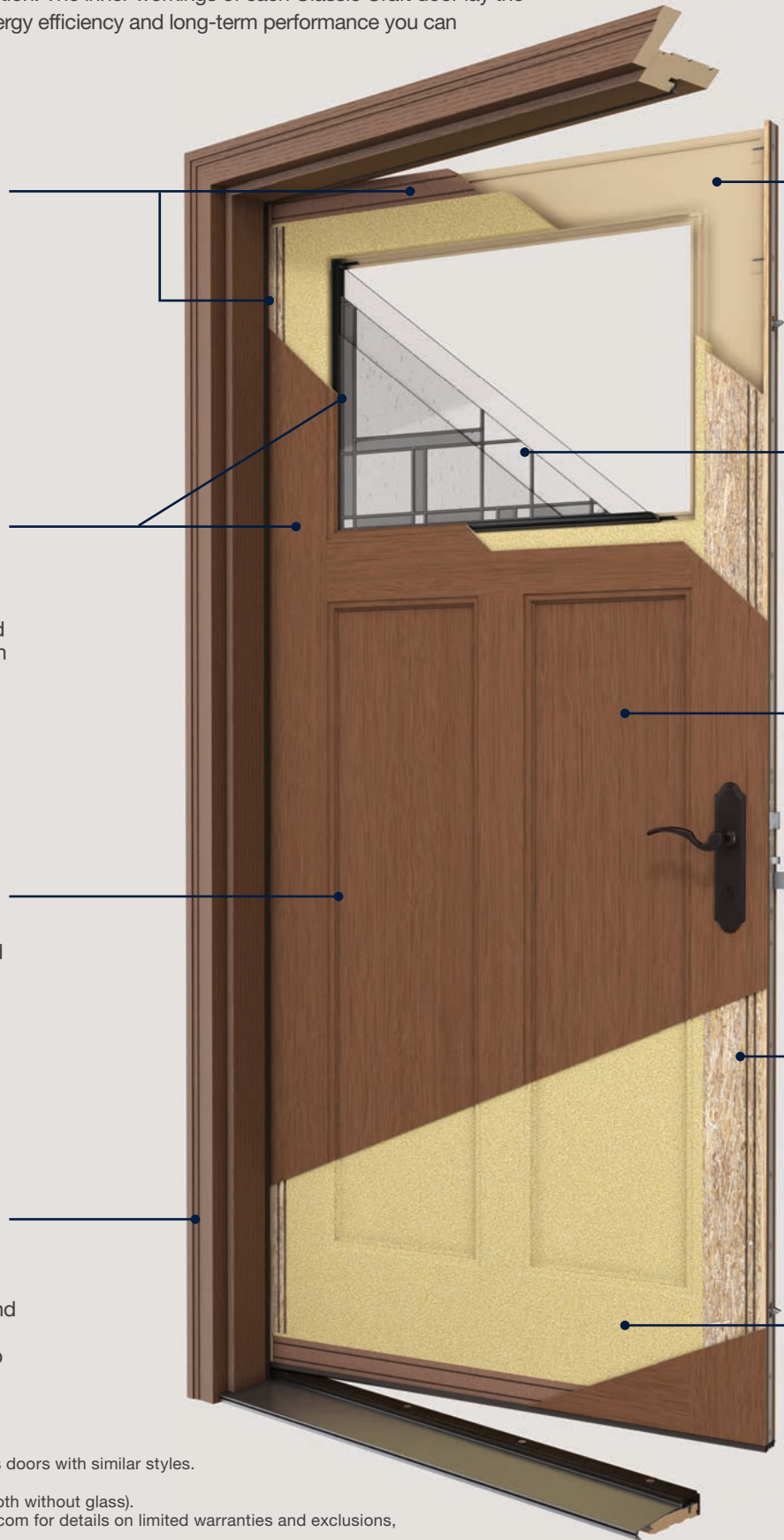
Tested to Withstand Mother Nature

Designed and rigorously tested to withstand and protect from the damaging effects of harsh weather conditions.



Therma-Tru® Door Frame

Created specifically for Therma-Tru doors to deliver an entire entry system designed and engineered to work together to resist leaks and drafts, and help maintain energy efficiency and weather resistance.



*Comparison of Classic Craft to other standard fiberglass doors with similar styles. Visit www.thermatru.com for details.

**Comparison of R-Values of fiberglass to wood doors (both without glass).

Note: See your Therma-Tru seller or visit www.thermatru.com for details on limited warranties and exclusions, and ENERGY STAR qualified products.

Right Page Top: Classic Craft Walnut Grain Door – CCW8901L; Low-E Glass Direct Set Sidelite – DRS82131SL, Finish – Acorn

Right Page Middle: Classic Craft Mahogany Grain, Low-E Glass, Door – CCR30020; Provincial Glass, Sidelites – CCR3408SL;

Low-E Glass, Transom – 19220T, Finish – Driftwood

Right Page Bottom: Classic Craft Canvas Door – CCV220, Low-E Glass, Sidelites – CCV100SL, Finish – Indigo



Designed for Long-Term Performance

Features fiberglass skins that are 46% thicker* for added durability and better long-term performance.



Triple-Pane Construction

Most decorative, privacy and textured glass panels are enclosed between tempered glass, offering superior quality and thermal performance.



Crafted for a True-to-Wood Appearance

Revolutionary AccuGrain® technology replicates authentic natural wood textures for a look and feel that is virtually indistinguishable from real wood.



Built for Strength and Security

Constructed with a 4" wide board of engineered lumber that runs the full length of the locking side of the door for a solid natural wood feel that makes Classic Craft doors 50% stronger and 30% heavier.*



Constructed for Energy Efficiency

Built with a high-performance polyurethane foam core that is four times more energy efficient than wood.**



Decorative Glass

Homeward™



Black Nickel

Privacy Rating 1 (4) 10



Augustine®



Wrought Iron

Privacy Rating 1 10



Arborwatch®



Black Nickel

Privacy Rating 1 (6) 10



Classic Craft Fir Grain, Arborwatch Glass, Door – CC9100, Sidelites – CCA1423SL, Dentil Shelf, Finish – Autumn Harvest

Specialty Glass

Reeded (XK)



Privacy Rating 1 (7) 10




Satin Etch (XE)



Privacy Rating 1 (10)




Chord (XC)



Privacy Rating 1 (10)



Rainglass (XR)



Privacy Rating 1 (8) 10



Granite (XN)




Privacy Rating 1 (10)



Low-E Glass



In cold weather, Low-E glass reflects the heat back inside to help keep your home warm.



In warm weather, Low-E glass reflects the sun's rays off of the glass to help keep your home cool.

Note: Glass privacy ratings may be more or less than indicated, based on glass design and size of glass. Glass designs may differ from depiction due to size and hand craftsmanship of glass. See your Thermo-Tru seller or visit www.thermatru.com for more details.




Divided Lites

Enhance the beauty of any home with divided lites for entry and patio doors. Increase curb appeal by coordinating with window grid patterns for a cohesive look that suits the home's architectural details.


Simulated Divided Lites (SDLs)

Wood-grained or smooth SDL bars adhere to the interior and exterior panes of tempered glass and can be stained or painted to complement the door and home.




(40.64 mm / 1.6 in.)
Look for the "-SDL" extension.


4-¼" and 5-½" flat profile bars are also used on solid-panel doors as door divider bars (DDBs).




(107.95 mm / 4.25 in.)
Look for the "-SDLF3" extension.



(139.70 mm / 5.5 in.)
Look for the "-SDLF4" extension.




Note: Some door styles use a combination of 4-¼" and 5-½" divider bars. Look for the "-SDLF5" extension.



(40.64 mm / 1.6 in.)
Look for the "-SDLF6" extension.

Mahogany Grain



(40.64 mm / 1.6 in.)
Look for the "-SDL" extension.

Fir Grain
Canvas

Removable Wood Grilles

Removable wood grilles snap on and off the interior pane of tempered glass for easy cleaning. Can be stained or painted to complement the home décor.



Bottom: Classic Craft Fir Grain, Low-E Glass with SDLs, Door – CCA230, Sidelites – CCA210SL, Finish – Raven

Classic Craft® Full Glass



Classic Craft Fir Grain, Low-E Glass with SDLs, Door – CCA2340,
Sidelites – CCA2400SL, Finish – Rustic Clay, ©TheHouseDesigners.com

Key

- No Stile Lines
- 🔥 Flush-Glazed Glass
- Vented Sidelite
- ◆ Black Nickel
- Brushed Nickel
- ◆ Brass
- ✕ Wrought Iron
- XK.....Reeded
- XG.....Geometric
- XE.....Satin Etch
- XC.....Chord
- XJ.....Chinchilla
- XR.....Rainglass
- XN.....Granite
- ☀ Low-E
- CL.....Clear
- ▤ Flat Frame
- 🔥 20-Minute Fire-Rated

SIMULATED DIVIDED LITES

- ▤ Simulated Divided Lites
- 1 1.125" Flat Simulated Divided Lites
- 2 3.5" Flat Simulated Divided Lites
- 3 4.25" Flat Simulated Divided Lites
- 4 5.5" Flat Simulated Divided Lites
- 5 4.25" & 5.5" Flat Combo Simulated Divided Lites
- 6 1.6" Flat Simulated Divided Lites
- Removable Wood Grilles
- ◆ Fixed Grilles

FLAT PROFILE GRILLES BETWEEN GLASS

- GBGFW ... Flat White Grilles Between Glass
- GBGFA Flat Almond Grilles Between Glass
- GBGFB..... Flat Bronze Grilles Between Glass
- GBGFK..... Flat Black Grilles Between Glass

CONTOUR PROFILE GRILLES BETWEEN GLASS

- GBGCW ... Contour White Grilles Between Glass
- GBGCA Contour Almond Grilles Between Glass
- GBGCB.... Contour Bronze Grilles Between Glass
- GBGCK..... Contour Black Grilles Between Glass

Artissa Collection

Homeward-



Canvas
CCV9925 ◆ ■ ■ ■
6'8": 3'0"

Privacy SDL

Fir*



Satin Etch
CCA4940XE-SDLF5 🔥 5
6'8": 3'0"

Privacy SDL

Fir*



Satin Etch
CCA2360XE-SDLF5 🔥 5
6'8": 3'0"

Privacy SDL

Fir*



Satin Etch
CCA4920LXE-SDLF5
6'8": 3'0" 🔥 5

CCA4920RXE-SDLF5
6'8": 3'0" 🔥 5

Arborwatch.



Canvas
CCV1423 ◆
6'8": 3'0"

Privacy SDL

Fir*



Satin Etch
CCA2350XE-SDLF5 🔥 5
6'8": 3'0"

Privacy SDL

Fir*



Satin Etch
CCA4930XE-SDLF5 🔥 5
6'8": 3'0"

Privacy SDL

Fir*



Satin Etch
CCA2370XE-SDLF4 🔥 4
6'8": 3'0"

*Formerly Classic-Craft American Style. **Formerly Classic-Craft Rustic.

Note: Product images show exterior side of door.

Privacy SDL

Fir*



Satin Etch

CCA4900XE-SDLF3 6'8":3'0"   

Privacy SDL

Fir*



Satin Etch

CCA4910LXE-SDLF3 CCA4910RXE-SDLF3 6'8":3'0" 6'8":3'0"      

Low-E SDL

Fir*



Fir*

CCA4940-SDLF5LE 6'8":3'0"   

Low-E SDL

Fir*



Fir*

CCA2350-SDLF5LE 6'8":3'0"   

Low-E SDL



Fir*

CCA2360-SDLF5LE 6'8":3'0"   

Low-E SDL









Fir*

CCA4930-SDLF5LE 6'8":3'0"   

Low-E SDL



Fir*

CCA4920L-SDLF5LE CCA4920R-SDLF5LE 6'8":3'0" 6'8":3'0"      

Low-E SDL



Fir*

CCA2370-SDLF4LE 6'8":3'0"   

Low-E SDL








Fir*

CCA4900-SDLF3LE 6'8":3'0"   

Low-E SDL



Fir*

CCA4910L-SDLF3LE CCA4910R-SDLF3LE 6'8":3'0" 6'8":3'0"      

Classic Craft® Full Glass

Key

- No Stile Lines
- Flush-Glazed Glass
- Vented Sidelite
- ◆ Black Nickel
- Brushed Nickel
- ◆ Brass
- ✕ Wrought Iron
- XK.....Reeded
- XG.....Geometric
- XE.....Satin Etch
- XC.....Chord
- XJ.....Chinchilla
- XR.....Rainglass
- XN.....Granite
- ☀ Low-E
- CL.....Clear
- └ Flat Frame
- 🔥 20-Minute Fire-Rated

SIMULATED DIVIDED LITES

- Simulated Divided Lites
- 1 1.125" Flat Simulated Divided Lites
- 2 3.5" Flat Simulated Divided Lites
- 3 4.25" Flat Simulated Divided Lites
- 4 5.5" Flat Simulated Divided Lites
- 5 4.25" & 5.5" Flat Combo Simulated Divided Lites
- 6 1.6" Flat Simulated Divided Lites
- > Removable Wood Grilles
- ◆ Fixed Grilles

FLAT PROFILE GRILLES BETWEEN GLASS

- GBGFW ... Flat White Grilles Between Glass
- GBGFA.... Flat Almond Grilles Between Glass
- GBGFB.... Flat Bronze Grilles Between Glass
- GBGFK.... Flat Black Grilles Between Glass

CONTOUR PROFILE GRILLES BETWEEN GLASS

- GBGCW ... Contour White Grilles Between Glass
- GBGCA.... Contour Almond Grilles Between Glass
- GBGCB.... Contour Bronze Grilles Between Glass
- GBGCK.... Contour Black Grilles Between Glass

*Formerly Classic-Craft American Style.

**Formerly Classic-Craft Rustic.

Note: Product images show exterior side of door.

Founders Collection

Arcadia-



Canvas
CCV10029 ◆
6'8": 3'0"

Oak Grain
CC109 ◆ ■ ■ ■
6'8": 3'0"

Augustine-



Canvas
CCV10027 ✕
6'8": 3'0"

Bella-



Canvas
CCV10024B ◆
6'8": 3'0"

Borrassa-



Canvas
CCV1528 ✕
6'8": 3'0"

Longford-



Canvas
CCV10023 ■ ■ ■
6'8": 3'0"


Lucerna-



Canvas
CCV10022 ◆ ■ ■ ■
6'8": 3'0"

Oak Grain
CC10022 ◆ ■ ■ ■
6'8": 3'0"

Provincial-



Canvas
CC107 ◆ ■ ■ ■
6'8": 3'0"

Oak Grain
CC107 ◆ ■ ■ ■
6'8": 3'0"

Cambridge-



Canvas
CCV10026 ◆ ■ ■ ■
6'8": 3'0"

Oak Grain
CC106 ◆ ■ ■ ■
6'8": 3'0"

Low-E





Canvas
CCV10020-LE ☀
6'8": 3'0"

Oak Grain
CC100-LE ☀
6'8": 3'0"

Visionary Collection

Zaha.



Canvas
CCV1851  
6'8": 3'0"

Privacy SDL

Fir*





Reeded
CCA2300XK-SDLF4  
6'8": 3'0"

Satin Etch
CCA2300XE-SDLF4
 
6'8": 3'0"

Privacy SDL

Fir*





Reeded
CCA2310XK-SDLF4  
6'8": 3'0"

Satin Etch
CCA2310XE-SDLF4
 
6'8": 3'0"

Privacy SDL

Fir*





Reeded
CCA2320XK-SDLF3  
6'8": 3'0"

Satin Etch
CCA2320XE-SDLF3
 
6'8": 3'0"

Privacy SDL

Fir*




Reeded
CCA2330XK-SDLF3  
6'8": 3'0"

Satin Etch
CCA2330XE-SDLF3
 
6'8": 3'0"

Privacy SDL

Fir*




Reeded
CCA2340XK-SDLF3  
6'8": 3'0"

Satin Etch
CCA2340XE-SDLF3
 
6'8": 3'0"

Privacy SDL

Fir*




Reeded
CCA2380XK-SDLF5  
6'8": 3'0"

Satin Etch
CCA2380XE-SDLF5
 
6'8": 3'0"

Privacy

Fir*



Reeded
CCA2400XK 
6'8": 3'0"

Low-E SDL



Fir*
CCA2300-SDLF4LE   
6'8": 3'0"

Low-E SDL



Fir*
CCA2310-SDLF4LE   
6'8": 3'0"

Low-E SDL



Fir*
CCA2320-SDLF3LE   
6'8": 3'0"

Low-E SDL



Fir*
CCA2330-SDLF3LE    
6'8": 3'0"

Low-E SDL



Fir*
CCA2340-SDLF3LE   
6'8": 3'0"



Low-E SDL



Fir*
CCA2380-SDLF5LE    
6'8": 3'0"

Low-E



Fir*
CCA2400-LE  
6'8": 3'0"

Classic Craft® 3/4 Glass



Classic Craft Canvas, Arborwatch Glass, Door – CCV1418, Sidelites – CCV1423SL, Finish – Indigo

Key

- No Stile Lines
- Flush-Glazed Glass
- Vented Sidelite
- ◆ Black Nickel
- Brushed Nickel
- ◆ Brass
- ✕ Wrought Iron
- XK.....Reeded
- XG.....Geometric
- XE.....Satin Etch
- XC.....Chord
- XJ.....Chinchilla
- XR.....Rainglass
- XN.....Granite
- ☀ Low-E
- CL.....Clear
- ▤ Flat Frame
- 🔥 20-Minute Fire-Rated

SIMULATED DIVIDED LITES

- ▤ Simulated Divided Lites
- 1 1.125" Flat Simulated Divided Lites
- 2 3.5" Flat Simulated Divided Lites
- 3 4.25" Flat Simulated Divided Lites
- 4 5.5" Flat Simulated Divided Lites
- 5 4.25" & 5.5" Flat Combo Simulated Divided Lites
- 6 1.6" Flat Simulated Divided Lites
- ▤ Removable Wood Grilles
- ◆ Fixed Grilles

FLAT PROFILE GRILLES BETWEEN GLASS


- GBGFW ... Flat White Grilles Between Glass
- GBGFA Flat Almond Grilles Between Glass
- GBGFB..... Flat Bronze Grilles Between Glass
- GBGFK..... Flat Black Grilles Between Glass

CONTOUR PROFILE GRILLES BETWEEN GLASS

- GBGCW ... Contour White Grilles Between Glass
- GBGCA Contour Almond Grilles Between Glass
- GBGCB..... Contour Bronze Grilles Between Glass
- GBGCK..... Contour Black Grilles Between Glass

Artissa Collection

Homeward-



Canvas
CCV9922 ◆
6'8": 3'0"

Arborwatch.



Canvas
CCV1418 ◆ ■
6'8": 3'0"

Privacy

Canvas



Chord
CCV05020XC
6'8": 3'0"

Granite
CCV05020XN
6'8": 3'0"

Clear 1 Lite No Grid



Canvas
CCV05020-LE ☀
6'8": 3'0"

Founders Collection

Arcadia-



Canvas
CCV05029 ◆
6'8": 3'0"

Augustine.



Canvas
CCV05027 ✕
6'8": 3'0"

Bella-



Canvas
CCV05024B ◆
6'8": 3'0"

Borrassa.



Canvas
CCV1519 ✕
6'8": 3'0"

*Formerly Classic-Craft American Style. **Formerly Classic-Craft Rustic.

Note: Product images show exterior side of door.

Longford-



Canvas
CCV05023 ◆
6'8": 3'0"

Lucerna.



Canvas
CCV05022 ◆
6'8": 3'0"

Provincial-



Canvas
CCV05028 ◆
6'8": 3'0"

Cambridge-



Canvas
CCV05026 ◆
6'8": 3'0"

Visionary Collection

Zaha.



Canvas
CCV1843 ◆
6'8": 3'0"



Classic Craft Canvas, Zaha Glass, Door - CCV1843

Classic Craft® 2/3 Glass



Classic Craft Mahogany Grain, Augustine Glass, Door – CCR20527; Granite Glass, Sidelite – CCR3400XNSL, Finish – Driftwood, Door Surround – TDS-TRDPLN-K

Key

- No Stile Lines
- ◊ Flush-Glazed Glass
- Vented Sidelite
- ◆ Black Nickel
- Brushed Nickel
- ◆ Brass
- ✕ Wrought Iron
- XK.....Reeded
- XG.....Geometric
- XE.....Satin Etch
- XC.....Chord
- XJ.....Chinchilla
- XR.....Rainglass
- XN.....Granite
- ☀ Low-E
- CL.....Clear
- ▤ Flat Frame
- 🔥 20-Minute Fire-Rated

SIMULATED DIVIDED LITES

- ▤ Simulated Divided Lites
- 1 1.125" Flat Simulated Divided Lites
- 2 3.5" Flat Simulated Divided Lites
- 3 4.25" Flat Simulated Divided Lites
- 4 5.5" Flat Simulated Divided Lites
- 5 4.25" & 5.5" Flat Combo Simulated Divided Lites
- 6 1.6" Flat Simulated Divided Lites
- Removable Wood Grilles
- ◆ Fixed Grilles

FLAT PROFILE GRILLES BETWEEN GLASS

- GBGFW ... Flat White Grilles Between Glass
- GBGFA Flat Almond Grilles Between Glass
- GBGFB..... Flat Bronze Grilles Between Glass
- GBGFK..... Flat Black Grilles Between Glass

CONTOUR PROFILE GRILLES BETWEEN GLASS

- GBGCW ... Contour White Grilles Between Glass
- GBGCA Contour Almond Grilles Between Glass
- GBGCB..... Contour Bronze Grilles Between Glass
- GBGCK..... Contour Black Grilles Between Glass

Artissa Collection

Homeward-



Mahogany**
CCR9919 ◆ ■
6'8": 3'0"

Homeward-



Mahogany**
CCR9918 ◆ ■
6'8": 3'0"

Arborwatch.



Mahogany**
CCR1415 ◆
6'8": 3'0"

Arborwatch.



Mahogany**
CCR1414 ◆
6'8": 3'0"

Privacy

Mahogany**



Chord
CCR20520XC
6'8": 3'0"

Granite
CCR20520XN
6'8": 3'0"

Low-E



Mahogany**
CCR20520-LE ☀
6'8": 3'0"

Founders Collection

Augustine.



Mahogany**
CCR20527 ✕
6'8": 3'0"

Augustine.



Mahogany**
CCR20027 ✕
6'8": 3'0"

*Formerly Classic-Craft American Style. **Formerly Classic-Craft Rustic.

Note: Product images show exterior side of door.

Augustine.



Mahogany**
CCR20537 ✗
6'8":3'0"

Augustine.



Mahogany**
CCR20037 ✗
6'8":3'0"

Borrassa.



Mahogany**
CCR1516 ✗
6'8":3'0"

Borrassa.



Mahogany**
CCR1515 ✗
6'8":3'0"

Borrassa.



Mahogany**
CCR1512 ✗
6'8":3'0"

Borrassa.



Mahogany**
CCR1511 ✗
6'8":3'0"

Longford.



Mahogany**
CCR20523 ◆
6'8":3'0"

Longford.



Mahogany**
CCR20023 ◆
6'8":3'0"

Lucerna.



Mahogany**
CCR20522 ◆
6'8":3'0"

Lucerna.



Mahogany**
CCR20022 ◆
6'8":3'0"

Privacy
Mahogany**



Chord
CCR20020XC
6'8":3'0"

Granite
CCR20020XN
6'8":3'0"

Low-E



Mahogany**
CCR20020-LE ✨
6'8":3'0"

Low-E SDL



Mahogany**
CCM304L-SDLF6LE
6'8":3'0"
☀️ 🔥 6

Low-E SDL



Mahogany**
CCM303L-SDLF6LE
6'8":3'0"
☀️ 🔥 6

Low-E



Mahogany**
CCM302L-LE 🔥 ✨
6'8":3'0"

CCM302R-LE 🔥 ✨
6'8":3'0"

Visionary Collection

Zaha.



Mahogany**
CCR1839 ♦
6'8": 3'0"

Zaha.



Mahogany**
CCR1838 ♦
6'8": 3'0"



Classic Craft® 1/2 Glass



Classic Craft Oak Grain, Cambridge Glass, Door – CC44, Finish– Raven

Key

- No Stile Lines
- Flush-Glazed Glass
- Vented Sidelite
- ◆ Black Nickel
- Brushed Nickel
- ◆ Brass
- ✕ Wrought Iron
- XK..... Reeded
- XG..... Geometric
- XE..... Satin Etch
- XC..... Chord
- XJ..... Chinchilla
- XR..... Rainglass
- XN..... Granite
- ☀ Low-E
- CL..... Clear
- ▤ Flat Frame
- 🔥 20-Minute Fire-Rated

SIMULATED DIVIDED LITES

- ▭ Simulated Divided Lites
- 1 1.125" Flat Simulated Divided Lites
- 2 3.5" Flat Simulated Divided Lites
- 3 4.25" Flat Simulated Divided Lites
- 4 5.5" Flat Simulated Divided Lites
- 5 4.25" & 5.5" Flat Combo Simulated Divided Lites
- 6 1.6" Flat Simulated Divided Lites
- Removable Wood Grilles
- ◆ Fixed Grilles

FLAT PROFILE GRILLES BETWEEN GLASS

- GBGFW ... Flat White Grilles Between Glass
- GBGFA.... Flat Almond Grilles Between Glass
- GBGFB.... Flat Bronze Grilles Between Glass
- GBGFK.... Flat Black Grilles Between Glass

CONTOUR PROFILE GRILLES BETWEEN GLASS

- GBGCW ... Contour White Grilles Between Glass
- GBGCA.... Contour Almond Grilles Between Glass
- GBGCB.... Contour Bronze Grilles Between Glass
- GBGCK.... Contour Black Grilles Between Glass

Artissa Collection

Homeward-



Oak Grain
CC9926 ■■
6'8":3'0"

Arborwatch-



Oak Grain
CC1424 ◆
6'8":3'0"

Founders Collection

Lucerna-



Oak Grain
CC612 ◆
6'8":3'0"

Provincial-



Oak Grain
CC47 ◆ ■■
6'8":3'0"

Cambridge-



Oak Grain
CC44 ◆
6'8":3'0"

Low-E



Oak Grain
CC48-LE ☀
6'8":3'0"

*Formerly Classic-Craft American Style. **Formerly Classic-Craft Rustic.
Note: Product images show exterior side of door.

Classic Craft® Craftsman



Classic Craft Fir Grain, Arborwatch Glass, Door – CC9100,
Sidelites – CCA1423SL, Dentil Shelf, Finish – Autumn Harvest

Key

- No Stile Lines
- Flush-Glazed Glass
- Vented Sidelite
- ◆ Black Nickel
- Brushed Nickel
- ◆ Brass
- ✕ Wrought Iron
- XK.....Reeded
- XG.....Geometric
- XE.....Satin Etch
- XC.....Chord
- XJ.....Chinchilla
- XR.....Rainglass
- XN.....Granite
- ☀ Low-E
- CL.....Clear
- ▤ Flat Frame
- 🔥 20-Minute Fire-Rated

SIMULATED DIVIDED LITES

- ▤ Simulated Divided Lites
- 1 1.125" Flat Simulated Divided Lites
- 2 3.5" Flat Simulated Divided Lites
- 3 4.25" Flat Simulated Divided Lites
- 4 5.5" Flat Simulated Divided Lites
- 5 4.25" & 5.5" Flat Combo Simulated Divided Lites
- 6 1.6" Flat Simulated Divided Lites
- Removable Wood Grilles
- ◆ Fixed Grilles

FLAT PROFILE GRILLES BETWEEN GLASS

- GBGFW ... Flat White Grilles Between Glass
- GBGFA Flat Almond Grilles Between Glass
- GBGFB..... Flat Bronze Grilles Between Glass
- GBGFK..... Flat Black Grilles Between Glass

CONTOUR PROFILE GRILLES BETWEEN GLASS

- GBGCW ... Contour White Grilles Between Glass
- GBGCA Contour Almond Grilles Between Glass
- GBGCB.... Contour Bronze Grilles Between Glass
- GBGCK.... Contour Black Grilles Between Glass

Artissa Collection

Homeward-



Fir*
CCA211 ◆ ◆
6'8": 3'0"

Privacy SDL



Rainglass
CCA220XR-SDL ▤ ▤
6'8": 3'0"

Privacy SDL



Rainglass
CCA240XR-SDL ▤ ▤
6'8": 3'0"

Privacy



Rainglass
CCA210XR ▤
6'8": 3'0"

Arborwatch.



Fir*
CCA9100 ◆ ◆
6'8": 3'0"

Privacy SDL



Rainglass
CCA230XR-SDL ▤ ▤
6'8": 3'0"

Privacy SDL



Rainglass
CCA260XR-SDL ▤ ▤
6'8": 3'0"

Low-E SDL



Fir*
CCA220-SDLLE ▤ ▤ ☀
6'8": 3'0"

*Formerly Classic-Craft American Style. **Formerly Classic-Craft Rustic.

Note: Product images show exterior side of door.

Low-E SDL



Fir*
CCA230-SDLLE 🌿 ☀️ 🏠
6'8":3'0"

Low-E SDL



Fir*
CCA240-SDLLE 🌿 ☀️ 🏠
6'8":3'0"

Low-E SDL




Fir*
CCA260-SDLLE 🌿 ☀️ 🏠
6'8":3'0"

Low-E



Fir*
CCA210-LE 🌿 ☀️
6'8":3'0"



Classic Craft® Solid Panel



Classic Craft Fir Grain, Door – CCA1125, Finish – Mulberry

Key

- No Stile Lines
- Flush-Glazed Glass
- Vented Sidelite
- ◆ Black Nickel
- Brushed Nickel
- ◆ Brass
- ✕ Wrought Iron
- XK.....Reeded
- XG.....Geometric
- XE.....Satin Etch
- XC.....Chord
- XJ.....Chinchilla
- XR.....Rainglass
- XN.....Granite
- ☀ Low-E
- CL.....Clear
- ▤ Flat Frame
- 🔥 20-Minute Fire-Rated

SIMULATED DIVIDED LITES

- ▤ Simulated Divided Lites
- 1 1.125" Flat Simulated Divided Lites
- 2 3.5" Flat Simulated Divided Lites
- 3 4.25" Flat Simulated Divided Lites
- 4 5.5" Flat Simulated Divided Lites
- 5 4.25" & 5.5" Flat Combo Simulated Divided Lites
- 6 1.6" Flat Simulated Divided Lites
- ▶ Removable Wood Grilles
- ◆ Fixed Grilles

FLAT PROFILE GRILLES BETWEEN GLASS

- GBGFW ... Flat White Grilles Between Glass
- GBGFA Flat Almond Grilles Between Glass
- GBGFB..... Flat Bronze Grilles Between Glass
- GBGFK..... Flat Black Grilles Between Glass

CONTOUR PROFILE GRILLES BETWEEN GLASS

- GBGCW ... Contour White Grilles Between Glass
- GBGCA Contour Almond Grilles Between Glass
- GBGCB..... Contour Bronze Grilles Between Glass
- GBGCK..... Contour Black Grilles Between Glass

Artissa Collection

2 Panel Craftsman Shaker



Fir*
CCA1125-DDBF5
6'8": 3'0"

4 Panel Craftsman Shaker



Fir*
CCA1149-DDBF5
6'8": 3'0"

2 Panel Square Top Shaker



Fir*
CCA1127-DDBF4
6'8": 3'0"

X-Brace



Fir*
CCA4905-DDBF3
6'8": 3'0"

Z-Brace



Fir*
CCA4915L-DDBF3
6'8": 3'0"



CCA4915R-DDBF3
6'8": 3'0"

Double-Z



Fir*
CCA4925L-DDBF5
6'8": 3'0"



CCA4925R-DDBF5
6'8": 3'0"

Double-X



Fir*
CCA4935-DDBF5
6'8": 3'0"

Bottom-X



Fir*
CCA4945-DDBF5
6'8": 3'0"

*Formerly Classic-Craft American Style. **Formerly Classic-Craft Rustic.

Note: Product images show exterior side of door.

6 Panel Shaker



Fir*
CCA1166-DDBF5
6'8":3'0"

5 Panel Square Top Shaker




Fir*
CCA1158-DDBF3
6'8":3'0"

4 Panel Square Top Shaker



Fir*
CCA1147-DDBF5
6'8":3'0"

Full Plank



Mahogany**
CCR100
6'8":3'0"

Founders Collection

2 Panel Plank Soft Arch



Mahogany**
CCR205
6'8":3'0"

2 Panel Soft Arch



Mahogany**
CCR200
6'8":3'0"

6 Panel



Oak Grain
CC60
6'8":3'0"

5 Panel



Canvas
CCV050
6'8":3'0"

Visionary Collection

1 Panel Shaker



Fir*
CCA1100
6'8":3'0"

3 Panel Shaker



Fir*
CCA1133-DDBF4
6'8":3'0"

4 Panel Shaker



Fir*
CCA1145-DDBF4
6'8":3'0"

5 Panel Shaker



Fir*
CCA1150-DDBF3
6'8":3'0"

903 Design



Walnut Grain
CCW903
6'8":3'0"

Classic Craft® Sidelites



Classic Craft Fir Grain, Low-E Glass with SDLs, Door – CCA2320,
Sidelites – CCA2320SL, Finish – Rustic Clay

Key

- No Stile Lines
- 🔥 Flush-Glazed Glass
- Vented Sidelite
- ◆ Black Nickel
- Brushed Nickel
- ◆ Brass
- ✕ Wrought Iron
- XK..... Reeded
- XG..... Geometric
- XE..... Satin Etch
- XC..... Chord
- XJ..... Chinchilla
- XR..... Rainglass
- XN..... Granite
- ☀ Low-E
- CL..... Clear
- ▤ Flat Frame
- 🔥 20-Minute Fire-Rated

SIMULATED DIVIDED LITES

- ▤ Simulated Divided Lites
- 1 1.125" Flat Simulated Divided Lites
- 2 3.5" Flat Simulated Divided Lites
- 3 4.25" Flat Simulated Divided Lites
- 4 5.5" Flat Simulated Divided Lites
- 5 4.25" & 5.5" Flat Combo Simulated Divided Lites
- 6 1.6" Flat Simulated Divided Lites
- Removable Wood Grilles
- ◆ Fixed Grilles

FLAT PROFILE GRILLES BETWEEN GLASS

- GBGFW ... Flat White Grilles Between Glass
- GBGFA Flat Almond Grilles Between Glass
- GBGFB..... Flat Bronze Grilles Between Glass
- GBGFK..... Flat Black Grilles Between Glass

CONTOUR PROFILE GRILLES BETWEEN GLASS

- GBGCW ... Contour White Grilles Between Glass
- GBGCA Contour Almond Grilles Between Glass
- GBGCB.... Contour Bronze Grilles Between Glass
- GBGCK.... Contour Black Grilles Between Glass

Full Glass Sidelites

Privacy

Mahogany**



Granite
CCR3400XNSL 🔥
6'8": 14", 12"

Low-E SDL



Fir*
CCA2300SL-SDLF4LE 🔥☀️🚩
6'8": 12"

Low-E SDL



Fir*
CCA2310SL-SDLF4LE 🔥☀️🚩
6'8": 12"

Low-E SDL



Fir*
CCA2320SL-SDLF3LE 🔥☀️🚩
6'8": 12"

Low-E SDL



Fir*
CCA2330SL-SDLF3LE 🔥☀️🚩
6'8": 12"

Low-E SDL



Fir*
CCA2340SL-SDLF3LE 🔥☀️🚩
6'8": 12"

SLOW-E SDL



Fir*
CCA3450SL-SDLLE 🔥☀️🚩
6'8": 14", 12"

Low-E



Fir*
CCA2400SL-LE 🔥☀️
6'8": 12"

*Formerly Classic-Craft American Style. **Formerly Classic-Craft Rustic.

Note: Product images show exterior side of door.

Low-E



Mahogany**
CCR3400SL-LE
6'8": 14", 12"

Fir*

CCA3400SL-LE
6'8": 14", 12"

Craftsman Sidelites

Low-E SDL



Fir*

CCA220SL-SDLLE
6'8": 14", 12"

Low-E



Fir*

CCA210SL-LE
6'8": 14", 12"



Classic Craft® 8'0" Full Glass



Classic Craft Fir Grain, Low-E Glass with SDLs, Doors – CCA82350,
Finish – Wildflower Honey

Key

- No Stile Lines
- Flush-Glazed Glass
- Vented Sidelite
- ◆ Black Nickel
- Brushed Nickel
- ◆ Brass
- ✕ Wrought Iron
- XK..... Reeded
- XG..... Geometric
- XE..... Satin Etch
- XC..... Chord
- XJ..... Chinchilla
- XR..... Rainglass
- XN..... Granite
- ☀ Low-E
- CL..... Clear
- ▤ Flat Frame
- 🔥 20-Minute Fire-Rated

SIMULATED DIVIDED LITES

- ▤ Simulated Divided Lites
- 1 1.125" Flat Simulated Divided Lites
- 2 3.5" Flat Simulated Divided Lites
- 3 4.25" Flat Simulated Divided Lites
- 4 5.5" Flat Simulated Divided Lites
- 5 4.25" & 5.5" Flat Combo Simulated Divided Lites
- 6 1.6" Flat Simulated Divided Lites
- ▤ Removable Wood Grilles
- ◆ Fixed Grilles

FLAT PROFILE GRILLES BETWEEN GLASS

- GBGFW ... Flat White Grilles Between Glass
- GBGFA Flat Almond Grilles Between Glass
- GBGFB..... Flat Bronze Grilles Between Glass
- GBGFK..... Flat Black Grilles Between Glass

CONTOUR PROFILE GRILLES BETWEEN GLASS

- GBGCW ... Contour White Grilles Between Glass
- GBGCA Contour Almond Grilles Between Glass
- GBGCB..... Contour Bronze Grilles Between Glass
- GBGCK..... Contour Black Grilles Between Glass

Artissa Collection

Low-E SDL



Fir*
CCA84940-SDLF5LE 🔥 ☀ 5
8'0": 3'0"

Low-E SDL



Fir*
CCA82350-SDLF5LE 🔥 ☀ 5
8'0": 3'0"

Low-E SDL



Fir*
CCA82360-SDLF5LE 🔥 ☀ 5
8'0": 3'0"

Low-E SDL



Fir*
CCA84930-SDLF5LE 🔥 ☀ 5
8'0": 3'0"

Low-E SDL



Fir*
CCA84920L-SDLF5LE | CCA84920R-SDLF5LE
8'0": 3'0" | 8'0": 3'0"
🔥 ☀ 5 | 🔥 ☀ 5

Low-E SDL



Fir*
CCA82370-SDLF4LE 🔥 ☀ 4
8'0": 3'0"

Low-E SDL



Fir*
CCA84900-SDLF3LE 🔥 ☀ 3
8'0": 3'0"

Low-E SDL



Fir*
CCA84910L-SDLF3LE | CCA84910R-SDLF3LE
8'0": 3'0" | 8'0": 3'0"
🔥 ☀ 3 | 🔥 ☀ 3

*Formerly Classic-Craft American Style. **Formerly Classic-Craft Rustic.

Note: Product images show exterior side of door.

Visionary Collection

Privacy SDL

Fir*



Reeded
CCA82300XK-SDLF4 🔥 🚫
8'0": 3'0"

Privacy SDL

Fir*



Reeded
CCA82310XK-SDLF4 🔥 🚫
8'0": 3'0"

Privacy SDL

Fir*



Reeded
CCA82320XK-SDLF3 🔥 🚫
8'0": 3'0"

Privacy SDL

Fir*



Reeded
CCA82330XK-SDLF3 🔥 🚫
8'0": 3'0"

Privacy SDL

Fir*



Reeded
CCA82340XK-SDLF3 🔥 🚫
8'0": 3'0"

Privacy SDL

Fir*



Reeded
CCA82380XK-SDLF5 🔥 🚫
8'0": 3'0"

Low-E SDL

Fir*



Fir*
CCA82300-SDLF4LE 🔥 🌞 🚫
8'0": 3'0"

Low-E SDL

Fir*



Fir*
CCA82310-SDLF4LE 🔥 🌞 🚫
8'0": 3'0"

Low-E SDL

Fir*



Fir*
CCA82320-SDLF3LE 🔥 🌞 🚫
8'0": 3'0"

Low-E SDL

Fir*



Fir*
CCA82330-SDLF3LE 🔥 🌞 🚫
8'0": 3'0"

Low-E SDL

Fir*



Fir*
CCA82340-SDLF3LE 🔥 🌞 🚫
8'0": 3'0"

Low-E SDL

Fir*



Fir*
CCA82380-SDLF5LE 🔥 🌞 🚫
8'0": 3'0"

Low-E

Fir*



Fir*
CCA82400-LE 🔥 🌞
8'0": 3'0"

Classic Craft® 8'0" 2/3 Glass



Key

- No Stile Lines
- Flush-Glazed Glass
- Vented Sidelite
- ◆ Black Nickel
- Brushed Nickel
- ◆ Brass
- ✕ Wrought Iron
- XK.....Reeded
- XG.....Geometric
- XE.....Satin Etch
- XC.....Chord
- XJ.....Chinchilla
- XR.....Rainglass
- XN.....Granite
- ☀ Low-E
- CL.....Clear
- ▤ Flat Frame
- 🔥 20-Minute Fire-Rated

SIMULATED DIVIDED LITES

- ▤ Simulated Divided Lites
- 1 1.125" Flat Simulated Divided Lites
- 2 3.5" Flat Simulated Divided Lites
- 3 4.25" Flat Simulated Divided Lites
- 4 5.5" Flat Simulated Divided Lites
- 5 4.25" & 5.5" Flat Combo Simulated Divided Lites
- 6 1.6" Flat Simulated Divided Lites
- Removable Wood Grilles
- ◆ Fixed Grilles

FLAT PROFILE GRILLES BETWEEN GLASS

- GBGFW ... Flat White Grilles Between Glass
- GBGFA Flat Almond Grilles Between Glass
- GBGFB..... Flat Bronze Grilles Between Glass
- GBGFK..... Flat Black Grilles Between Glass

CONTOUR PROFILE GRILLES BETWEEN GLASS

- GBGCW ... Contour White Grilles Between Glass
- GBGCA Contour Almond Grilles Between Glass
- GBGCB..... Contour Bronze Grilles Between Glass
- GBGCK..... Contour Black Grilles Between Glass

Artissa Collection

Homeward-



Mahogany**
CCR89919 ◆
8'0": 3'6", 3'0"

Homeward-



Mahogany**
CCR89918 ◆
8'0": 3'0"

Homeward-



Mahogany**
CCR82218 ◆
8'0": 3'6", 3'0"

Arborwatch.



Mahogany**
CCR81415 ◆ ■
8'0": 3'6", 3'0"

Arborwatch.



Mahogany**
CCR81414 ◆ ■
8'0": 3'0"

Arborwatch.



Mahogany**
CCR82214 ◆ ■
8'0": 3'6", 3'0"

Privacy

Mahogany**



Chord
CCR820520XC
8'0": 3'0"

Granite
CCR820520XN
8'0": 3'0"

Privacy

Mahogany**



Chord
CCR822220XC
8'0": 3'0"

Granite
CCR822220XN
8'0": 3'0"

*Formerly Classic-Craft American Style. **Formerly Classic-Craft Rustic.

Note: Product images show exterior side of door.

Founders Collection

Low-E



Mahogany**
CCR820520-LE ✨
8'0": 3'6", 3'0"

Arcadia-



Mahogany**
CCR820529 ◆
8'0": 3'0"

Arcadia-



Mahogany**
CCR820029 ◆
8'0": 3'0"

Arcadia-



Mahogany**
CCR822229 ◆
8'0": 3'0"

Augustine.



Mahogany**
CCR820527 ✗
8'0": 3'6", 3'0"

Augustine.



Mahogany**
CCR820027 ✗
8'0": 3'0"

Augustine.



Mahogany**
CCR822227 ✗
8'0": 3'6", 3'0"

Augustine.



Mahogany**
CCR820537 ✗
8'0": 3'6", 3'0"

Augustine.



Mahogany**
CCR820037 ✗
8'0": 3'0"

Borrassa.



Mahogany**
CCR81516 ✗
8'0": 3'6", 3'0"

Borrassa.



Mahogany**
CCR81515 ✗
8'0": 3'0"

Borrassa.



Mahogany**
CCR822215 ✗
8'0": 3'6", 3'0"

Borrassa.



Mahogany**
CCR81512 ✗
8'0": 3'6", 3'0"

Borrassa.



Mahogany**
CCR81511 ✗
8'0": 3'0"

Bella-



Mahogany**
CCR820524B ◆
8'0": 3'0"

Bella-



Mahogany**
CCR820024B ◆
8'0": 3'0"

Classic Craft® 8'0" 2/3 Glass

Key

- No Stile Lines
- Flush-Glazed Glass
- Vented Sidelite
- ◆ Black Nickel
- Brushed Nickel
- ◆ Brass
- ✕ Wrought Iron
- XK.....Reeded
- XG.....Geometric
- XE.....Satin Etch
- XC.....Chord
- XJ.....Chinchilla
- XR.....Rainglass
- XN.....Granite
- ☀ Low-E
- CL.....Clear
- └ Flat Frame
- 🔥 20-Minute Fire-Rated

SIMULATED DIVIDED LITES

- 📄 Simulated Divided Lites
- 1 1.125" Flat Simulated Divided Lites
- 2 3.5" Flat Simulated Divided Lites
- 3 4.25" Flat Simulated Divided Lites
- 4 5.5" Flat Simulated Divided Lites
- 5 4.25" & 5.5" Flat Combo Simulated Divided Lites
- 6 1.6" Flat Simulated Divided Lites
- Removable Wood Grilles
- ◆ Fixed Grilles

FLAT PROFILE GRILLES BETWEEN GLASS

- GBGFW ... Flat White Grilles Between Glass
- GBGFA.... Flat Almond Grilles Between Glass
- GBGFB.... Flat Bronze Grilles Between Glass
- GBGFK.... Flat Black Grilles Between Glass

CONTOUR PROFILE GRILLES BETWEEN GLASS

- GBGCW ... Contour White Grilles Between Glass
- GBGCA.... Contour Almond Grilles Between Glass
- GBGCB.... Contour Bronze Grilles Between Glass
- GBGCK.... Contour Black Grilles Between Glass

*Formerly Classic-Craft American Style.
**Formerly Classic-Craft Rustic.

Note: Product images show exterior side of door.

Bella-



Mahogany**
CCR82224B ◆
8'0": 3'0"

Provincial-



Mahogany**
CCR820528 ◆
8'0": 3'0"

Provincial-



Mahogany**
CCR820028 ◆
8'0": 3'0"

Provincial-



Mahogany**
CCR822228 ◆
8'0": 3'0"

Longford-



Mahogany**
CCR820523 ◆ ■
8'0": 3'0"

Longford-



Mahogany**
CCR820023 ◆ ■
8'0": 3'0"

Longford-



Mahogany**
CCR822223 ◆ ■
8'0": 3'0"

Cambridge-



Mahogany**
CCR820526 ◆ ■
8'0": 3'0"

Cambridge-



Mahogany**
CCR820026 ◆ ■
8'0": 3'0"

Cambridge-



Mahogany**
CCR822226 ◆ ■
8'0": 3'0"

Lucerna-



Mahogany**
CCR820522 ◆ ■
8'0": 3'6", 3'0"

Lucerna-



Mahogany**
CCR820022 ◆ ■
8'0": 3'0"

Lucerna.



Mahogany**
CCR822222 ◆ ■ ■ ■
8'0": 3'6", 3'0"

Lucerna.



Mahogany**
CCR820532 ◆ ■ ■ ■
8'0": 3'0"

Lucerna.



Mahogany**
CCR820032 ◆ ■ ■ ■
8'0": 3'0"

Privacy SDL

Mahogany**



Chord
CCM8303LXC-SDLF6 | CCM8303RXC-SDLF6
8'0": 3'0" | 8'0": 3'0"
🔥 6 | 🔥 6

Privacy SDL

Mahogany**



Chord
CCM8306CALXC-SDLF6 | CCM8306CARXC-SDLF6
8'0": 3'0" | 8'0": 3'0"
🔥 6 | 🔥 6

Privacy

Mahogany**



Chord
CCR820020XC
8'0": 3'0"
Granite
CCR820020XN
8'0": 3'0"

Privacy

Mahogany**



Chord
CCR820530XC
8'0": 3'0"
Granite
CCR820530XN
8'0": 3'0"

Privacy

Mahogany**



Chord
CCR820030XC
8'0": 3'0"
Granite
CCR820030XN
8'0": 3'0"

Visionary Collection

Low-E



Mahogany**
CCR820020-LE ✨
8'0": 3'0"

Low-E



Mahogany**
CCR822220-LE ✨
8'0": 3'6", 3'0"

Zaha.



Mahogany**
CCR81839 ◆
8'0": 3'0"

Zaha.



Mahogany**
CCR81838 ◆
8'0": 3'0"

Zaha.



Mahogany**
CCR822238 ◆
8'0": 3'0"

Zaha.



Mahogany**
CCR81846 ◆ ■ ■ ■
8'0": 3'0"

Zaha.



Mahogany**
CCR81845 ◆ ■ ■ ■
8'0": 3'0"

Classic Craft® 8'0" Craftsman Glass



Classic Craft Fir Grain, Rainglass with SDLs, Door – CCA8240XR

Key

- No Stile Lines
- 🔥 Flush-Glazed Glass
- Vented Sidelite
- ◆ Black Nickel
- Brushed Nickel
- ◆ Brass
- ✕ Wrought Iron
- XK..... Reeded
- XG..... Geometric
- XE..... Satin Etch
- XC..... Chord
- XJ..... Chinchilla
- XR..... Rainglass
- XN..... Granite
- ☀ Low-E
- CL..... Clear
- ▤ Flat Frame
- 🔥 20-Minute Fire-Rated

SIMULATED DIVIDED LITES

- ▤ Simulated Divided Lites
- 1 1.125" Flat Simulated Divided Lites
- 2 3.5" Flat Simulated Divided Lites
- 3 4.25" Flat Simulated Divided Lites
- 4 5.5" Flat Simulated Divided Lites
- 5 4.25" & 5.5" Flat Combo Simulated Divided Lites
- 6 1.6" Flat Simulated Divided Lites
- Removable Wood Grilles
- ◆ Fixed Grilles

FLAT PROFILE GRILLES BETWEEN GLASS

- GBGFW ... Flat White Grilles Between Glass
- GBGFA Flat Almond Grilles Between Glass
- GBGFB..... Flat Bronze Grilles Between Glass
- GBGFK..... Flat Black Grilles Between Glass

CONTOUR PROFILE GRILLES BETWEEN GLASS

- GBGCW ... Contour White Grilles Between Glass
- GBGCA Contour Almond Grilles Between Glass
- GBGCB..... Contour Bronze Grilles Between Glass
- GBGCK..... Contour Black Grilles Between Glass

Artissa Collection

Privacy SDL

Fir*



Rainglass
CCA87200XR-SDL 🔥 🍷
8'0": 3'6"

Privacy SDL

Fir*



Rainglass
CCA87300XR-SDL 🔥 🍷
8'0": 3'6"

Privacy SDL

Fir*



Rainglass
CCA8240XR-SDL 🔥 🍷
8'0": 3'0"

Privacy SDL

Fir*



Rainglass
CCA8260XR-SDL 🔥 🍷
8'0": 3'0"

Privacy SDL

Fir*



Rainglass
CCA8220XR-SDL 🔥 🍷
8'0": 3'0"

Privacy SDL

Fir*



Rainglass
CCA8230XR-SDL 🔥 🍷
8'0": 3'0"

Privacy SDL

Fir*



Rainglass
CCA87600XR-SDL 🔥 🍷
8'0": 3'6"

Privacy

Fir*



Rainglass
CCA8210XR 🔥
8'0": 3'0"

*Formerly Classic-Craft American Style. **Formerly Classic-Craft Rustic.

Note: Product images show exterior side of door.

Low-E SDL



Fir*
CCA87200-SDLLE 🌞🌟🚩
8'0": 3'6"

Low-E SDL



Fir*
CCA87300-SDLLE 🌞🌟🚩
8'0": 3'6"

Low-E SDL



Fir*
CCA87600-SDLLE 🌞🌟🚩
8'0": 3'6"

Low-E SDL



Fir*
CCA8220-SDLLE 🌞🌟🚩
8'0": 3'6"

Low-E SDL



Fir*
CCA8230-SDLLE 🌞🌟🚩
8'0": 3'0"

Low-E SDL



Fir*
CCA8240-SDLLE 🌞🌟🚩
8'0": 3'0"

Low-E SDL



Fir*
CCA8260-SDLLE 🌞🌟🚩
8'0": 3'0"

Low-E



Fir*
CCA87100-LE 🌞🌟
8'0": 3'6"

Low-E



Fir*
CCA8210-LE 🌞🌟
8'0": 3'0"

Classic Craft® 8'0" Solid Panel



Classic Craft Mahogany Grain Door – CCR8222; Low-E Glass, Sidelites – CCR8000SL

Key

- No Stile Lines
- Flush-Glazed Glass
- Vented Sidelite
- ◆ Black Nickel
- Brushed Nickel
- ◆ Brass
- ✕ Wrought Iron
- XK..... Reeded
- XG..... Geometric
- XE..... Satin Etch
- XC..... Chord
- XJ..... Chinchilla
- XR..... Rainglass
- XN..... Granite
- ☀ Low-E
- CL..... Clear
- ▤ Flat Frame
- 🔥 20-Minute Fire-Rated

SIMULATED DIVIDED LITES

- ▤ Simulated Divided Lites
- 1 1.125" Flat Simulated Divided Lites
- 2 3.5" Flat Simulated Divided Lites
- 3 4.25" Flat Simulated Divided Lites
- 4 5.5" Flat Simulated Divided Lites
- 5 4.25" & 5.5" Flat Combo Simulated Divided Lites
- 6 1.6" Flat Simulated Divided Lites
- Removable Wood Grilles
- ◆ Fixed Grilles

FLAT PROFILE GRILLES BETWEEN GLASS

- GBGFW ... Flat White Grilles Between Glass
- GBGFA Flat Almond Grilles Between Glass
- GBGFB..... Flat Bronze Grilles Between Glass
- GBGFK..... Flat Black Grilles Between Glass

CONTOUR PROFILE GRILLES BETWEEN GLASS

- GBGCW ... Contour White Grilles Between Glass
- GBGCA Contour Almond Grilles Between Glass
- GBGCB..... Contour Bronze Grilles Between Glass
- GBGCK..... Contour Black Grilles Between Glass

2 Panel Craftsman Shaker



Fir*
CCA81125-DDBF5
8'0": 3'0"

2 Panel Square Top Shaker



Fir*
CCA81127-DDBF4
8'0": 3'0"

4 Panel Square Top Shaker



Fir*
CCA81147-DDBF5
8'0": 3'0"

4 Panel Craftsman Shaker



Fir*
CCA81149-DDBF5
8'0": 3'0"

5 Panel Square Top Shaker



Fir*
CCA81158-DDBF3
8'0": 3'0"

6 Panel Shaker




Fir*
CCA81166-DDBF5
8'0": 3'0"

X-Brace



Fir*
CCA84905-DDBF3
8'0": 3'0"

Z-Brace




Fir*
CCA84915L-DDBF3 | CCA84915R-DDBF3
8'0": 3'0" | 8'0": 3'0"

*Formerly Classic-Craft American Style. **Formerly Classic-Craft Rustic.

Note: Product images show exterior side of door.

Double-Z



Fir*
CCA84925L-DDBF5 | CCA84925R-DDBF5
8'0": 3'0" | 8'0": 3'0"

Double-X



Fir*
CCA84935-DDBF5
8'0": 3'0"

Bottom-X



Fir*
CCA84945-DDBF5
8'0": 3'0"

2 Panel Square Top - WS



Mahogany**
CCR8222
8'0": 3'6", 3'0"

1 Panel Shaker



Fir*
CCA81100
8'0": 3'0"

3 Panel Shaker



Fir*
CCA81133-DDBF4
8'0": 3'0"

4 Panel Shaker



Fir*
CCA81145-DDBF4
8'0": 3'0"

5 Panel Shaker



Fir*
CCA81150-DDBF3
8'0": 3'0"

903 Design



Walnut Grain
CCW8903
8'0": 3'0"

Panel Soft Arch



Mahogany**
CCR8200
8'0": 3'0"

2 Panel Plank Soft Arch













Mahogany**
CCR8205
8'0": 3'6", 3'0"

Classic Craft® 8'0" Full Glass Sidelites



Classic Craft Fir Grain, Low-E Glass with SDLs, Door – CCA8260,
Sidelites – CCA3560SL, Finish – Raven, Door Surround – TDG-FLTFLT-6S6H

Key

-  No Stile Lines
-  Flush-Glazed Glass
-  Vented Sidelite
-  Black Nickel
-  Brushed Nickel
-  Brass
-  Wrought Iron
- XK.....Reeded
- XG.....Geometric
- XE.....Satin Etch
- XC.....Chord
- XJ.....Chinchilla
- XR.....Rainglass
- XN.....Granite
-  Low-E
- CL.....Clear
-  Flat Frame
-  20-Minute Fire-Rated

SIMULATED DIVIDED LITES

-  Simulated Divided Lites
-  1.125" Flat Simulated Divided Lites
-  3.5" Flat Simulated Divided Lites
-  4.25" Flat Simulated Divided Lites
-  5.5" Flat Simulated Divided Lites
-  4.25" & 5.5" Flat Combo Simulated Divided Lites
-  1.6" Flat Simulated Divided Lites
-  Removable Wood Grilles
-  Fixed Grilles

FLAT PROFILE GRILLES BETWEEN GLASS


- GBGFW ... Flat White Grilles Between Glass
- GBGFA..... Flat Almond Grilles Between Glass
- GBGFB..... Flat Bronze Grilles Between Glass
- GBGFK..... Flat Black Grilles Between Glass

CONTOUR PROFILE GRILLES BETWEEN GLASS

- GBGCW ... Contour White Grilles Between Glass
- GBGCA..... Contour Almond Grilles Between Glass
- GBGCB..... Contour Bronze Grilles Between Glass
- GBGCK..... Contour Black Grilles Between Glass

Privacy Mahogany**



Granite
CCR8000XNSL 
8'0": 14", 12"

Low-E SDL



Fir*
CCA3560SL-SDLLE   
8'0": 14", 12"

Low-E



Mahogany**
CCR8000SL-LE
 
8'0": 14", 12"

Fir*
CCA3500SL-LE  
8'0": 14", 12"

*Formerly Classic-Craft American Style. **Formerly Classic-Craft Rustic.

Note: Product images show exterior side of door.




Fiber-Classic® & Smooth-Star® Door Options

Fiber-Classic® Doors

Get the look and feel of rich Mahogany or warm Oak with excellent performance and value.




Fiber-Classic®
Mahogany Collection™



Fiber-Classic®
Oak Collection™

Smooth-Star® Doors

Get a smooth surface for plenty of color options with exceptional performance and value.



Smooth-Star®

Door Construction



Fiber-Classic® & Smooth-Star® Doors

1 Weather Resistance

Composite rails protect the door at the top and bottom edges to help block moisture that can wick into doors.

2 Security

An enhanced lock block combined with a 1-1/4" engineered lumber lock stile increases rigidity and stability.

3 Durability


With very little maintenance, a fiberglass door can bring a home years of durability. Unlike wood, fiberglass will not warp or rot. And, unlike steel, it will not dent or rust.

4 R-Values

Built with a polyurethane foam core, Therma-Tru fiberglass doors insulate against cold and heat for exceptional energy efficiency, offering up to four times the insulating R-Value of wood.*



ENERGY STAR® Qualified Options Available



*Comparison of fiberglass to wood doors (both without glass).
Note: See your Therma-Tru seller or visit www.thermatru.com for details on limited warranties and exclusions, and ENERGY STAR qualified products.

Decorative Glass

Fiber-Classic® & Smooth-Star®

Sedona



Black Nickel




Brushed Nickel

Privacy Rating 1 (7) 10



Salinas



Wrought Iron


Privacy Rating 1 (10) 10



Maple Park



Black Nickel



Brushed Nickel

Privacy Rating 1 (6) 10



Saratoga™



Black Nickel



Brushed Nickel


Privacy Rating 1 (7) 10



Wellesley™



Black Nickel



Brushed Nickel Brass

Privacy Rating 1 (6) 10



Concorde™



Black Nickel



Brushed Nickel Brass

Privacy Rating 1 (8) 10



Kensington™



Black Nickel




Brushed Nickel

Privacy Rating 1 (8) 10



Axis



Black Nickel

Privacy Rating 1 (7) 10



Note: Glass privacy ratings may be more or less than indicated, based on glass design and size of glass. Glass designs may differ from depiction due to size and hand craftsmanship of glass. See your Thermo-Tru seller or visit www.thermatru.com for more details.



Specialty Glass


Reeded (XK)



Privacy Rating 1 (7) 10



Geometric (XG)



Privacy Rating 1 (7) 10




Satin Etch (XE)



Privacy Rating 1 (10) 10




Chord (XC)



Privacy Rating 1 (10) 10



Chinchilla (XJ)



Privacy Rating 1 (10) 10



Rainglass (XR)



Privacy Rating 1 (8) 10



Granite (XN)



Privacy Rating 1 (10) 10




Low-E Internal Blinds



Low-E Glass



In cold weather, Low-E glass reflects the heat back inside to help keep your home warm.



In warm weather, Low-E glass reflects the sun's rays off of the glass to help keep your home cool.



Divided Lites

Simulated Divided Lites (SDL)



Grilles Between Glass (GBG)




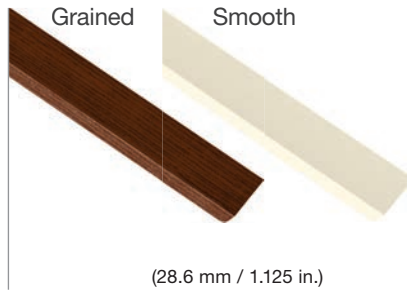

Removable Wood Grilles (RWG)




Fixed Grilles (FXG)




SDL Bar Options



GBG Bar Options



GBG Color Options



Black GBGs now available in select grid patterns.
Special order - Check availability and lead times.

*Available in Special Quote Program.

Note: Glass privacy ratings may be more or less than indicated, based on glass design and size of glass. Glass designs may differ from depiction due to size and hand craftsmanship of glass. See your Therma-Tru seller for a complete list of privacy and textured glass options available for each door style.

Fiber-Classic® & Smooth-Star® Full Glass



Smooth-Star, Blackstone Glass, Door – S6002, Sidelites – S6002SL, Finish – Onyx

Key

- No Stile Lines
- Flush-Glazed Glass
- Vented Sidelite
- ◆ Black Nickel
- Brushed Nickel
- ◆ Brass
- ✕ Wrought Iron
- XK.....Reeded
- XG.....Geometric
- XE.....Satin Etch
- XC.....Chord
- XJ.....Chinchilla
- XR.....Rainglass
- XN.....Granite
- ☀ Low-E
- CL.....Clear
- ▤ Flat Frame
- 🔥 20-Minute Fire-Rated

SIMULATED DIVIDED LITES

- ▤ Simulated Divided Lites
- 1 1.125" Flat Simulated Divided Lites
- 2 3.5" Flat Simulated Divided Lites
- 3 4.25" Flat Simulated Divided Lites
- 4 5.5" Flat Simulated Divided Lites
- 5 4.25" & 5.5" Flat Combo Simulated Divided Lites
- 6 1.6" Flat Simulated Divided Lites
- Removable Wood Grilles
- ◆ Fixed Grilles


FLAT PROFILE GRILLES BETWEEN GLASS

- GBGFW ... Flat White Grilles Between Glass
- GBGFA Flat Almond Grilles Between Glass
- GBGFB..... Flat Bronze Grilles Between Glass
- GBGFK..... Flat Black Grilles Between Glass

CONTOUR PROFILE GRILLES BETWEEN GLASS

- GBGCW ... Contour White Grilles Between Glass
- GBGCA Contour Almond Grilles Between Glass
- GBGCB..... Contour Bronze Grilles Between Glass
- GBGCK..... Contour Black Grilles Between Glass

Blackstone.




Oak
FC108 ◆ ■
6'8": 3'0", 2'8"

Smooth
S6002 ◆ ■
6'8": 3'0", 2'6" N

Mahogany
FCM108 ◆ ■
6'8": 3'0"

Blackstone.



Oak
FC310 ◆ ■ ■
6'8": 3'0", 2'8"

Smooth
S310 ◆ ■ ■
6'8": 3'6", 3'0", 2'10",
2'8", 2'6"
7'0": 3'0"

Mahogany
FCM310 ◆ ■ ■
6'8": 3'0", 2'8"

Crystalline.




Oak
FC16 ◆
6'8": 3'0"

Smooth
S916 ◆ ■
6'8": 3'0", 2'8"

Mahogany
FCM16 ◆
6'8": 3'0"

Crystalline.



Oak
FC668 ◆ ■
6'8": 3'0", 2'8"

Smooth
S668 ◆ ■ ■
6'8": 3'6", 3'0", 2'10",
2'8"
7'0": 3'0"

Mahogany
FCM668 ◆ ■
6'8": 3'0", 2'8"

Sedona




Smooth
S139 ◆
6'8": 3'0", 2'8"

Sedona



Smooth
S241 ◆ ■
6'8": 3'6", 3'0", 2'10", 2'8"
7'0": 3'0"

Salinas.




Oak
FC113 ✕
6'8": 3'0"

Smooth
S6008 ✕
6'8": 2'8"

Mahogany
FCM113 ✕
6'8": 3'0"

Salinas.



Oak
FC369 ✕ ■
6'8": 3'0", 2'8"

Smooth
S369 ✕ ■
6'8": 3'6", 3'0", 2'10",
2'8"
7'0": 3'0"

Mahogany
FCM369 ✕ ■
6'8": 3'0", 2'8"

Maple Park.



Oak
FC900 ◆
6'8": 3'0", 2'8"

Smooth
S6100 ◆
6'8": 2'8"

Mahogany
FCM900 ◆
6'8": 3'0"

Maple Park.



Oak
FC1006 ◆
6'8": 3'0", 2'8"

Smooth
S1006 ◆
6'8": 3'6", 3'0", 2'10",
2'8"
7'0": 3'0"

Mahogany
FCM1006 ◆
6'8": 3'0", 2'8"

Avonlea.



Smooth
S962 ◆
6'8": 3'0"

Avonlea.



Smooth
S1027 ◆
6'8": 3'6", 3'0", 2'10", 2'8"
7'0": 3'0"

Saratoga.



Oak
FC905 ◆
6'8": 3'0"

Smooth
S154 ◆
6'8": 3'0", 2'8", 2'6" N

Mahogany
FCM905 ◆
6'8": 3'0"

Saratoga.



Oak
FC6093 ◆
6'8": 3'0", 2'8"

Smooth
S6093 ◆
6'8": 3'6", 3'0", 2'10",
2'8", 2'6"
7'0": 3'0"

Mahogany
FCM6093 ◆
6'8": 3'0", 2'8"

Wellesley.



Oak
FC104 ◆
6'8": 3'0", 2'6" N

Smooth
S155 ◆
6'8": 3'0", 2'8"

Mahogany
FCM104 ◆
6'8": 3'0"

Wellesley.



Oak
FC6094 ◆
6'8": 3'0", 2'8", 2'6"

Smooth
S6094 ◆
6'8": 3'6", 3'0", 2'10",
2'8"
7'0": 3'0"

Mahogany
FCM6094 ◆
6'8": 3'0", 2'8"

Riserva.



Oak
FC574 ✗
6'8": 3'0"

Smooth
S574 ✗
6'8": 3'0"

Mahogany
FCM574 ✗
6'8": 3'0"

Riserva.



Oak
FC571 ✗
6'8": 3'0", 2'8"

Smooth
S571 ✗
6'8": 3'6", 3'0", 2'10",
2'8"
7'0": 3'0"

Mahogany
FCM571 ✗
6'8": 3'0", 2'8"

Concorde.



Oak
FC910 ◆
6'8": 3'0"

Smooth
S6090 ◆
6'8": 3'0", 2'8"

Mahogany
FCM910 ◆
6'8": 3'0"

Concorde.



Oak
FC6095 ◆
6'8": 3'0", 2'8"

Smooth
S6095 ◆
6'8": 3'6", 3'0", 2'10",
2'8"
7'0": 3'0"

Mahogany
FCM6095 ◆
6'8": 3'0", 2'8"

Kensington.



Oak
FC148 ◆
6'8": 3'0"

Smooth
S160 ◆
6'8": 2'8"

Mahogany
FCM148 ◆
6'8": 3'0"

Kensington.



Oak
FC626 ◆
6'8": 3'0", 2'8"

Smooth
S626 ◆
6'8": 3'6", 3'0", 2'10",
2'8"
7'0": 3'0"

Mahogany
FCM626 ◆
6'8": 3'0", 2'8"

Pembridge.



Smooth
S6550 ◆
6'8": 3'0", 2'10", 2'8"

Pembridge.



Smooth
S6500 ◆
6'8": 3'6", 3'0", 2'10", 2'8"
7'0": 3'0"

Fiber-Classic® & Smooth-Star® Full Glass

Key

-  No Stile Lines
-  Flush-Glazed Glass
-  Vented Sidelite
-  Black Nickel
-  Brushed Nickel
-  Brass
-  Wrought Iron
- XK.....Reeded
- XG.....Geometric
- XE.....Satin Etch
- XC.....Chord
- XJ.....Chinchilla
- XR.....Rainglass
- XN.....Granite
-  Low-E
- CL.....Clear
-  Flat Frame
-  20-Minute Fire-Rated

SIMULATED DIVIDED LITES

-  Simulated Divided Lites
-  1.125" Flat Simulated Divided Lites
-  3.5" Flat Simulated Divided Lites
-  4.25" Flat Simulated Divided Lites
-  5.5" Flat Simulated Divided Lites
-  4.25" & 5.5" Flat Combo Simulated Divided Lites
-  1.6" Flat Simulated Divided Lites
-  Removable Wood Grilles
-  Fixed Grilles

FLAT PROFILE GRILLES BETWEEN GLASS

- GBGFW ... Flat White Grilles Between Glass
- GBGFA.... Flat Almond Grilles Between Glass
- GBGFB.... Flat Bronze Grilles Between Glass
- GBGFK.... Flat Black Grilles Between Glass

CONTOUR PROFILE GRILLES BETWEEN GLASS

- GBGCW ... Contour White Grilles Between Glass
- GBGCA.... Contour Almond Grilles Between Glass
- GBGCB.... Contour Bronze Grilles Between Glass
- GBGCK.... Contour Black Grilles Between Glass

Axis.



Oak
FC1652 
6'8": 3'0"

Smooth
S1652 
6'8": 3'0", 2'8", 2'6" N



Privacy SDL Mahogany




Rainglass
FCM138XR-SDL 
6'8": 3'0", 2'8"



Privacy SDL Mahogany



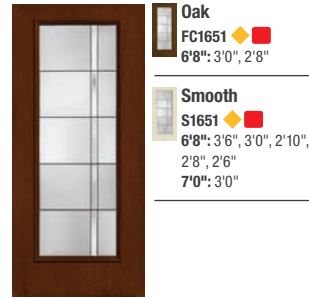
Rainglass
FCM1285XR-SDL  
6'8": 3'0"

Privacy SDL Smooth



Reeded
S691XK-SDLF2  
6'8": 3'0"

Axis.



Oak
FC1651  
6'8": 3'0", 2'8"

Smooth
S1651  
6'8": 3'6", 3'0", 2'10",
2'8", 2'6"
7'0": 3'0"

Privacy SDL Oak



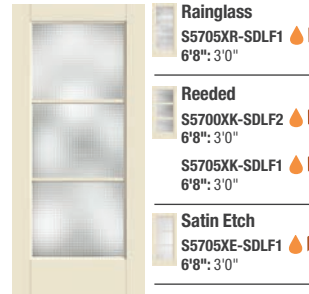
Rainglass
FC138XR-SDL 
6'8": 3'0"

Privacy SDL Oak



Rainglass
1285XR-SDL  
6'8": 3'0"

Privacy SDL Smooth



Rainglass
S5705XR-SDLF1  
6'8": 3'0"


Reeded
S5700XK-SDLF2  
6'8": 3'0"

Rainglass
S5705XK-SDLF1  
6'8": 3'0"

Satin Etch
S5705XE-SDLF1  
6'8": 3'0"

Geometric
S5705XG-SDLF1  
6'8": 3'0"

Privacy SDL Smooth



Rainglass
S2010XR-SDL  
6'8": 3'0"

Reeded
S2010XK-SDL  
6'8": 3'0"

Satin Etch
S2010XE-SDL  
6'8": 3'0", 2'8", 2'6"

Privacy SDL Smooth



Geometric
S2010XG-SDL  
6'8": 3'0"


Satin Etch
S128XE-SDL 
6'8": 3'0", 2'10", 2'8"
7'0": 3'0"

Privacy SDL Smooth



Satin Etch
S141XE-SDL  
6'8": 3'6", 3'0", 2'10", 2'8"

Privacy SDL Smooth



Rainglass
S5715XR-SDLF1  
6'8": 3'0"


Reeded
S5710XK-SDLF2  
6'8": 3'0"

Rainglass
S5715XK-SDLF1  
6'8": 3'0"

Satin Etch
S5715XE-SDLF1  
6'8": 3'0"

Geometric
S5715XG-SDLF1  
6'8": 3'0"


Privacy SDL
Smooth



- Rainglass**
S1205XR-SDL 6'8": 3'0" 🔥🚩
- S1205XR-SDLF1 6'8": 3'0" 🔥🚩
- Reeded**
S1205XK-SDL 6'8": 3'0" 🔥🚩
- S1205XK-SDLF 6'8": 3'0" 🔥🚩
- Satin Etch**
S1205XE-SDL 6'8": 3'0" 🔥🚩
- S1205XE-SDLF1 6'8": 3'0" 🔥🚩

Geometric
S1205XG-SDL 6'8": 3'0" 🔥🚩
- S1205XG-SDLF1 6'8": 3'0" 🔥🚩

Privacy SDL
Smooth



- Rainglass**
S5725XR-SDLF1 6'8": 3'0" 🔥🚩
- Reeded**
S5720XK-SDLF2 6'8": 3'0" 🔥🚩
- S5725XK-SDLF1 6'8": 3'0" 🔥🚩
- Satin Etch**
S5725XE-SDLF1 6'8": 3'0" 🔥🚩


Geometric
S5725XG-SDLF1 6'8": 3'0" 🔥🚩

Privacy SDL
Smooth



Satin Etch
S1207XE-SDL 6'8": 3'0" 🔥🚩


Privacy SDL
Smooth



- Rainglass**
S685LXR-SDLF2 6'8": 3'0" 🔥🚩
- Reeded**
S685LXK-SDLF2 6'8": 3'0" 🔥🚩
- Satin Etch**
S685LXE-SDLF2 6'8": 3'0" 🔥🚩

Geometric
S685LXG-SDLF2 6'8": 3'0" 🔥🚩


Privacy SDL
Smooth



- Rainglass**
S685RXR-SDLF2 6'8": 3'0" 🔥🚩
- Reeded**
S685RXK-SDLF2 6'8": 3'0" 🔥🚩
- Satin Etch**
S685RXE-SDLF2 6'8": 3'0" 🔥🚩

Geometric
S685RXG-SDLF2 6'8": 3'0" 🔥🚩

Privacy
Smooth



- Rainglass**
S2000XR 6'8": 3'0" 🔥
- Reeded**
S2000XK 6'8": 3'0" 🔥
- Satin Etch**
S2000XE 6'8": 3'0", 2'8", 2'6" 🔥

Geometric
S2000XG 6'8": 3'0" 🔥

Privacy
Mahogany



Satin Etch
FCM10XE 6'8": 3'0" 🔥

Rainglass
FCM10XR 6'8": 3'0" 🔥

Privacy
Oak



Satin Etch
FC10XE 6'8": 3'0" 🔥

Rainglass
FC10XR 6'8": 3'0" 🔥

Privacy
Smooth



- Granite**
S118XN 6'8": 3'0", 2'8" 🔥
- Rainglass**
S118XR 6'8": 3'0" 🔥
- Satin Etch**
S118XE 6'8": 3'0" 🔥

Chincilla
S118XJ 6'8": 3'0", 2'10", 2'8" 🔥

Privacy
Mahogany



Satin Etch
FCM1283XE 6'8": 3'0", 2'8" 🔥

Rainglass
FCM1283XR 6'8": 3'0", 2'8" 🔥


Privacy
Oak



Satin Etch
1283XE 6'8": 3'0", 2'8" 🔥

Rainglass
1283XR 6'8": 3'0", 2'8" 🔥

Privacy
Smooth



- Chord**
S140XC 6'8": 3'6", 3'0", 2'10", 2'8" 7'0": 3'0" 🔥
- Granite**
S140XN 6'8": 3'6", 3'0", 2'10", 2'8" 7'0": 3'0" 🔥
- Rainglass**
S140XR 6'8": 3'6", 3'0", 2'10", 2'8" 7'0": 3'0" 🔥
- Satin Etch**
S140XJ 6'8": 3'6", 3'0", 2'10", 2'8" 7'0": 3'0" 🔥
- S140XE 6'8": 3'6", 3'0", 2'10", 2'8" 7'0": 3'0" 🔥

Low-E / Clear SDL



Smooth
S2010-SDL 6'8": 3'0", 2'8", 2'6" 🔥🚩
- S2010-SDLLE 6'8": 3'0", 2'10", 2'8", 2'6" 🔥🚩🌞🚩

Low-E / Clear SDL



Smooth
S5705-SDLF1 6'8": 3'0", 2'10" 🔥🚩
- S5705-SDLF1LE 6'8": 3'0", 2'10" 🔥🚩🌞🚩

Low-E / Clear SDL



Smooth
S5715-SDLF1 6'8": 3'0", 2'10" 🔥🚩
- S5715-SDLF1LE 6'8": 3'0", 2'10" 🔥🚩🌞🚩

Low-E / Clear SDL



Smooth
S1205-SDL 6'8": 3'0" 🔥🚩
- S1205-SDLLE 6'8": 3'0", 2'10" 🔥🚩🌞🚩

Fiber-Classic® & Smooth-Star® Full Glass

Key

- No Stile Lines
- Flush-Glazed Glass
- Vented Sidelite
- ◆ Black Nickel
- Brushed Nickel
- ◆ Brass
- ✕ Wrought Iron
- XK.....Reeded
- XG.....Geometric
- XE.....Satin Etch
- XC.....Chord
- XJ.....Chinchilla
- XR.....Rainglass
- XN.....Granite
- ☀ Low-E
- CL.....Clear
- └ Flat Frame
- 🔥 20-Minute Fire-Rated

SIMULATED DIVIDED LITES

- Simulated Divided Lites
- 1 1.125" Flat Simulated Divided Lites
- 2 3.5" Flat Simulated Divided Lites
- 3 4.25" Flat Simulated Divided Lites
- 4 5.5" Flat Simulated Divided Lites
- 5 4.25" & 5.5" Flat Combo Simulated Divided Lites
- 6 1.6" Flat Simulated Divided Lites
- > Removable Wood Grilles
- ◆ Fixed Grilles

FLAT PROFILE GRILLES BETWEEN GLASS

- GBGFW ... Flat White Grilles Between Glass
- GBGFA..... Flat Almond Grilles Between Glass
- GBGFB..... Flat Bronze Grilles Between Glass
- GBGFK..... Flat Black Grilles Between Glass

CONTOUR PROFILE GRILLES BETWEEN GLASS


- GBGCW ... Contour White Grilles Between Glass
- GBGCA..... Contour Almond Grilles Between Glass
- GBGCB..... Contour Bronze Grilles Between Glass
- GBGCK..... Contour Black Grilles Between Glass

Low-E / Clear SDL



Smooth
S1205-SDLF1 ● ■
6'8": 3'0", 2'10"
S1205-SDLF1LE ● ☀ ■
6'8": 3'0", 2'10"

Low-E / Clear SDL



Smooth
S5725-SDLF1 ● ■
6'8": 3'0", 2'10"
S5725-SDLF1LE ● ☀ ■
6'8": 3'0", 2'10"

Low-E / Clear SDL



Smooth
S1207-SDL ● ■
6'8": 3'0", 2'10", 2'8", 2'6"
S1207-SDLLE ● ☀ ■
6'8": 3'0", 2'8", 2'6"

Low-E / Clear SDL



Smooth
S685L-SDLF2 ● ■
6'8": 3'0"
S685L-SDLF2LE ● ☀ ■
6'8": 3'0", 2'10"

Low-E / Clear SDL




Smooth
S685R-SDLF2 ● ■
6'8": 3'0"
S685R-SDLF2LE ● ☀ ■
6'8": 3'0", 2'10"

Low-E / Clear SDL



Oak
FC138-SDL ■
6'8": 3'0"
FC138-SDLLE ☀ ■
6'8": 3'0"
Smooth
S128-SDL ● ■
6'8": 3'0", 2'10", 2'8"
7'0": 3'0"
S128-SDLLE ☀ ■
6'8": 3'0", 2'10", 2'8"
7'0": 3'0"

Low-E / Clear SDL



Oak
1285-SDL ■ ■
6'8": 3'0"
1285-SDLLE ☀ ■ ■
6'8": 3'0"
Smooth
S141-SDL ● ■ ■
6'8": 3'6", 3'0", 2'10", 2'8"
S141-SDLLE ☀ ■ ■
6'8": 3'6", 3'0", 2'10", 2'8"
Mahogany
FCM1285-SDL ■ ■
6'8": 3'0"
FCM1285-SDLLE ☀ ■ ■
6'8": 3'0"

Flat Bar Grilles Between Glass



Smooth
S128-GBGFALE ☀
6'8": 3'0"
S128-GBGFWLE ☀
6'8": 2'8", 2'6" N

Flat Bar Grilles Between Glass



Oak
FC18-GBGFA
6'8": 3'0"
Smooth
S108-GBGFA
6'8": 2'6" N
S108-GBGFBLE ☀
6'8": 3'0", 2'6" N
S108-GBGFW
6'8": 3'0", 2'6" N
S108-GBGFWLE ☀
6'8": 2'6" N
Mahogany
FCM18-GBGFA
6'8": 3'0"

Flat Bar Grilles Between Glass



Oak
FC1209-GBGFW
6'8": 3'0"
FC1209-GBGFWLE ☀
6'8": 3'0"
Smooth
S1209-GBGFWLE ☀
6'8": 3'0"
Mahogany
FCM1209-GBGFW
6'8": 3'0"
FCM1209-GBGFWLE ☀
6'8": 3'0"

Flat Bar Grilles Between Glass



Smooth
S1211-GBGFWLE ☀
6'8": 2'8"

Flat Bar Grilles Between Glass



Smooth
S1212-GBGFALE ☀
6'8": 3'0", 2'6" N
S1212-GBGFWLE ☀
6'8": 3'0"

Note: Product images show exterior side of door.

Flat Bar Grilles Between Glass




Smooth
S198-GBGFWE ☀️
6'8": 3'0"

Flat Bar Grilles Between Glass



Smooth
S141-GBGFALE ☀️
6'8": 3'6", 3'0", 2'10", 2'8"
7'0": 3'0"
S141-GBGFWE ☀️
6'8": 3'6", 3'0", 2'10", 2'8", 2'6"
7'0": 3'0"

Flat Bar Grilles Between Glass



Oak
1284-GBGFA
6'8": 3'0", 2'8"
Smooth
S6063-GBGFA
6'8": 3'6", 3'0", 2'10", 2'8", 2'6"
7'0": 3'0"
S6063-GBGFBLE ☀️
6'8": 3'6", 3'0", 2'10", 2'8", 2'6"
7'0": 3'0"
S6063-GBGFWE
6'8": 3'6", 3'0", 2'10", 2'8", 2'6"
7'0": 3'0"

Flat Bar Grilles Between Glass



Oak
FC1201-GBGFWE
6'8": 3'0", 2'8"
FC1201-GBGFWE ☀️
6'8": 3'0", 2'8"
Smooth
S1201-GBGFWE
6'8": 3'6", 3'0", 2'10", 2'8"
7'0": 3'0"
FCM1201-GBGFWE ☀️
6'8": 3'0", 2'8"

Flat Bar Grilles Between Glass



Smooth
S1202-GBGFWE ☀️
6'8": 3'6", 3'0", 2'10", 2'8"
7'0": 3'0"

Flat Bar Grilles Between Glass



Smooth
S1203-GBGFALE ☀️
6'8": 3'6", 3'0", 2'10", 2'8", 2'6"
7'0": 3'0"
S1203-GBGFWE ☀️
6'8": 3'6", 3'0", 2'10", 2'8"
7'0": 3'0"

Flat Bar Grilles Between Glass



Smooth
S6062-GBGFWE ☀️
6'8": 3'6", 3'0", 2'10", 2'8"
7'0": 3'0"

Fixed Grilles



Smooth
S128-FXG
6'8": 3'0", 2'8", 2'6" N
S128-FXGLE ☀️
6'8": 3'0", 2'8"

Fixed Grilles



Smooth
S108-FXG
6'8": 2'8"
S108-FXGLE ☀️
6'8": 3'0", 2'8", 2'6" N

Fixed Grilles



Smooth
S141-FXGLE ☀️
6'8": 3'6", 3'0", 2'10", 2'8"
7'0": 3'0"

Fixed Grilles



Smooth
S6063-FXG
6'8": 3'6", 3'0", 2'10", 2'8"
7'0": 3'0"

Low-E / Clear Internal Blinds



Smooth
S2600
6'8": 2'10", 2'8"
S2600-LE ☀️
6'8": 3'0", 2'8"

Low-E / Clear Internal Blinds



Mahogany
FCM141-RT
6'8": 3'0"
FCM141-RTLE ☀️
6'8": 3'0"

Oak
FC141-RT
6'8": 3'0"
FC141-RTLE ☀️
6'8": 3'0"
Smooth
S130-RT
6'8": 3'0", 2'6" N
S130-RTLE ☀️
6'8": 3'0", 2'8"

Low-E / Clear Internal Blinds



Mahogany
FCM1286-RT
6'8": 3'0", 2'8"
FCM1286-RTLE ☀️
6'8": 3'0", 2'8"

Oak
1286-RT
6'8": 3'0", 2'8"
1286-RTLE ☀️
6'8": 3'0", 2'8"
Smooth
S6061-RT
6'8": 3'6", 3'0", 2'10", 2'8", 2'6", 2'4"
7'0": 3'0"
S6061-RTLE ☀️
6'8": 3'6", 3'0", 2'10", 2'8", 2'6", 2'4"
7'0": 3'0"

Low-E / Clear



Oak
2000-LE ☀️
6'8": 3'0", 2'8", 2'6"

Smooth
S2000
6'8": 3'0", 2'10", 2'8", 2'6"
S2000-LE ☀️
6'8": 3'0", 2'10", 2'8", 2'6", 2'0"

Low-E / Clear



Mahogany
FCM10
6'8": 3'0"
FCM10-LE ☀️
6'8": 3'0"

Oak
FC10
6'8": 3'0"
FC10-LE ☀️
6'8": 3'0", 2'6" N
Smooth
S118
6'8": 3'0", 2'8", 2'6" N
S118-LE ☀️
6'8": 3'0", 2'8", 2'6" N

Low-E / Clear



- Oak**
- 1283 ■
6'8": 3'0", 2'8"
- 1283-LE ■ ☀
6'8": 3'0", 2'8", 2'6"

- Smooth**
- S140 ■
6'8": 3'6", 3'0", 2'10",
2'8", 2'6"
7'0": 3'0"
- S140-LE ■ ☀
6'8": 3'6", 3'0", 2'10",
2'8", 2'6", 2'4", 2'0"
7'0": 3'0"

Mahogany

- FCM1283 ■
6'8": 3'0", 2'8"
- FCM1283-LE ■ ☀
6'8": 3'0", 2'8"



Fiber-Classic® & Smooth-Star® 3/4 Glass



Fiber-Classic Mahogany Collection, Blackstone Glass, Door – FCM765;
Rainglass, Sidelites – FCM12101XRSL

Key

- No Stile Lines
- ◊ Flush-Glazed Glass
- Vented Sidelite
- ◆ Black Nickel
- Brushed Nickel
- ◆ Brass
- ✕ Wrought Iron
- XK.....Reeded
- XG.....Geometric
- XE.....Satin Etch
- XC.....Chord
- XJ.....Chinchilla
- XR.....Rainglass
- XN.....Granite
- ☀ Low-E
- CL.....Clear
- ▤ Flat Frame
- 🔥 20-Minute Fire-Rated

SIMULATED DIVIDED LITES

- ▤ Simulated Divided Lites
- 1 1.125" Flat Simulated Divided Lites
- 2 3.5" Flat Simulated Divided Lites
- 3 4.25" Flat Simulated Divided Lites
- 4 5.5" Flat Simulated Divided Lites
- 5 4.25" & 5.5" Flat Combo Simulated Divided Lites
- 6 1.6" Flat Simulated Divided Lites
- Removable Wood Grilles
- ◆ Fixed Grilles

FLAT PROFILE GRILLES BETWEEN GLASS

- GBGFW ... Flat White Grilles Between Glass
- GBGFA Flat Almond Grilles Between Glass
- GBGFB..... Flat Bronze Grilles Between Glass
- GBGFK..... Flat Black Grilles Between Glass

CONTOUR PROFILE GRILLES BETWEEN GLASS

- GBGCW ... Contour White Grilles Between Glass
- GBGCA Contour Almond Grilles Between Glass
- GBGCB..... Contour Bronze Grilles Between Glass
- GBGCK..... Contour Black Grilles Between Glass

Blackstone.



Mahogany
FCM765 ◆ ■ ■ ■
6'8": 3'0"

Oak
FC765 ◆ ■ ■ ■
6'8": 3'0", 2'8"

Smooth
S975 ◆ ■ ■ ■
6'8": 3'0"

Blackstone.



Oak
FC770 ◆ ■ ■ ■
6'8": 3'0", 2'8"

Smooth
S979 ◆ ■ ■ ■
6'8": 3'0"

Crystalline.



Mahogany
FCM38 ◆ ■ ■ ■
6'8": 3'0"

Oak
FC38 ◆ ■ ■ ■
6'8": 3'0", 2'8"

Smooth
S977 ◆ ■ ■ ■
6'8": 3'0"

Crystalline.



Oak
FC772 ◆ ■ ■ ■
6'8": 3'0", 2'8"

Smooth
S981 ◆ ■ ■ ■
6'8": 3'0"

Sedona



Mahogany
FCM131 ◆
6'8": 3'0"

Oak
FC131 ◆
6'8": 3'0", 2'8"

Smooth
S95 ◆ ■ ■ ■
6'8": 3'0"

Sedona



Oak
FC773 ◆
6'8": 3'0", 2'8"

Smooth
S91 ◆ ■ ■ ■
6'8": 3'0"

Salinas.



Mahogany
FCM115 ✕
6'8": 3'0"

Oak
FC115 ✕
6'8": 3'0", 2'8"

Smooth
S6009 ✕
6'8": 3'0"

Salinas.



Oak
FC775 ✕
6'8": 3'0", 2'8"

Smooth
S6010 ✕
6'8": 3'0"

Fiber-Classic[®] & Smooth-Star[®] 3/4 Glass

Key

- No Stile Lines
- ◊ Flush-Glazed Glass
- Vented Sidelite
- ◆ Black Nickel
- Brushed Nickel
- ◆ Brass
- ✕ Wrought Iron
- XK.....Reeded
- XG.....Geometric
- XE.....Satin Etch
- XC.....Chord
- XJ.....Chinchilla
- XR.....Rainglass
- XN.....Granite
- ☀ Low-E
- CL.....Clear
- ▤ Flat Frame
- 🔥 20-Minute Fire-Rated

SIMULATED DIVIDED LITES

- ▤ Simulated Divided Lites
- 1 1.125" Flat Simulated Divided Lites
- 2 3.5" Flat Simulated Divided Lites
- 3 4.25" Flat Simulated Divided Lites
- 4 5.5" Flat Simulated Divided Lites
- 5 4.25" & 5.5" Flat Combo Simulated Divided Lites
- 6 1.6" Flat Simulated Divided Lites
- ▤ Removable Wood Grilles
- ◆ Fixed Grilles

FLAT PROFILE GRILLES BETWEEN GLASS

- GBGFW ... Flat White Grilles Between Glass
- GBGFA..... Flat Almond Grilles Between Glass
- GBGFB..... Flat Bronze Grilles Between Glass
- GBGFK..... Flat Black Grilles Between Glass

CONTOUR PROFILE GRILLES BETWEEN GLASS

- GBGCW ... Contour White Grilles Between Glass
- GBGCA..... Contour Almond Grilles Between Glass
- GBGCB..... Contour Bronze Grilles Between Glass
- GBGCK..... Contour Black Grilles Between Glass

Maple Park.



Oak
FC902 ◆ ■ ■ ■
6'8": 3'0", 2'8"

Smooth
S6102 ◆ ■ ■ ■
6'8": 3'0"

Mahogany
FCM902 ◆ ■ ■ ■
6'8": 3'0"

Maple Park.



Smooth
S6103 ◆ ■ ■ ■
6'8": 3'0"

Oak
FC777 ◆ ■ ■ ■
6'8": 3'0", 2'8"

Avonlea.



Oak
FC764 ◆ ■ ■ ■
6'8": 3'0", 2'8"

Smooth
S976 ◆ ■ ■ ■
6'8": 3'0"

Mahogany
FCM764 ◆ ■ ■ ■
6'8": 3'0"

Avonlea.



Smooth
S980 ◆ ■ ■ ■
6'8": 3'0"

Oak
FC769 ◆ ■ ■ ■
6'8": 3'0", 2'8"

Saratoga.



Oak
FC907 ◆ ■ ■ ■
6'8": 3'0", 2'8"

Smooth
S6092 ◆ ■ ■ ■
6'8": 3'0"

Mahogany
FCM907 ◆ ■ ■ ■
6'8": 3'0"

Saratoga.



Smooth
S982 ◆ ■ ■ ■
6'8": 3'0"

Oak
FC776 ◆ ■ ■ ■
6'8": 3'0", 2'8"

Texas Star



Oak
FC143 ■ ■ ■ ■
6'8": 3'0", 2'8"

Mahogany
FCM143 ■ ■ ■ ■
6'8": 3'0"

Texas Star



Oak
FC778 ■ ■ ■ ■
6'8": 3'0", 2'8"

Wellesley.



Oak
FC147 ◆ ■ ■ ■
6'8": 3'0", 2'8"

Smooth
S6091 ◆ ■ ■ ■
6'8": 3'0"

Mahogany
FCM147 ◆ ■ ■ ■
6'8": 3'0"

Wellesley.



Smooth
S983 ◆ ■ ■ ■
6'8": 3'0"

Oak
FC779 ◆ ■ ■ ■
6'8": 3'0", 2'8"

Riserva.



Oak
FC543 ✕ ■ ■ ■
6'8": 3'0", 2'8"

Mahogany
FCM543 ✕ ■ ■ ■
6'8": 3'0"

Riserva.



Oak
FC529 ✕ ■ ■ ■
6'8": 3'0", 2'8"

Concorde-



Oak
FC912 ◆
6'8": 3'0", 2'8"

Smooth
S912 ◆
6'8": 3'0"

Mahogany
FCM912 ◆
6'8": 3'0"


Concorde-



Smooth
S97 ◆
6'8": 3'0"

Oak
FC780 ◆
6'8": 3'0", 2'8"

Kensington-



Oak
FC156 ◆
6'8": 3'0", 2'8"

Smooth
S156 ◆
6'8": 3'0"

Mahogany
FCM156 ◆
6'8": 3'0"

Kensington-



Smooth
S20042 ◆
6'8": 3'0"

Oak
FC20042 ◆
6'8": 3'0", 2'8"

Axis-



Oak
FC1647 ◆
6'8": 3'0", 2'8"

Smooth
S1647 ◆
6'8": 3'0"

Mahogany
FCM1647 ◆
6'8": 3'0"

Axis-



Smooth
S1646 ◆
6'8": 3'0"

Oak
FC1646 ◆
6'8": 3'0", 2'8"

Privacy SDL



Rainglass
S82XR-SDL
6'8": 3'0"

Satin Etch
S82XE-SDL
6'8": 3'0"

Chord
S82XC-SDL
6'8": 3'0"

Privacy SDL



Rainglass
S92XR-SDL
6'8": 3'0", 2'8"

Satin Etch
S92XE-SDL
6'8": 3'0", 2'8"

Chord
S92XC-SDL
6'8": 3'0", 2'8"

Privacy Mahogany



Granite
FCM32XN
6'8": 3'0"

Rainglass
FCM32XR
6'8": 3'0"

Chincilla
FCM32XJ
6'8": 3'0"

Privacy Oak



Granite
FC32XN
6'8": 3'0", 2'8"

Rainglass
FC32XR
6'8": 3'0", 2'8"

Chincilla
FC32XJ
6'8": 3'0", 2'8"

Privacy Smooth



Chord
S80XC
6'8": 3'0"

Granite
S80XN
6'8": 3'0"

Rainglass
S80XR
6'8": 3'0"

Satin Etch
S80XE
6'8": 3'0"

Chincilla
S80XJ
6'8": 3'0"

Privacy Oak



Granite
FC766XN
6'8": 3'0", 2'8"

Rainglass
FC766XR
6'8": 3'0", 2'8"

Chincilla
FC766XJ
6'8": 3'0", 2'8"

Privacy Smooth



Chord
S90XC
6'8": 3'0"

Granite
S90XN
6'8": 3'0"

Rainglass
S90XR
6'8": 3'0"

Satin Etch
S90XE
6'8": 3'0"

Chincilla
S90XJ
6'8": 3'0"

Low-E / Clear SDL



Smooth
S2103-SDL
6'8": 3'0"

S2103-SDLLE
6'8": 3'0"

Low-E / Clear SDL



Smooth
S2104-SDLF1
6'8": 3'0"

S2104-SDLFILE
6'8": 3'0"

Low-E / Clear SDL



Smooth
S82-SDL
6'8": 3'0"

S82-SDLLE
6'8": 3'0"

Low-E / Clear SDL



Smooth
S92-SDL
 6'8": 3'0", 2'8"
S92-SDLLE
 6'8": 3'0", 2'8"

Flat Bar Grilles Between Glass



Mahogany
FCM82-GBGFBLE
 6'8": 3'0"

- Oak**
FC82-GBGFBLE
 6'8": 3'0", 2'8"

- Smooth**
S82-GBGFBA
 6'8": 3'0"
- S82-GBGFALE**
 6'8": 3'0"
- S82-GBGFW**
 6'8": 3'0"
- S82-GBGFWLE**
 6'8": 3'0"

Flat Bar Grilles Between Glass



Mahogany
FCM2106-GBGFBA
 6'8": 3'0"

- Oak**
FC2106-GBGFBA
 6'8": 3'0", 2'8"

- Smooth**
S2106-GBGFALE
 6'8": 3'0"
- S2106-GBGFW**
 6'8": 3'0"
- S2106-GBGFWLE**
 6'8": 3'0"

Flat Bar Grilles Between Glass



Smooth
S2107-GBGFWLE
 6'8": 3'0"

Flat Bar Grilles Between Glass



Mahogany
FCM1402-GBGFW
 6'8": 3'0"

- Oak**
FC1402-GBGFW
 6'8": 3'0", 2'8"

Flat Bar Grilles Between Glass



Oak
FC92-GBGFBLE
 6'8": 3'0", 2'8"

- Smooth**
S92-GBGFBA
 6'8": 3'0"
- S92-GBGFALE**
 6'8": 3'0"
- S92-GBGFW**
 6'8": 3'0"
- S92-GBGFWLE**
 6'8": 3'0"

Flat Bar Grilles Between Glass



Oak
FC1089-GBGFBA
 6'8": 3'0", 2'8"

- Smooth**
S1089-GBGFALE
 6'8": 3'0"
- S1089-GBGFW**
 6'8": 3'0"
- S1089-GBGFWLE**
 6'8": 3'0"

Flat Bar Grilles Between Glass



Smooth
S2101-GBGFWLE
 6'8": 3'0"

Flat Bar Grilles Between Glass



Oak
FC1400-GBGFW
 6'8": 3'0", 2'8"

Low-E / Clear Internal Blinds



Smooth
S5425-RT
 6'8": 3'0"

- S5425-RTLE**
 6'8": 3'0"

Low-E / Clear Internal Blinds



Smooth
S682-RT
 6'8": 3'0", 2'8"

- S682-RTLE**
 6'8": 3'0"

Low-E



Smooth
S2200-LE
 6'8": 3'0"

Low-E / Clear



Mahogany
FCM32
 6'8": 3'0"

- Oak**
FC32
 6'8": 3'0", 2'8"
- FC32-LE**
 6'8": 3'0", 2'8"

- Smooth**
S80
 6'8": 3'0"
- S80-LE**
 6'8": 3'0"

Low-E / Clear



Oak
FC766
 6'8": 3'0", 2'8"

- Smooth**
S90
 6'8": 3'0"
- S90-LE**
 6'8": 3'0"

Fiber-Classic® & Smooth-Star®
1/2 Glass



Fiber-Classic Oak Collection, Salinas Glass, Door – FC114,
Sidelites – FC814SL, Finish – Rustic Clay

Key

- No Stile Lines
- ◊ Flush-Glazed Glass
- Vented Sidelite
- ◆ Black Nickel
- Brushed Nickel
- ◆ Brass
- ✕ Wrought Iron
- XK.....Reeded
- XG.....Geometric
- XE.....Satin Etch
- XC.....Chord
- XJ.....Chinchilla
- XR.....Rainglass
- XN.....Granite
- ☀ Low-E
- CL.....Clear
- ▤ Flat Frame
- 🔥 20-Minute Fire-Rated

SIMULATED DIVIDED LITES

- ▤ Simulated Divided Lites
- 1 1.125" Flat Simulated Divided Lites
- 2 3.5" Flat Simulated Divided Lites
- 3 4.25" Flat Simulated Divided Lites
- 4 5.5" Flat Simulated Divided Lites
- 5 4.25" & 5.5" Flat Combo Simulated Divided Lites
- 6 1.6" Flat Simulated Divided Lites
- Removable Wood Grilles
- ◆ Fixed Grilles

FLAT PROFILE GRILLES BETWEEN GLASS

- GBGFW ... Flat White Grilles Between Glass
- GBGFA Flat Almond Grilles Between Glass
- GBGFB..... Flat Bronze Grilles Between Glass
- GBGFK..... Flat Black Grilles Between Glass

CONTOUR PROFILE GRILLES BETWEEN GLASS

- GBGCW ... Contour White Grilles Between Glass
- GBGCA Contour Almond Grilles Between Glass
- GBGCB.... Contour Bronze Grilles Between Glass
- GBGCK..... Contour Black Grilles Between Glass

Blackstone.



Mahogany
FCM109 ◆ ■ ■ ■
6'8": 3'0", 2'8"

- Oak**
FC109 ◆ ■ ■ ■
6'8": 3'0"
- Smooth**
S6000 ◆ ■ ■ ■
6'8": 3'0", 2'8"

Blackstone.



Mahogany
FCM6032 ◆ ■ ■ ■
6'8": 3'0"

- Smooth**
S6032 ◆ ■ ■ ■
6'8": 3'0", 2'8"

Blackstone.



Mahogany
FCM6052 ◆ ■ ■ ■
6'8": 3'0", 2'8"

- Smooth**
S6052 ◆ ■ ■ ■
6'8": 3'0", 2'8"

Blackstone.



Smooth
S972 ◆ ■ ■ ■
6'8": 3'0"

Blackstone.



Oak
FC129 ◆ ■ ■ ■
6'8": 3'0"

- Smooth**
S6013 ◆ ■ ■ ■
6'8": 3'0", 2'8"

Crystalline.



Mahogany
FCM45 ◆ ■ ■ ■
6'8": 3'0", 2'8"

- Oak**
FC45 ◆ ■ ■ ■
6'8": 3'0"
- Smooth**
S926 ◆ ■ ■ ■
6'8": 3'0", 2'8"

Crystalline.



Mahogany
FCM6027 ◆ ■ ■ ■
6'8": 3'0"

- Smooth**
S6027 ◆ ■ ■ ■
6'8": 3'0", 2'8"

Crystalline.



Mahogany
FCM6047 ◆ ■ ■ ■
6'8": 3'0", 2'8"

- Smooth**
S6047 ◆ ■ ■ ■
6'8": 3'0", 2'8"

Note: Product images show exterior side of door.

Fiber-Classic® & Smooth-Star® 1/2 Glass

Key

- No Stile Lines
- Flush-Glazed Glass
- Vented Sidelite
- ◆ Black Nickel
- Brushed Nickel
- ◆ Brass
- ✕ Wrought Iron
- XK.....Reeded
- XG.....Geometric
- XE.....Satin Etch
- XC.....Chord
- XJ.....Chinchilla
- XR.....Rainglass
- XN.....Granite
- ☀ Low-E
- CL.....Clear
- └ Flat Frame
- 🔥 20-Minute Fire-Rated

SIMULATED DIVIDED LITES

- Simulated Divided Lites
- 1 1.125" Flat Simulated Divided Lites
- 2 3.5" Flat Simulated Divided Lites
- 3 4.25" Flat Simulated Divided Lites
- 4 5.5" Flat Simulated Divided Lites
- 5 4.25" & 5.5" Flat Combo Simulated Divided Lites
- 6 1.6" Flat Simulated Divided Lites
- > Removable Wood Grilles
- ◆ Fixed Grilles

FLAT PROFILE GRILLES BETWEEN GLASS

- GBGFW ... Flat White Grilles Between Glass
- GBGFA.... Flat Almond Grilles Between Glass
- GBGFB.... Flat Bronze Grilles Between Glass
- GBGFK.... Flat Black Grilles Between Glass

CONTOUR PROFILE GRILLES BETWEEN GLASS

- GBGCW ... Contour White Grilles Between Glass
- GBGCA.... Contour Almond Grilles Between Glass
- GBGCB.... Contour Bronze Grilles Between Glass
- GBGCK.... Contour Black Grilles Between Glass

Crystalline.



Smooth
S38 ◆ ■ ■ ■
6'8": 3'0"

Crystalline.



Oak
FC43 ■ ■ ■ ■
6'8": 3'0"

Smooth
S930 ■ ■ ■ ■
6'8": 3'0", 2'8"

Sedona




Mahogany
FCM101 ◆ ■ ■ ■
6'8": 3'0", 2'8"

Oak
FC101 ◆ ■ ■ ■
6'8": 3'0"

Smooth
S211 ◆ ■ ■ ■
6'8": 3'0", 2'8"


Sedona



Mahogany
FCM6025 ◆ ■ ■ ■
6'8": 3'0"

Smooth
S6025 ◆ ■ ■ ■
6'8": 3'0", 2'8"

Sedona



Mahogany
FCM6045 ◆ ■ ■ ■
6'8": 3'0", 2'8"

Smooth
S6045 ◆ ■ ■ ■
6'8": 3'0", 2'8"

Sedona



Smooth
S35 ◆ ■ ■ ■
6'8": 3'0"

Salinas.



Mahogany
FCM114 ✕ ■ ■ ■
6'8": 3'0", 2'8"

Oak
FC114 ✕ ■ ■ ■
6'8": 3'0", 2'6" N

Smooth
S6006 ✕ ■ ■ ■
6'8": 3'0", 2'8"

Salinas.



Mahogany
FCM6031 ✕ ■ ■ ■
6'8": 3'0"

Smooth
S6031 ✕ ■ ■ ■
6'8": 3'0", 2'8"

Salinas.



Mahogany
FCM6051 ✕ ■ ■ ■
6'8": 3'0", 2'8"

Smooth
S6051 ✕ ■ ■ ■
6'8": 3'0", 2'8"

Salinas.



Smooth
S973 ✕ ■ ■ ■
6'8": 3'0"

Salinas.



Oak
FC130 ✕ ■ ■ ■
6'8": 3'0"

Maple Park.



Mahogany
FCM901 ◆ ■ ■ ■
6'8": 3'0", 2'8"

Oak
FC901 ◆ ■ ■ ■
6'8": 3'0"

Smooth
S6101 ◆ ■ ■ ■
6'8": 3'0", 2'8"


Maple Park.



Smooth
S6107
6'8": 3'0", 2'8"

Mahogany
FCM6107
6'8": 3'0"

Maple Park.



Smooth
S6108
6'8": 3'0", 2'8"

Mahogany
FCM6108
6'8": 3'0", 2'8"

Maple Park.



Smooth
S6106
6'8": 3'0"

Maple Park.



Smooth
S6104
6'8": 3'0", 2'8"

Oak
FC903
6'8": 3'0"

Avonlea.




Oak
FC761
6'8": 3'0"

Smooth
S964
6'8": 3'0", 2'8"

Mahogany
FCM761
6'8": 3'0", 2'8"


Avonlea.



Smooth
S968
6'8": 3'0", 2'8"

Mahogany
FCM968
6'8": 3'0"

Avonlea.



Smooth
S966
6'8": 3'0", 2'8"

Mahogany
FCM966
6'8": 3'0", 2'8"

Avonlea.



Smooth
S970
6'8": 3'0"

Saratoga.



Oak
FC906
6'8": 3'0"

Smooth
S213
6'8": 3'0", 2'8"

Mahogany
FCM906
6'8": 3'0", 2'8"

Saratoga.



Smooth
S6029
6'8": 3'0", 2'8"

Mahogany
FCM6029
6'8": 3'0"

Saratoga.



Smooth
S6049
6'8": 3'0", 2'8"

Mahogany
FCM6049
6'8": 3'0", 2'8"

Saratoga.



Smooth
S41
6'8": 3'0"

Saratoga.



Smooth
S291
6'8": 3'0", 2'8"

Texas Star



Oak
FC144
6'8": 3'0"

Mahogany
FCM144
6'8": 3'0", 2'8"

Texas Star



Mahogany
FCM6074
6'8": 3'0"

Texas Star



Mahogany
FCM6075
6'8": 3'0", 2'8"

Fiber-Classic® & Smooth-Star® 1/2 Glass

Key

- No Stile Lines
- Flush-Glazed Glass
- Vented Sidelite
- ◆ Black Nickel
- Brushed Nickel
- ◆ Brass
- ✕ Wrought Iron
- XK Reeded
- XG Geometric
- XE Satin Etch
- XC Chord
- XJ Chinchilla
- XR Rainglass
- XN Granite
- ☀ Low-E
- CL Clear
- └ Flat Frame
- 🔥 20-Minute Fire-Rated

SIMULATED DIVIDED LITES

- Simulated Divided Lites
- 1 1.125" Flat Simulated Divided Lites
- 2 3.5" Flat Simulated Divided Lites
- 3 4.25" Flat Simulated Divided Lites
- 4 5.5" Flat Simulated Divided Lites
- 5 4.25" & 5.5" Flat Combo Simulated Divided Lites
- 6 1.6" Flat Simulated Divided Lites
- > Removable Wood Grilles
- ◆ Fixed Grilles

FLAT PROFILE GRILLES BETWEEN GLASS

- GBGFW ... Flat White Grilles Between Glass
- GBGFA.... Flat Almond Grilles Between Glass
- GBGFB.... Flat Bronze Grilles Between Glass
- GBGFK.... Flat Black Grilles Between Glass

CONTOUR PROFILE GRILLES BETWEEN GLASS

- GBGCW ... Contour White Grilles Between Glass
- GBGCA.... Contour Almond Grilles Between Glass
- GBGCB.... Contour Bronze Grilles Between Glass
- GBGCK.... Contour Black Grilles Between Glass

Wellesley-




Oak
FC105 ◆
6'8": 3'0"

Smooth
S214 ◆ ■ ■ ■ ■
6'8": 3'0", 2'8"

Mahogany
FCM105 ◆
6'8": 3'0", 2'8"

Wellesley-



Smooth
S6030 ◆ ■ ■ ■ ■
6'8": 3'0", 2'8"

Mahogany
FCM6030 ◆
6'8": 3'0"


Wellesley-



Smooth
S6050 ◆ ■ ■ ■ ■
6'8": 3'0", 2'8"

Mahogany
FCM6050 ◆
6'8": 3'0", 2'8"

Wellesley-



Smooth
S42 ◆ ■ ■ ■ ■
6'8": 3'0"

Wellesley-



Smooth
S292 ■ ■ ■ ■
6'8": 3'0", 2'8"

Concorde-



Oak
FC911 ◆ ■ ■ ■ ■
6'8": 3'0"

Smooth
S426 ■ ■ ■ ■ ◆
6'8": 3'0", 2'8"

Mahogany
FCM911 ◆ ■ ■ ■ ■
6'8": 3'0", 2'8"


Concorde-



Smooth
S6026 ◆ ■ ■ ■ ■
6'8": 3'0", 2'8"

Mahogany
FCM6026 ◆ ■ ■ ■ ■
6'8": 3'0"

Concorde-



Smooth
S6046 ◆ ■ ■ ■ ■ ◆
6'8": 3'0", 2'8"

Mahogany
FCM6046 ◆ ■ ■ ■ ■
6'8": 3'0", 2'8"

Concorde-



Smooth
S37 ◆ ■ ■ ■ ■ ◆
6'8": 3'0"

Concorde-



Smooth
S430 ◆ ■ ■ ■ ■
6'8": 3'0", 2'8"

Kensington-



Oak
FC149 ◆
6'8": 3'0"

Smooth
S161 ◆ ■ ■ ■ ■
6'8": 3'0", 2'8"

Mahogany
FCM149 ◆
6'8": 3'0", 2'8"

Kensington-



Smooth
S6036 ◆ ■ ■ ■ ■
6'8": 3'0", 2'8"

Mahogany
FCM6036 ◆
6'8": 3'0"

Note: Product images show exterior side of door.

Kensington-



Mahogany
FCM6056
6'8": 3'0", 2'8"

Smooth
S6056
6'8": 3'0", 2'8"

Kensington-



Smooth
S43
6'8": 3'0"

Kensington-



Smooth
S162
6'8": 3'0", 2'8"

Pembridge-



Smooth
S6560
6'8": 3'0", 2'8"

Pembridge-




Smooth
S6565
6'8": 3'0", 2'8"

Pembridge-



Smooth
S6568
6'8": 3'0", 2'8"

Pembridge-



Smooth
S6536
6'8": 3'0"

Axis-



Smooth
S1654
6'8": 3'0", 2'8"

Axis-



Smooth
S1656
6'8": 3'0", 2'8"

Axis-



Smooth
S1658
6'8": 3'0", 2'8"

Axis-



Smooth
S1653
6'8": 3'0"

Frosted Images-



Smooth
S289E
6'8": 3'0", 2'8"

Frosted Images-



Smooth
S6023
6'8": 3'0", 2'8"

Frosted Images-



Smooth
S6043
6'8": 3'0", 2'8"

Frosted Images-



Smooth
S34
6'8": 3'0"

Frosted Images-



Smooth
S289E
6'8": 3'0", 2'8"

Fiber-Classic® & Smooth-Star® 1/2 Glass

Key

- No Stile Lines
- ▲ Flush-Glazed Glass
- Vented Sidelite
- ◆ Black Nickel
- Brushed Nickel
- ◆ Brass
- ✕ Wrought Iron
- XK.....Reeded
- XG.....Geometric
- XE.....Satin Etch
- XC.....Chord
- XJ.....Chinchilla
- XR.....Rainglass
- XN.....Granite
- ☀ Low-E
- CL.....Clear
- └ Flat Frame
- 🔥 20-Minute Fire-Rated

SIMULATED DIVIDED LITES

- 📄 Simulated Divided Lites
- 1 1.125" Flat Simulated Divided Lites
- 2 3.5" Flat Simulated Divided Lites
- 3 4.25" Flat Simulated Divided Lites
- 4 5.5" Flat Simulated Divided Lites
- 5 4.25" & 5.5" Flat Combo Simulated Divided Lites
- 6 1.6" Flat Simulated Divided Lites
- Removable Wood Grilles
- ◆ Fixed Grilles

FLAT PROFILE GRILLES BETWEEN GLASS

- GBGFW ... Flat White Grilles Between Glass
- GBGFA..... Flat Almond Grilles Between Glass
- GBGFB..... Flat Bronze Grilles Between Glass
- GBGFK..... Flat Black Grilles Between Glass

CONTOUR PROFILE GRILLES BETWEEN GLASS

- GBGCW ... Contour White Grilles Between Glass
- GBGCA..... Contour Almond Grilles Between Glass
- GBGCB..... Contour Bronze Grilles Between Glass
- GBGCK..... Contour Black Grilles Between Glass

Privacy SDL Smooth



Satin Etch
S262XE-SDL 📄
6'8": 3'0", 2'10", 2'8"
7'0": 3'0"

Rainglass
S262XR-SDL 📄
6'8": 3'0", 2'10", 2'8"
7'0": 3'0"

Privacy SDL Smooth



Satin Etch
S6022XE-SDL 📄
6'8": 3'0", 2'10", 2'8"

Rainglass
S6022XR-SDL 📄
6'8": 3'0", 2'10", 2'8"


Privacy SDL Smooth



Satin Etch
S6042XE-SDL 📄
6'8": 3'0", 2'8"

Rainglass
S6042XR-SDL 📄
6'8": 3'0", 2'8"

Privacy SDL Smooth



Satin Etch
S32XE-SDL 📄
6'8": 3'0", 2'8"

Rainglass
S32XR-SDL 📄
6'8": 3'0", 2'8"

Privacy Smooth



Rainglass
S206XR 📄
6'8": 3'0", 2'8"

Satin Etch
S206XE 📄
6'8": 2'8"

Chord
S206XC
6'8": 2'8"

Privacy Smooth



Rainglass
S6021XR 📄
6'8": 3'0", 2'8"

Satin Etch
S6021XE 📄
6'8": 3'0", 2'8"

Chord
S6021XC
6'8": 3'0", 2'8"

Privacy Smooth



Rainglass
S6041XR 📄
6'8": 3'0", 2'8"

Satin Etch
S6041XE 📄
6'8": 3'0", 2'8"

Chord
S6041XC
6'8": 3'0", 2'8"

Privacy Smooth



Rainglass
S30XR 📄
6'8": 3'0"

Satin Etch
S30XE 📄
6'8": 3'0"

Chord
S30XC
6'8": 3'0"


Privacy Smooth



Satin Etch
S289XE 📄
6'8": 3'0", 2'8"

Rainglass
S289XR
6'8": 3'0", 2'8"

Privacy Smooth



Rainglass
S104XR 📄
6'8": 3'0", 2'10", 2'8"
7'0": 3'0"

Satin Etch
S104XE 📄
6'8": 3'0", 2'10", 2'8"
7'0": 3'0"

Chord
S104XC
6'8": 3'0", 2'10", 2'8"
7'0": 3'0"

Low-E / Clear SDL



Oak
FC65-SDL 📄
6'8": 3'0", 2'10", 2'8"
FC65-SDLLE ☀ 📄
6'8": 3'0", 2'10", 2'8"

Smooth
S262-SDL 📄
6'8": 3'0", 2'10", 2'8"
7'0": 3'0"
S262-SDLLE ☀ 📄
6'8": 3'0", 2'10", 2'8"
7'0": 3'0"

Mahogany
FCM65-SDL 📄
6'8": 3'0", 2'8"
FCM65-SDLLE ☀ 📄
6'8": 3'0", 2'8"

Low-E / Clear SDL



Smooth
S6022-SDL 📄
6'8": 3'0", 2'10", 2'8"
S6022-SDLLE ☀ 📄
6'8": 3'0", 2'10", 2'8"

Mahogany
FCM6022-SDL 📄
6'8": 3'0"
FCM6022-SDLLE ☀ 📄
6'8": 3'0"

Note: Product images show exterior side of door.

Low-E / Clear SDL



Smooth
S6042-SDL 🏠
 6'8": 3'0", 2'8"
S6042-SDLLE ☀️ 🏠
 6'8": 3'0", 2'8"

Mahogany
FCM6042-SDL 🏠
 6'8": 3'0", 2'8"
FCM6042-SDLLE ☀️ 🏠
 6'8": 3'0", 2'8"

Low-E / Clear SDL



Smooth
S32-SDL 🏠
 6'8": 3'0", 2'8"
S32-SDLLE ☀️ 🏠
 6'8": 3'0", 2'8"

Flat Bar Grilles Between Glass



Smooth
S262-GBGFBLE ☀️
 6'8": 3'0", 2'8"
S262-GBGFW
 6'8": 2'8", 2'6" N
S262-GBGFWLE ☀️
 6'8": 3'0", 2'8"

Flat Bar Grilles Between Glass



Smooth
S1408-GBGFWLE ☀️
 6'8": 3'0", 2'8"

Flat Bar Grilles Between Glass



S6022-GBGFW
 6'8": 3'0", 2'8"
S6022-GBGFWLE ☀️
 6'8": 3'0", 2'8"

Smooth
S6022-GBGFBLE ☀️
 6'8": 3'0", 2'8"

Flat Bar Grilles Between Glass



Smooth
S1405-GBGFWLE ☀️
 6'8": 3'0", 2'8"

Flat Bar Grilles Between Glass



S6042-GBGFW
 6'8": 3'0", 2'8"
S6042-GBGFWLE ☀️
 6'8": 3'0", 2'8"

Smooth
S6042-GBGFBLE ☀️
 6'8": 3'0", 2'8"

Flat Bar Grilles Between Glass



Smooth
S1406-GBGFWLE ☀️
 6'8": 3'0", 2'8"

Flat Bar Grilles Between Glass



S32-GBGFW
 6'8": 3'0"
S32-GBGFWLE ☀️
 6'8": 3'0"

Smooth
S32-GBGFBLE ☀️
 6'8": 3'0"

Flat Bar Grilles Between Glass



Smooth
S1407-GBGFWLE ☀️
 6'8": 3'0"

Flat Bar Grilles Between Glass



S807-GBGFW
 6'8": 3'0", 2'8"
S807-GBGFWLE ☀️
 6'8": 3'0", 2'8"

Smooth
S807-GBGFA
 6'8": 3'0", 2'8"

Flat Bar Grilles Between Glass



Smooth
S1411-GBGFA
 6'8": 3'0", 2'8"

Fixed Grilles



Smooth
S262-FXG ◆
 6'8": 2'8", 2'6" N
S262-FXGLE ☀️ ◆
 6'8": 3'0", 2'8", 2'6" N

Fixed Grilles



Smooth
S6022-FXG ◆
 6'8": 3'0", 2'8"
S6022-FXGLE ☀️ ◆
 6'8": 3'0", 2'8"

Fixed Grilles



Smooth
S6042-FXG ◆
 6'8": 3'0", 2'8"
S6042-FXGLE ☀️ ◆
 6'8": 3'0", 2'8"

Fixed Grilles



Smooth
S32-FXG ◆
 6'8": 3'0"
S32-FXGLE ☀️ ◆
 6'8": 3'0"

Fiber-Classic[®] & Smooth-Star[®] 1/2 Glass

Key

- No Stile Lines
- ▲ Flush-Glazed Glass
- Vented Sidelite
- ◆ Black Nickel
- Brushed Nickel
- ◆ Brass
- ✕ Wrought Iron
- XK.....Reeded
- XG.....Geometric
- XE.....Satin Etch
- XC.....Chord
- XJ.....Chinchilla
- XR.....Rainglass
- XN.....Granite
- ☀ Low-E
- CL.....Clear
- └ Flat Frame
- 🔥 20-Minute Fire-Rated

SIMULATED DIVIDED LITES

- 📄 Simulated Divided Lites
- 1 1.125" Flat Simulated Divided Lites
- 2 3.5" Flat Simulated Divided Lites
- 3 4.25" Flat Simulated Divided Lites
- 4 5.5" Flat Simulated Divided Lites
- 5 4.25" & 5.5" Flat Combo Simulated Divided Lites
- 6 1.6" Flat Simulated Divided Lites
- Removable Wood Grilles
- ◆ Fixed Grilles

FLAT PROFILE GRILLES BETWEEN GLASS

- GBGFW ... Flat White Grilles Between Glass
- GBGFA..... Flat Almond Grilles Between Glass
- GBGFB..... Flat Bronze Grilles Between Glass
- GBGFK..... Flat Black Grilles Between Glass

CONTOUR PROFILE GRILLES BETWEEN GLASS


- GBGCW ... Contour White Grilles Between Glass
- GBGCA..... Contour Almond Grilles Between Glass
- GBGCB..... Contour Bronze Grilles Between Glass
- GBGCK..... Contour Black Grilles Between Glass

Fixed Grilles



Smooth
S807-FXG ◆
6'8": 3'0", 2'8"
S807-FXGLE ☀ ◆
6'8": 3'0", 2'8"

Fixed Grilles



Smooth
S115-FXG ◆
6'8": 3'0", 2'10", 2'8", 2'6"
7'0": 3'0"

Low-E / Clear Internal Blinds



Oak
FC678-RT
6'8": 3'0"
FC678-RTLE ☀
6'8": 3'0"
Smooth
S132-RT
6'8": 3'0", 2'8", 2'6" N
S132-RTLE ☀
6'8": 2'8", 2'6" N

Mahogany
FCM678-RT
6'8": 3'0", 2'8"
FCM678-RTLE ☀
6'8": 3'0", 2'8"

Low-E / Clear Internal Blinds



Smooth
S6035-RT
6'8": 3'0", 2'8"
S6035-RTLE ☀
6'8": 3'0", 2'8"

Mahogany
FCM6035-RT
6'8": 3'0"
FCM6035-RTLE ☀
6'8": 3'0"

Low-E / Clear Internal Blinds



Smooth
S6055-RT
6'8": 3'0", 2'8"
S6055-RTLE ☀
6'8": 3'0", 2'8"


Mahogany
FCM6055-RT
6'8": 3'0", 2'8"
FCM6055-RTLE ☀
6'8": 3'0", 2'8"

Low-E / Clear Internal Blinds



Smooth
S971-RT
6'8": 3'0"
S971-RTLE ☀
6'8": 3'0"

Low-E / Clear Internal Blinds



Oak
FC116-RT
6'8": 3'0", 2'8"
FC116-RTLE ☀
6'8": 3'0", 2'8"

Smooth
S131-RT
6'8": 3'0", 2'10", 2'8", 2'6"
7'0": 3'0"
S131-RTLE ☀
6'8": 3'0", 2'10", 2'8", 2'6"
7'0": 3'0"

Mahogany
FCM116-RT
6'8": 3'0", 2'8"
FCM116-RTLE ☀
6'8": 3'0", 2'8"

Clear Vented Lite



Smooth
S243
6'8": 2'8"

Clear Vented Lite




Smooth
S6034
6'8": 3'0", 2'8"

Clear Vented Lite



Smooth
S6054
6'8": 3'0", 2'8"

Clear Vented Lite



Smooth
S137
6'8": 3'0", 2'10", 2'8"
7'0": 3'0"

Low-E



Smooth
S2100-LE ▲ ☀
6'8": 3'0", 2'8", 2'6"

Low-E / Clear



Oak
FC62
6'8": 3'0"

FC62-LE ☀️
6'8": 3'0"

Smooth
S206
6'8": 3'0", 2'8", 2'6" N

S206-LE ☀️
6'8": 3'0", 2'8", 2'6" N

Mahogany
FCM62
6'8": 3'0", 2'8"

FCM62-LE ☀️
6'8": 3'0", 2'8"

Low-E / Clear



Smooth
S6021
6'8": 3'0", 2'8"

S6021-LE ☀️
6'8": 3'0", 2'8"

Mahogany
FCM6021
6'8": 3'0"

FCM6021-LE ☀️
6'8": 3'0"

Low-E / Clear



Smooth
S6041
6'8": 3'0", 2'8"

S6041-LE ☀️
6'8": 3'0", 2'8"

Mahogany
FCM6041
6'8": 3'0", 2'8"

FCM6041-LE ☀️
6'8": 3'0", 2'8"

Low-E / Clear



Smooth
S30
6'8": 3'0"

S30-LE ☀️
6'8": 3'0"

Low-E / Clear




Smooth
S289
6'8": 3'0", 2'8"

S289-LE ☀️
6'8": 3'0", 2'8"

Oak
FC48
6'8": 3'0"

FC48-LE ☀️
6'8": 3'0"

Low-E / Clear



Oak
FC670
6'8": 3'0", 2'8"

FC670-LE ☀️
6'8": 3'0", 2'8"


Mahogany
FCM670
6'8": 3'0", 2'8"

FCM670-LE ☀️
6'8": 3'0", 2'8"

Smooth
S104
6'8": 3'0", 2'10",
2'8", 2'6"
7'0": 3'0"

S104-LE ☀️
6'8": 3'0", 2'10",
2'8", 2'6"
7'0": 3'0"

Low-E / Clear



Smooth
S105
6'8": 3'0", 2'10", 2'8", 2'6"
7'0": 3'0"

S105-LE ☀️
6'8": 3'0", 2'10", 2'8", 2'6"
7'0": 3'0"



Fiber-Classic Oak Collection, Internal Blinds Glass, Door – FC678, Finish – Barley

Fiber-Classic® & Smooth-Star® Oval & Center Arch



Fiber-Classic Oak Collection, Wellesley Glass, Door – FC796,
Sidelites – FC104SL

Key

- No Stile Lines
- ◊ Flush-Glazed Glass
- Vented Sidelite
- ◆ Black Nickel
- Brushed Nickel
- ◆ Brass
- ✕ Wrought Iron
- XK.....Reeded
- XG.....Geometric
- XE.....Satin Etch
- XC.....Chord
- XJ.....Chinchilla
- XR.....Rainglass
- XN.....Granite
- ☀ Low-E
- CL.....Clear
- ▤ Flat Frame
- 🔥 20-Minute Fire-Rated

SIMULATED DIVIDED LITES

- ▤ Simulated Divided Lites
- 1 1.125" Flat Simulated Divided Lites
- 2 3.5" Flat Simulated Divided Lites
- 3 4.25" Flat Simulated Divided Lites
- 4 5.5" Flat Simulated Divided Lites
- 5 4.25" & 5.5" Flat Combo Simulated Divided Lites
- 6 1.6" Flat Simulated Divided Lites
- Removable Wood Grilles
- ◆ Fixed Grilles

FLAT PROFILE GRILLES BETWEEN GLASS

- GBGFW ... Flat White Grilles Between Glass
- GBGFA Flat Almond Grilles Between Glass
- GBGFB..... Flat Bronze Grilles Between Glass
- GBGFK..... Flat Black Grilles Between Glass

CONTOUR PROFILE GRILLES BETWEEN GLASS

- GBGCW ... Contour White Grilles Between Glass
- GBGCA Contour Almond Grilles Between Glass
- GBGCB.... Contour Bronze Grilles Between Glass
- GBGCK..... Contour Black Grilles Between Glass

Blackstone.



Oak
FC714 ◆ ■ ■ ■
6'8": 3'0"

Smooth
S771 ◆ ■ ■ ■
6'8": 3'0"

Mahogany
FCM110 ◆ ■ ■ ■
6'8": 3'0"

Blackstone.



Oak
FC164 ◆ ■ ■ ■
6'8": 3'0", 2'8"

Smooth
S6085 ◆ ■ ■ ■
6'8": 3'0"

Mahogany
FCM164 ◆ ■ ■ ■
6'8": 3'0"

Blackstone.



Smooth
S997 ◆ ■ ■ ■
6'8": 3'0", 2'8"

Oak
FC794 ◆ ■ ■ ■
6'8": 3'0", 2'8"

Blackstone.



Smooth
S6111 ◆
6'8": 3'0"

Blackstone.



Smooth
S9343 ◆ ■ ■ ■
6'8": 3'0", 2'8"

Oak
FC80943 ◆ ■ ■ ■
6'8": 3'0", 2'8"

Crystalline.



Smooth
S9341 ■ ■ ■ ■
6'8": 3'0", 2'8"

Oak
FC80941 ■ ■ ■ ■
6'8": 3'0", 2'8"

Salinas.



Oak
FC80953 ✕
6'8": 3'0", 2'8"

Maple Park.



Smooth
S9355 ◆ ■ ■ ■
6'8": 3'0", 2'8"

Oak
FC80955 ◆
6'8": 3'0", 2'8"

Avonlea.



Oak
FC785 ◆
6'8": 3'0"

Smooth
S988 ◆
6'8": 3'0"

Mahogany
FCM785 ◆
6'8": 3'0"

Avonlea.



Oak
FC788 ◆
6'8": 3'0", 2'8"

Smooth
S991 ◆
6'8": 3'0"

Mahogany
FCM788 ◆
6'8": 3'0"

Avonlea.



Smooth
S995 ◆
6'8": 3'0", 2'8"

Oak
FC792 ◆
6'8": 3'0", 2'8"

Saratoga.



Smooth
S9354 ◆ ■ ■ ■
6'8": 3'0", 2'8"

Wellesley.



Oak
FC713 ◆ ■ ■ ■
6'8": 3'0"

Smooth
S774 ◆ ■ ■ ■
6'8": 3'0"

Mahogany
FCM106 ◆ ■ ■ ■
6'8": 3'0"

Wellesley.



Oak
FC163 ◆ ■ ■ ■
6'8": 3'0", 2'8"

Smooth
S6082 ◆ ■ ■ ■
6'8": 3'0"

Mahogany
FCM163 ◆ ■ ■ ■
6'8": 3'0"

Wellesley.



Smooth
S999 ◆ ■ ■ ■
6'8": 3'0", 2'8"

Oak
FC796 ◆ ■ ■ ■
6'8": 3'0", 2'8"

Wellesley.



Smooth
S9349 ■ ■ ■
6'8": 3'0", 2'8"

Concorde.



Oak
FC916 ◆ ■ ■ ■
6'8": 3'0"

Smooth
S773 ◆ ■ ■ ■
6'8": 3'0"

Mahogany
FCM916 ◆ ■ ■ ■
6'8": 3'0"

Concorde.



Oak
FC915 ◆ ■ ■ ■
6'8": 3'0", 2'8"

Smooth
S6084 ◆ ■ ■ ■
6'8": 3'0"

Mahogany
FCM915 ◆ ■ ■ ■
6'8": 3'0"

Concorde.



Smooth
S1000 ◆ ■ ■ ■
6'8": 3'0", 2'8"

Oak
FC797 ◆ ■ ■ ■
6'8": 3'0", 2'8"

Concorde.



Smooth
S9347 ◆ ■ ■ ■
6'8": 3'0", 2'8"

Kensington.



Oak
FC709 ◆ ■ ■ ■
6'8": 3'0"

Smooth
S709 ◆ ■ ■ ■
6'8": 3'0"

Mahogany
FCM151 ◆ ■ ■ ■
6'8": 3'0"

Kensington.



Oak
FC151 ◆ ■ ■ ■
6'8": 3'0", 2'8"

Smooth
S163 ◆ ■ ■ ■
6'8": 3'0"

Mahogany
FCM789 ◆ ■ ■ ■
6'8": 3'0"

Kensington.



Smooth
S1001 ◆ ■ ■ ■
6'8": 3'0", 2'8"

Oak
FC798 ◆ ■ ■ ■
6'8": 3'0", 2'8"

Kensington.



Smooth
S9342 ◆ ■ ■ ■
6'8": 3'0", 2'8"

Frosted Images.



Smooth
S989
6'8": 3'0"

Frosted Images.



Smooth
S6081
6'8": 3'0"

Frosted Images.



Smooth
S994
6'8": 3'0", 2'8"

Frosted Images.



Smooth
S9345
6'8": 3'0", 2'8"

Privacy
Smooth



Rainglass
S9320XR
6'8": 3'0", 2'8"

Satin Etch
S9320XE
6'8": 3'0", 2'8"

Flat Bar Grilles Between
Glass



Smooth
S93203-GBGFA
6'8": 3'0", 2'8"

S93203-GBGFW
6'8": 3'0", 2'8"
S93203-GBGFWLE ☀️
6'8": 3'0", 2'8"

Flat Bar Grilles Between
Glass



Smooth
S1404-GBGFA
6'8": 3'0", 2'8"

Fixed Grilles



Smooth
S93203-FXG ◆
6'8": 3'0", 2'8"
S93203-FXGLE ☀️ ◆
6'8": 3'0", 2'8"

Low-E / Clear



Oak
FC80920
6'8": 3'0", 2'8"
FC80920-LE ☀️
6'8": 3'0", 2'8"

Smooth
S9320
6'8": 3'0", 2'8"
S9320-LE ☀️
6'8": 3'0", 2'8"



Smooth-Star, Axis Glass, Door – S1650, Sidelites - S1652SL, Finish – Granite

Key

- No Stile Lines
- ◊ Flush-Glazed Glass
- Vented Sidelite
- ◆ Black Nickel
- Brushed Nickel
- ◆ Brass
- ✕ Wrought Iron
- XK.....Reeded
- XG.....Geometric
- XE.....Satin Etch
- XC.....Chord
- XJ.....Chinchilla
- XR.....Rainglass
- XN.....Granite
- ☀ Low-E
- CL.....Clear
- └ Flat Frame
- 🔥 20-Minute Fire-Rated

SIMULATED DIVIDED LITES

- ▭ Simulated Divided Lites
- 1 1.125" Flat Simulated Divided Lites
- 2 3.5" Flat Simulated Divided Lites
- 3 4.25" Flat Simulated Divided Lites
- 4 5.5" Flat Simulated Divided Lites
- 5 4.25" & 5.5" Flat Combo Simulated Divided Lites
- 6 1.6" Flat Simulated Divided Lites
- Removable Wood Grilles
- ◆ Fixed Grilles

FLAT PROFILE GRILLES BETWEEN GLASS

- GBGFW ... Flat White Grilles Between Glass
- GBGFA Flat Almond Grilles Between Glass
- GBGFB..... Flat Bronze Grilles Between Glass
- GBGFK..... Flat Black Grilles Between Glass

CONTOUR PROFILE GRILLES BETWEEN GLASS

- GBGCW ... Contour White Grilles Between Glass
- GBGCA Contour Almond Grilles Between Glass
- GBGCB.... Contour Bronze Grilles Between Glass
- GBGCK.... Contour Black Grilles Between Glass

Sedona



Mahogany
FCM604 ◆
6'8": 3'0", 2'8"

Smooth
S604 ◆ ■ ■ ■
6'8": 3'0", 2'8"

Sedona



Smooth
S2650-FF ■ ◆
6'8": 3'0", 2'8"

Maple Park.



Mahogany
FCM609 ◆ ■ ■ ■
6'8": 3'0", 2'8"

Smooth
S609 ◆ ■ ■ ■
6'8": 3'0", 2'8"

Maple Park.



Smooth
S2630-FF ■ ◆ ■ ■ ■
6'8": 3'0", 2'8"

Saratoga.



Mahogany
FCM602 ◆
6'8": 3'0", 2'8"

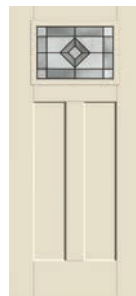
Smooth
S602 ◆ ■ ■ ■
6'8": 3'0", 2'8"

Saratoga.



Smooth
S2660-FF ■ ◆ ■ ■ ■
6'8": 3'0", 2'8"

Pembridge.



Smooth
S2640-FF ■ ◆
6'8": 3'0", 2'8"

Axis.



Mahogany
FCM1650 ◆
6'8": 3'0", 2'8"

Smooth
S1650 ◆
6'8": 3'0", 2'8"

Fiber-Classic® & Smooth-Star® Craftsman

Key

- No Stile Lines
- ▲ Flush-Glazed Glass
- Vented Sidelite
- ◆ Black Nickel
- Brushed Nickel
- ◆ Brass
- ✕ Wrought Iron
- XK.....Reeded
- XG.....Geometric
- XE.....Satin Etch
- XC.....Chord
- XJ.....Chinchilla
- XR.....Rainglass
- XN.....Granite
- ☀ Low-E
- CL.....Clear
- └ Flat Frame
- 🔥 20-Minute Fire-Rated

SIMULATED DIVIDED LITES

- 📄 Simulated Divided Lites
- 1 1.125" Flat Simulated Divided Lites
- 2 3.5" Flat Simulated Divided Lites
- 3 4.25" Flat Simulated Divided Lites
- 4 5.5" Flat Simulated Divided Lites
- 5 4.25" & 5.5" Flat Combo Simulated Divided Lites
- 6 1.6" Flat Simulated Divided Lites
- Removable Wood Grilles
- ◆ Fixed Grilles

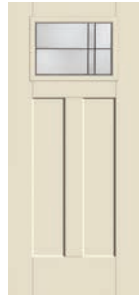
FLAT PROFILE GRILLES BETWEEN GLASS

- GBGFW ... Flat White Grilles Between Glass
- GBGFA..... Flat Almond Grilles Between Glass
- GBGFB..... Flat Bronze Grilles Between Glass
- GBGFK..... Flat Black Grilles Between Glass

CONTOUR PROFILE GRILLES BETWEEN GLASS

- GBGCW ... Contour White Grilles Between Glass
- GBGCA..... Contour Almond Grilles Between Glass
- GBGCB..... Contour Bronze Grilles Between Glass
- GBGCK..... Contour Black Grilles Between Glass

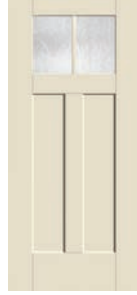
Axis.



Smooth
S2620-FF ◆

Privacy SDL

Smooth



Chord
S4812XC-SDLF1 ▲ ✕

Rainglass
S4812XR-SDLF1
▲ ✕
6'8": 3'0"

Satin Etch
S4812XE-SDLF1
▲ ✕
6'8": 3'0"

Privacy SDL

Mahogany



Rainglass
FCM605XR-SDL ▲

Satin Etch
FCM605XE-SDL 📄
6'8": 3'0", 2'8"

Privacy SDL

Smooth



Chinchilla
S605XJ-SDL 📄

Chord
S605XC-SDL 📄
6'8": 3'0", 2'10", 2'8"

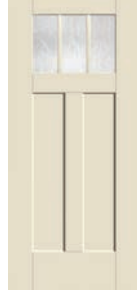
Granite
S605XN-SDL 📄
6'8": 3'0", 2'8"

Rainglass
S605XR-SDL 📄
6'8": 3'0", 2'10", 2'8"

Satin Etch
S605XE-SDL 📄
6'8": 3'0", 2'10", 2'8"

Privacy SDL

Smooth



Chord
S4813XC-SDLF1 ▲ ✕

Rainglass
S4813XR-SDLF1
▲ ✕
6'8": 3'0"

Satin Etch
S4813XE-SDLF1
▲ ✕
6'8": 3'0"

Privacy SDL

Mahogany



Rainglass
FCM606XR-SDL ▲

Satin Etch
FCM606XE-SDL 📄
6'8": 3'0", 2'8"

Privacy SDL

Smooth



Chinchilla
S606XJ-SDL 📄

Chord
S606XC-SDL 📄
6'8": 3'0", 2'10", 2'8"

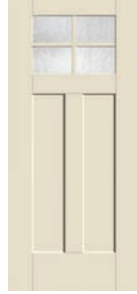
Granite
S606XN-SDL 📄
6'8": 3'0", 2'8"

Rainglass
S606XR-SDL 📄
6'8": 3'0", 2'10", 2'8"

Satin Etch
S606XE-SDL 📄
6'8": 3'0", 2'10", 2'8"

Privacy SDL

Smooth



Chord
S4814XC-SDLF1 ▲ ✕

Rainglass
S4814XR-SDLF1
▲ ✕
6'8": 3'0"

Satin Etch
S4814XE-SDLF1
▲ ✕
6'8": 3'0"

Privacy SDL

Mahogany



Rainglass
FCM607XR-SDL ▲

Satin Etch
FCM607XE-SDL 📄
6'8": 3'0", 2'8"

Privacy SDL

Smooth



Chinchilla
S607XJ-SDL 📄

Chord
S607XC-SDL 📄
6'8": 3'0", 2'10", 2'8"

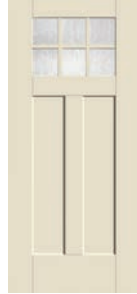
Granite
S607XN-SDL 📄
6'8": 3'0", 2'8"

Rainglass
S607XR-SDL 📄
6'8": 3'0", 2'10", 2'8"

Satin Etch
S607XE-SDL 📄
6'8": 3'0", 2'10", 2'8"

Privacy SDL

Smooth



Chord
S4816XC-SDLF1 ▲ ✕

Rainglass
S4816XR-SDLF1
▲ ✕
6'8": 3'0"

Satin Etch
S4816XE-SDLF1
▲ ✕
6'8": 3'0"

Privacy SDL

Mahogany



Rainglass
FCM608XR-SDL ▲

Satin Etch
FCM608XE-SDL 📄
6'8": 3'0", 2'8"

Privacy SDL
Smooth



Chord
S608XC-SDL
6'8": 3'0", 2'10", 2'8"

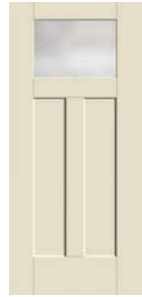
Granite
S608XN-SDL
6'8": 3'0", 2'8"

Rainglass
S608XR-SDL
6'8": 3'0", 2'10", 2'8"

Satin Etch
S608XE-SDL
6'8": 3'0", 2'10", 2'8"

Chincilla
S608XJ-SDL
6'8": 3'0", 2'10", 2'8"

Privacy
Smooth



Satin Etch
S4810XE
6'8": 3'0"

Rainglass
S4810XR
6'8": 3'0"

Privacy
Mahogany



Granite
FCM601XN
6'8": 3'0", 2'8"

Rainglass
FCM601XR
6'8": 3'0", 2'8"

Satin Etch
FCM601XE
6'8": 3'0", 2'8"

Chord
FCM601XC
6'8": 3'0", 2'8"

Privacy
Smooth



Chord
S601XC
6'8": 3'0", 2'8"

Granite
S601XN
6'8": 3'0", 2'8"

Rainglass
S601XR
6'8": 3'0", 2'8"

Satin Etch
S601XE
6'8": 3'0", 2'8"

Chincilla
S601XJ
6'8": 3'0", 2'8"

Privacy
Smooth



Chord
S2610XC-FF
6'8": 3'0", 2'8"

Granite
S2610XN-FF
6'8": 3'0", 2'8"

Rainglass
S2610XR-FF
6'8": 3'0", 2'8"

Satin Etch
S2610XE-FF
6'8": 3'0", 2'8"

Chincilla
S2610XJ-FF
6'8": 3'0", 2'8"

Low-E SDL



Smooth
S4812-SDLF1LE
6'8": 3'0", 2'8"

Mahogany
FCM4812-SDLF1LE
6'8": 3'0"

Low-E SDL



Smooth
S4813-SDLF1LE
6'8": 3'0", 2'8"

Mahogany
FCM4813-SDLF1LE
6'8": 3'0"

Low-E SDL



Smooth
S4814-SDLF1LE
6'8": 3'0", 2'8"

Mahogany
FCM4814-SDLF1LE
6'8": 3'0"

Low-E SDL



Smooth
S4816-SDLF1LE
6'8": 3'0", 2'8"

Mahogany
FCM4816-SDLF1LE
6'8": 3'0"

Low-E SDL



Smooth
S605-SDLLE
6'8": 3'0", 2'10", 2'8"

Mahogany
FCM605-SDLLE
6'8": 3'0", 2'8"

Low-E SDL



Smooth
S606-SDLLE
6'8": 3'0", 2'10", 2'8"

Mahogany
FCM606-SDLLE
6'8": 3'0", 2'8"

Low-E SDL



Smooth
S607-SDLLE
6'8": 3'0", 2'10", 2'8"

Mahogany
FCM607-SDLLE
6'8": 3'0", 2'8"

Low-E SDL



Smooth
S608-SDLLE
6'8": 3'0", 2'10", 2'8"

Mahogany
FCM608-SDLLE
6'8": 3'0", 2'8"

Low-E



Smooth
S4810-LE
6'8": 3'0", 2'8"

Mahogany
FCM4810-LE
6'8": 3'0"

Low-E



Smooth
S601-LE
6'8": 3'0", 2'8"

Mahogany
FCM601-LE
6'8": 3'0", 2'8"

Low-E



Smooth
S2610-FFLE
6'8": 3'0", 2'8"

Fiber-Classic® & Smooth-Star® Minimal Glass



Fiber-Classic Mahogany Collection, Maple Park Glass, Door – FCM736, Sidelites – FCM812SL, Finish – Autumn Harvest

Key

- No Stile Lines
- ◊ Flush-Glazed Glass
- Vented Sidelite
- ◆ Black Nickel
- Brushed Nickel
- ◆ Brass
- ✕ Wrought Iron
- XK.....Reeded
- XG.....Geometric
- XE.....Satin Etch
- XC.....Chord
- XJ.....Chinchilla
- XR.....Rainglass
- XN.....Granite
- ☀ Low-E
- CL.....Clear
- ▤ Flat Frame
- 🔥 20-Minute Fire-Rated

SIMULATED DIVIDED LITES

- ▤ Simulated Divided Lites
- 1 1.125" Flat Simulated Divided Lites
- 2 3.5" Flat Simulated Divided Lites
- 3 4.25" Flat Simulated Divided Lites
- 4 5.5" Flat Simulated Divided Lites
- 5 4.25" & 5.5" Flat Combo Simulated Divided Lites
- 6 1.6" Flat Simulated Divided Lites
- Removable Wood Grilles
- ◆ Fixed Grilles

FLAT PROFILE GRILLES BETWEEN GLASS

- GBGFW ... Flat White Grilles Between Glass
- GBGFA Flat Almond Grilles Between Glass
- GBGFB..... Flat Bronze Grilles Between Glass
- GBGFK..... Flat Black Grilles Between Glass

CONTOUR PROFILE GRILLES BETWEEN GLASS

- GBGCW ... Contour White Grilles Between Glass
- GBGCA Contour Almond Grilles Between Glass
- GBGCB.... Contour Bronze Grilles Between Glass
- GBGCK..... Contour Black Grilles Between Glass

Maple Park.



Oak
FC736 ◆
6'8": 3'0"

Smooth
S736 ◆
6'8": 3'0", 2'8"

Mahogany
FCM736 ◆
6'8": 3'0", 2'8"

Saratoga.



Oak
FC707 ◆
6'8": 3'0"

Smooth
S707 ◆
6'8": 3'0", 2'8"

Mahogany
FCM707 ◆
6'8": 3'0", 2'8"

Concorde.



Oak
FC735 ◆
6'8": 3'0"

Smooth
S735 ◆ ■ ■ ■
6'8": 3'0", 2'8"

Mahogany
FCM735 ◆
6'8": 3'0", 2'8"

Concorde.



Smooth
S454 ■ ■ ■ ◆
6'8": 3'0", 2'8"

Oak
FC917 ◆
6'8": 3'0"

Axis.



Smooth
S1645 ◆
6'8": 3'0", 2'10", 2'8", 2'6" N

Privacy Mahogany



Satin Etch
FCM61XE
6'8": 3'0", 2'8"

Privacy Oak



Satin Etch
FC61XE
6'8": 3'0", 2'10", 2'8", 2'6" N

Privacy Smooth



Chord
S296XC
6'8": 3'0", 2'10", 2'8", 2'6" N

Granite
S296XN
6'8": 3'0", 2'10", 2'8", 2'6" N

Rainglass
S296XR
6'8": 3'0", 2'10", 2'8", 2'6" N

Satin Etch
S296XE
6'8": 3'0", 2'10", 2'8", 2'6" N

Fixed Grilles



Smooth
S704-FXG ◆
6'8": 3'0", 2'8"

Fixed Grilles



Smooth
S255-FXG ◆
6'8": 3'0", 2'8"
S255-FXGLE ✨ ◆
6'8": 3'0", 2'8"

Fixed Grilles



Smooth
S236-FXG ◆
6'8": 3'0", 2'8"

Low-E / Clear



Mahogany
FCM61
6'8": 3'0", 2'8"
FCM61-LE ✨
6'8": 3'0", 2'8"

Oak
FC61
6'8": 3'0", 2'10", 2'8",
2'6" N
FC61-LE ✨
6'8": 3'0", 2'10", 2'8",
2'6" N

Smooth
S296
6'8": 3'0", 2'10", 2'8",
2'6" N
S296-LE ✨
6'8": 3'0", 2'10", 2'8",
2'6" N

Low-E / Clear



Mahogany
FCM708-LE ✨
6'8": 3'0", 2'8"

Oak
FC708-LE ✨
6'8": 3'0", 2'10", 2'8"

Smooth
S708
6'8": 3'0", 2'8"
S708-LE ✨
6'8": 3'0", 2'10", 2'8"

Low-E / Clear



Smooth
S256
6'8": 3'0", 2'8"
S256-LE ✨
6'8": 3'0", 2'8"



Fiber-Classic® & Smooth-Star® Solid Panel



Smooth-Star Door – S120; Satin Etch Glass, Sidelites – S2000XESL; Transom – 19220T

Key

- No Stile Lines
- ◊ Flush-Glazed Glass
- Vented Sidelite
- ◆ Black Nickel
- Brushed Nickel
- ◆ Brass
- ✕ Wrought Iron
- XK.....Reeded
- XG.....Geometric
- XE.....Satin Etch
- XC.....Chord
- XJ.....Chinchilla
- XR.....Rainglass
- XN.....Granite
- ☀ Low-E
- CL.....Clear
- ▤ Flat Frame
- 🔥 20-Minute Fire-Rated

SIMULATED DIVIDED LITES

- ▤ Simulated Divided Lites
- 1 1.125" Flat Simulated Divided Lites
- 2 3.5" Flat Simulated Divided Lites
- 3 4.25" Flat Simulated Divided Lites
- 4 5.5" Flat Simulated Divided Lites
- 5 4.25" & 5.5" Flat Combo Simulated Divided Lites
- 6 1.6" Flat Simulated Divided Lites
- Removable Wood Grilles
- ◆ Fixed Grilles

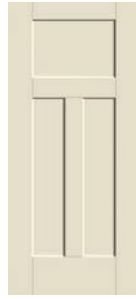
FLAT PROFILE GRILLES BETWEEN GLASS

- GBGFW ... Flat White Grilles Between Glass
- GBGFA Flat Almond Grilles Between Glass
- GBGFB..... Flat Bronze Grilles Between Glass
- GBGFK..... Flat Black Grilles Between Glass

CONTOUR PROFILE GRILLES BETWEEN GLASS

- GBGCW ... Contour White Grilles Between Glass
- GBGCA Contour Almond Grilles Between Glass
- GBGCB..... Contour Bronze Grilles Between Glass
- GBGCK..... Contour Black Grilles Between Glass

2 Panel Craftsman Shaker



Smooth
S4800
6'8": 3'0", 2'8"

2 Panel Square Top Shaker



Smooth
S120
6'8": 3'0", 2'8"

3 Panel Square Top



Oak
FC31
6'8": 3'0", 2'8"

2 Panel 3/4 Top



Smooth
S93
6'8": 3'0", 2'8"

Mahogany
FCM31
6'8": 3'0"

Oak
FC809
6'8": 3'0", 2'8"

2 Panel Plank Soft Arch



Smooth
S205
6'8": 3'0", 2'8"

Mahogany
FCM205
6'8": 3'0", 2'8"

2 Panel Soft Arch



Smooth
S200
6'8": 3'0", 2'10", 2'8", 2'6" N

2 Panel Square Top



Smooth
S220
6'8": 3'0", 2'8"

Mahogany
FCM220
6'8": 3'0"

6 Panel



Oak
FC60
6'8": 3'0", 2'10", 2'8", 2'6" N

Smooth
S210
6'8": 3'0", 2'10", 2'8", 2'6" N
7'0": 3'0"

Mahogany
FCM60
6'8": 3'0", 2'8"

8 Panel



Smooth
S11
6'8": 3'0"

3 Panel Scroll



Mahogany
FCM755
6'8": 3'0"

Oak
FC755
6'8": 3'0"

Smooth
S755
6'8": 3'0"

3 Panel



Smooth
S31
6'8": 3'0", 2'8"

4 Panel Square Top



Oak
FC808
6'8": 3'0"


Smooth
S960
6'8": 3'0", 2'8"

1 Panel Shaker



Smooth
S1100
6'8": 3'0", 2'8"

Flush Panel



Mahogany
FCM1000
6'8": 3'0", 2'8", 2'6"

Oak
1000
6'8": 3'0", 2'8", 2'6"

Smooth
S100
6'8": 3'6", 3'0", 2'10",
2'8", 2'6", 2'4", 2'0"
7'0": 3'0"

2 Panel Craftsman



Mahogany
FCM600
6'8": 3'0", 2'8"

Smooth
S600
6'8": 3'0", 2'10", 2'8"

2 Panel Square Top - 20-Minute



Smooth
SSF220 🔥
6'8": 3'0", 2'8"

1 Panel Shaker - 20-Minute



Smooth
SSF1100 🔥
6'8": 3'0"

2 Panel Square Top Shaker - 20-Minute



Smooth
SSF120 🔥
6'8": 3'0"

2 Panel Soft Arch - 20-Minute



Smooth
SSF200 🔥
6'8": 3'0", 2'8"

2 Panel Plank Soft Arch - 20-Minute



Smooth
SSF205 🔥
6'8": 3'0", 2'8"

2 Panel Craftsman Shaker - 20-Minute



Smooth
SSF4800 🔥
6'8": 3'0", 2'8"

2 Panel Craftsman - 20-Minute



Smooth
SSF600 🔥
6'8": 3'0", 2'8"

6 Panel - 20-Minute



Smooth
SSF160 🔥
6'8": 3'0", 2'8"

Fiber-Classic® & Smooth-Star® Full Glass Sidelites



Fiber-Classic Mahogany Collection, Maple Park Glass, Door – FCM902,
Sidelite – FCM812SL, Finish – Raven

Key

- No Stile Lines
- ◊ Flush-Glazed Glass
- Vented Sidelite
- ◆ Black Nickel
- Brushed Nickel
- ◆ Brass
- ✕ Wrought Iron
- XK.....Reeded
- XG.....Geometric
- XE.....Satin Etch
- XC.....Chord
- XJ.....Chinchilla
- XR.....Rainglass
- XN.....Granite
- ☀ Low-E
- CL.....Clear
- ▤ Flat Frame
- 🔥 20-Minute Fire-Rated

SIMULATED DIVIDED LITES

- ▤ Simulated Divided Lites
- 1 1.125" Flat Simulated Divided Lites
- 2 3.5" Flat Simulated Divided Lites
- 3 4.25" Flat Simulated Divided Lites
- 4 5.5" Flat Simulated Divided Lites
- 5 4.25" & 5.5" Flat Combo Simulated Divided Lites
- 6 1.6" Flat Simulated Divided Lites
- ▤ Removable Wood Grilles
- ◆ Fixed Grilles

FLAT PROFILE GRILLES BETWEEN GLASS

- GBGFW ... Flat White Grilles Between Glass
- GBGFA Flat Almond Grilles Between Glass
- GBGFB..... Flat Bronze Grilles Between Glass
- GBGFK..... Flat Black Grilles Between Glass

CONTOUR PROFILE GRILLES BETWEEN GLASS

- GBGCW ... Contour White Grilles Between Glass
- GBGCA Contour Almond Grilles Between Glass
- GBGCB.... Contour Bronze Grilles Between Glass
- GBGCK.... Contour Black Grilles Between Glass

Blackstone.



Smooth
S6002SL ◆ ■
6'8": 14", 12"

Oak
FC108SL ◆ ■
6'8": 14", 12", 10"

Blackstone.



Oak
FC808SL ◆ ■ ●
6'8": 12"

Smooth
S4570SL ◆ ■ ■
6'8": 10"

Mahogany
FCM808SL ◆ ■ ●
6'8": 14", 10"

Crystalline.



Smooth
S916SL ◆ ■
6'8": 14", 12"

Oak
FC46SL ◆
6'8": 14", 12", 10"

Crystalline.



Oak
18101SL ◆ ■ ●
6'8": 12"

Smooth
S6130SL ◆ ■ ■
6'8": 10"

Mahogany
FCM18101SL ◆ ■ ●
6'8": 14", 10"

Sedona



Smooth
S139SL ◆ ■
6'8": 14", 12"

S139SL-FF ◆ ▤
6'8": 14", 12"

Oak
FC100SL ◆
6'8": 14", 12", 10"

Sedona



Smooth
S604SL ◆ ■
6'8": 12", 10"

S604SL-FF ◆ ▤
6'8": 14", 10"

Mahogany
FCM816SL ◆ ■
6'8": 10"

Salinas.



Smooth
S6008SL ✕
6'8": 14", 12"

Oak
FC113SL ✕
6'8": 14", 12", 10"

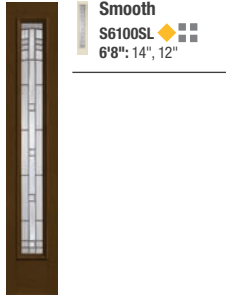
Salinas.



Smooth
S6134SL ✕ ■ ●
6'8": 14", 10"

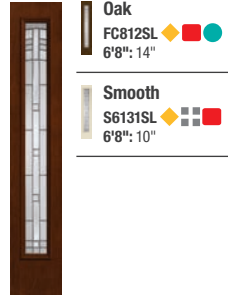
Mahogany
FCM814SL ✕ ■ ●
6'8": 14", 10"

Maple Park.




Oak
FC900SL
6'8": 14", 12", 10"

Maple Park.



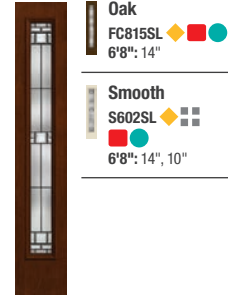
Mahogany
FCM812SL
6'8": 14", 10"

Saratoga.




Oak
FC905SL
6'8": 14", 12", 10"

Saratoga.



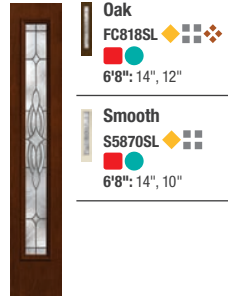
Mahogany
FCM815SL
6'8": 14", 10"

Wellesley.



Oak
FC104SL
6'8": 14", 12", 10"

Wellesley.



Mahogany
FCM818SL
6'8": 14", 10"

Riserva.



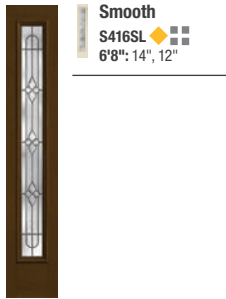
Oak
FC573SL
6'8": 14", 12", 10"

Riserva.



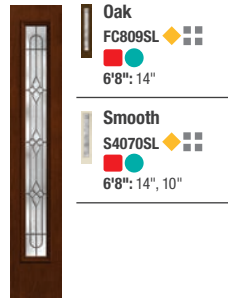
Mahogany
FCM572SL
6'8": 14", 10"

Concorde.




Oak
FC910SL
6'8": 14", 12", 10"

Concorde.



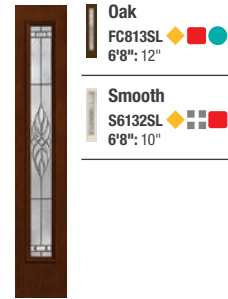
Mahogany
FCM809SL
6'8": 14", 10"

Kensington.



Oak
FC148SL
6'8": 14", 12", 10"

Kensington.



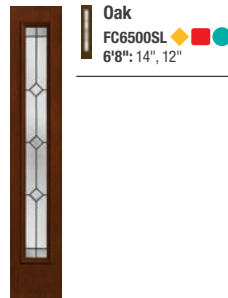
Mahogany
FCM813SL
6'8": 14", 10"

Pembridge.



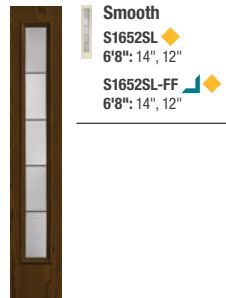
Oak
FC6550SL
6'8": 14", 12", 10"

Pembridge.



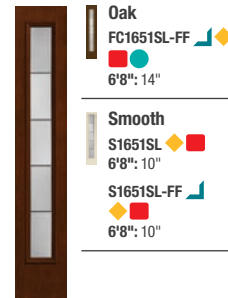
Mahogany
FCM6500SL
6'8": 14", 12", 10"

Axis.



Oak
FC1652SL
6'8": 14", 12", 10"

Axis.



Mahogany
FCM1651SL
6'8": 14", 10"

FCM1651SL-FF
6'8": 14", 12", 10"

Fiber-Classic® & Smooth-Star® Full Glass Sidelites

Key

- No Stile Lines
- Flush-Glazed Glass
- Vented Sidelite
- ◆ Black Nickel
- Brushed Nickel
- ◆ Brass
- ✕ Wrought Iron
- XK.....Reeded
- XG.....Geometric
- XE.....Satin Etch
- XC.....Chord
- XJ.....Chinchilla
- XR.....Rainglass
- XN.....Granite
- ☀ Low-E
- CL.....Clear
- └ Flat Frame
- 🔥 20-Minute Fire-Rated

SIMULATED DIVIDED LITES

- Simulated Divided Lites
- 1 1.125" Flat Simulated Divided Lites
- 2 3.5" Flat Simulated Divided Lites
- 3 4.25" Flat Simulated Divided Lites
- 4 5.5" Flat Simulated Divided Lites
- 5 4.25" & 5.5" Flat Combo Simulated Divided Lites
- 6 1.6" Flat Simulated Divided Lites
- > Removable Wood Grilles
- ◆ Fixed Grilles

FLAT PROFILE GRILLES BETWEEN GLASS

- GBGFW ... Flat White Grilles Between Glass
- GBGFA.... Flat Almond Grilles Between Glass
- GBGFB.... Flat Bronze Grilles Between Glass
- GBGFK.... Flat Black Grilles Between Glass

CONTOUR PROFILE GRILLES BETWEEN GLASS

- GBGCW ... Contour White Grilles Between Glass
- GBGCA.... Contour Almond Grilles Between Glass
- GBGCB.... Contour Bronze Grilles Between Glass
- GBGCK.... Contour Black Grilles Between Glass

Privacy SDL Smooth



Satin Etch
S2010XESL-SDLF1 ● ● ■
6'8": 14", 12", 10"

Privacy SDL Smooth



Chord
S605XCSSL-SDL ■
6'8": 14", 12"

- Rainglass**
S605XRSL-SDL ■ ●
6'8": 14", 12"
- Satin Etch**
S605XESL-SDL ■ ●
6'8": 14", 12"

Privacy SDL Smooth



Chord
S6124XCSSL-SDL ■ ● ●
6'8": 14", 12", 10"

- Rainglass**
S6124XRSL-SDL ■ ●
6'8": 14", 12", 10"
- Satin Etch**
S6124XESL-SDL ■ ●
6'8": 14", 12", 10"

Privacy Smooth



Satin Etch
S2000XESL ● ●
6'8": 14", 12", 10"

Privacy Oak



Chinchilla
FC47XJSL
6'8": 14", 12", 10"

- Chord**
FC47XCSSL
6'8": 14", 12", 10"
- Rainglass**
FC47XRSL
6'8": 14", 12", 10"
- Satin Etch**
FC47XESL
6'8": 14", 12", 10"

Privacy Smooth



Chinchilla
S100XJSL-FF └
6'8": 14", 12"

- Chord**
S100XCSSL
6'8": 14", 12"
- S100XCSSL-FF** └
6'8": 14", 12"
- Geometric**
S100XGSSL-FF └
6'8": 14", 12"

Privacy Smooth



Granite
S100XNSL
6'8": 14", 12"

S100XNSL-FF └
6'8": 14", 12"

- Rainglass**
S100XRSL
6'8": 14", 12"
- S100XRSL-FF** └
6'8": 14", 12"
- Satin Etch**
S100XESL
6'8": 14", 12"
- S100XESL-FF** └
6'8": 14", 12"

Privacy Mahogany



Chinchilla
FCM12101XJSL ■
6'8": 10"

- Chord**
FCM12101XCSSL ■
6'8": 10"
- Rainglass**
FCM12101XRSL ■
6'8": 10"
- Satin Etch**
FCM12101XESL ■ ●
6'8": 14", 10"
- FCM12101XESL-FF** ■ ● └
6'8": 10"

Privacy Oak



Chord
12101XCSSL ■ ●
6'8": 14"

- Satin Etch**
12101XESL ■ ●
6'8": 14"
- 12101XESL-FF** ■ ● └
6'8": 14", 12"

Privacy Smooth



Chinchilla
S601XJSL ■ ●
6'8": 14", 10"

S601XJSL-FF ■ ● └
6'8": 12", 10"

- Chord**
S601XCSSL ■
6'8": 10"
- S601XCSSL-FF** ■ ● └
6'8": 10"
- Geometric**
S601XGSSL-FF ■ ● └
6'8": 14", 12", 10"

Privacy Smooth



Granite
S601XNSL ■ ●
6'8": 14", 12", 10"

S601XNSL-FF ■ ● └
6'8": 10"

- Rainglass**
S601XRSL ■ ●
6'8": 14", 10"
- S601XRSL-FF** ■ ● └
6'8": 14", 12", 10"
- Satin Etch**
S601XESL ■
6'8": 10"
- S601XESL-FF** ■ ● └
6'8": 10"

Low-E SDL



Smooth
S2010SL-SDLFILE ● ☀ ■ ●
6'8": 14", 12", 10"

Note: Product images show exterior side of door.

Low-E / Clear SDL



Smooth
S605SL-SDL
6'8": 14", 12"
S605SL-SDLLE
6'8": 14", 12"

Low-E / Clear SDL



Smooth
S6124SL-SDL
6'8": 14", 12", 10"
S6124SL-SDLLE
6'8": 14", 12", 10"

Low-E / Clear SDL




Oak
FCO6186SL-SDL
6'8": 12"
FCO6186SL-SDLLE
6'8": 12"

Flat Bar Grilles Between Glass



Oak
FC18SL-GBGFWLE
6'8": 14", 12", 10"

Flat Bar Grilles Between Glass



Mahogany
FCM12102SL-GBGFWLE
6'8": 14", 10"

Fixed Grilles



Smooth
S308SL-FXG
6'8": 14", 12"
S308SL-FXGLE
6'8": 14", 12"

Fixed Grilles



Smooth
S1170SL-FXG
6'8": 14", 10"
S1170SL-FXGLE
6'8": 14", 10"

Low-E / Clear Internal Blinds



Oak
FC141SL-RTLE
6'8": 14", 12", 10"

Low-E / Clear Internal Blinds



Mahogany
FCM1286SL-RTLE
6'8": 14", 12", 10"

Low-E



Oak
2000SL-LE
6'8": 14", 12"

Low-E / Clear



Oak
FC47SL
6'8": 14", 12", 10"
FC47SL-LE
6'8": 14", 12", 10"

Low-E / Clear



Mahogany
FCM12101SL
6'8": 12", 10"
FCM12101SL-FFLE
6'8": 10"
FCM12101SL-LE
6'8": 14", 10"

Fiber-Classic® & Smooth-Star® 3/4 Glass Sidelites



Smooth-Star, Blackstone Glass, Door – S979, Sidelites – S975SL, Transom – BSRT

Key

- No Stile Lines
- ◊ Flush-Glazed Glass
- Vented Sidelite
- ◆ Black Nickel
- Brushed Nickel
- ◆ Brass
- ✕ Wrought Iron
- XK.....Reeded
- XG.....Geometric
- XE.....Satin Etch
- XC.....Chord
- XJ.....Chinchilla
- XR.....Rainglass
- XN.....Granite
- ☀ Low-E
- CL.....Clear
- ▤ Flat Frame
- 🔥 20-Minute Fire-Rated

SIMULATED DIVIDED LITES

- ▭ Simulated Divided Lites
- 1 1.125" Flat Simulated Divided Lites
- 2 3.5" Flat Simulated Divided Lites
- 3 4.25" Flat Simulated Divided Lites
- 4 5.5" Flat Simulated Divided Lites
- 5 4.25" & 5.5" Flat Combo Simulated Divided Lites
- 6 1.6" Flat Simulated Divided Lites
- Removable Wood Grilles
- ◆ Fixed Grilles

FLAT PROFILE GRILLES BETWEEN GLASS

- GBGFW ... Flat White Grilles Between Glass
- GBGFA Flat Almond Grilles Between Glass
- GBGFB..... Flat Bronze Grilles Between Glass
- GBGFK..... Flat Black Grilles Between Glass

CONTOUR PROFILE GRILLES BETWEEN GLASS

- GBGCW ... Contour White Grilles Between Glass
- GBGCA Contour Almond Grilles Between Glass
- GBGCB..... Contour Bronze Grilles Between Glass
- GBGCK..... Contour Black Grilles Between Glass

Blackstone.



Oak
FC765SL ◆
6'8": 14", 12"

Smooth
S975SL ◆ ■ ■ ■
6'8": 14", 12"

Mahogany
FCM765SL ◆
6'8": 14", 12"

Salinas.



Smooth
S6009SL ✕
6'8": 14", 12"

Maple Park.



Oak
FC902SL ◆
6'8": 14", 12"

Smooth
S6102SL ◆
6'8": 14", 12"

Mahogany
FCM902SL ◆
6'8": 14", 12"

Saratoga.



Oak
FC907SL ◆
6'8": 14", 12"

Smooth
S6092SL ◆
6'8": 14", 12"

Mahogany
FCM907SL ◆
6'8": 14", 12"

Wellesley.



Oak
FC147SL ◆ ■ ■ ■
6'8": 14", 12"

Smooth
S6091SL ◆ ■ ■ ■
6'8": 14", 12"

Mahogany
FCM147SL ◆ ■ ■ ■
6'8": 14", 12"

Concorde.



Smooth
S757SL ◆ ■ ■ ■
6'8": 14", 12"

Kensington.



Oak
FC1442SL ◆ ■ ■ ■
6'8": 14", 12"

Smooth
S1442SL ■ ■ ■
6'8": 14", 12"

Mahogany
FCM1442SL ◆ ■ ■ ■
6'8": 14", 12"

Axis.



Smooth
S1646SL ◆
6'8": 14", 12"

Privacy
Mahogany



Rainglass
FCM32XRSL
6'8": 14", 12"

Privacy
Oak



Rainglass
FC32XRSL
6'8": 14", 12"

Low-E / Clear



Mahogany
FCM32SL
6'8": 14", 12"
FCM32SL-LE
6'8": 14", 12"

- Oak**
FC32SL
6'8": 14", 12"
- FC32SL-LE** ☀️
6'8": 14", 12"

- Smooth**
S75SL
6'8": 14", 12"
- S75SL-LE** ☀️
6'8": 14", 12"



Smooth-Star, Kensington Glass, Door – S163, Sidelites – S1442SL

Fiber-Classic® & Smooth-Star® 1/2 Glass & Craftsman Sidelites



Smooth-Star, Saratoga Glass, Door – S6029, Sidelites – S291SL, Transom – 19750T

Key

- No Stile Lines
- ◊ Flush-Glazed Glass
- Vented Sidelite
- ◆ Black Nickel
- Brushed Nickel
- ◆ Brass
- ✕ Wrought Iron
- XK.....Reeded
- XG.....Geometric
- XE.....Satin Etch
- XC.....Chord
- XJ.....Chinchilla
- XR.....Rainglass
- XN.....Granite
- ☀ Low-E
- CL.....Clear
- ▤ Flat Frame
- 🔥 20-Minute Fire-Rated

SIMULATED DIVIDED LITES

- ▤ Simulated Divided Lites
- 1 1.125" Flat Simulated Divided Lites
- 2 3.5" Flat Simulated Divided Lites
- 3 4.25" Flat Simulated Divided Lites
- 4 5.5" Flat Simulated Divided Lites
- 5 4.25" & 5.5" Flat Combo Simulated Divided Lites
- 6 1.6" Flat Simulated Divided Lites
- Removable Wood Grilles
- ◆ Fixed Grilles

FLAT PROFILE GRILLES BETWEEN GLASS

- GBGFW ... Flat White Grilles Between Glass
- GBGFA Flat Almond Grilles Between Glass
- GBGFB..... Flat Bronze Grilles Between Glass
- GBGFK..... Flat Black Grilles Between Glass

CONTOUR PROFILE GRILLES BETWEEN GLASS

- GBGCW ... Contour White Grilles Between Glass
- GBGCA Contour Almond Grilles Between Glass
- GBGCB.... Contour Bronze Grilles Between Glass
- GBGCK..... Contour Black Grilles Between Glass

Blackstone.



Oak
FC109SL ◆ ■ ■ ■
6'8": 14", 12"

Smooth
S6000SL ◆ ■ ■ ■
6'8": 14", 12"

Mahogany
FCM109SL ◆ ■ ■ ■
6'8": 14", 12"

Crystalline.



Oak
FC43SL ■ ■ ■ ■
6'8": 14", 12"

Smooth
S930SL ■ ■ ■ ■
6'8": 14", 12"

Mahogany
FCM45SL ■ ■ ■ ■
6'8": 14", 12"

Salinas.



Oak
FC114SL ✕
6'8": 14", 12"

Mahogany
FCM114SL ✕
6'8": 14", 12"

Maple Park.



Oak
FC901SL ◆
6'8": 14", 12"

Smooth
S6101SL ◆ ■ ■ ■
6'8": 14", 12"

Mahogany
FCM901SL ◆
6'8": 14", 12"

Saratoga.



Smooth
S291SL ◆ ■ ■ ■
6'8": 14", 12"

Wellesley.



Smooth
S292SL ■ ■ ■ ■
6'8": 14", 12"

Concorde.



Smooth
S430SL ◆ ■ ■ ■
6'8": 14", 12"

Kensington.



Smooth
S161SL ◆ ■ ■ ■
6'8": 14", 12"

Frosted Images.



Smooth
S289ESL
6'8": 14", 12"

Privacy Smooth



Rainglass
S210XRSL
6'8": 14", 12"

Satin Etch
S210XESL
6'8": 14", 12"

Flat Bar Grilles Between Glass



Smooth
S263SL-GBGFA
6'8": 14", 12"
S263SL-GBGFW
6'8": 14", 12"

S263SL-GBGFWE ☀️
6'8": 14", 12"

Flat Bar Grilles Between Glass



Smooth
S1405SL-GBGFA
6'8": 14", 12"

Fixed Grilles



Smooth
S263SL-FXG ♦️
6'8": 14", 12"
S263SL-FXGLE ♦️ ☀️
6'8": 14", 12"

Low-E / Clear



Mahogany
FCM62SL
6'8": 14", 12"
FCM62SL-LE ☀️
6'8": 14", 12"

Oak
FC48SL
6'8": 14", 12"
FC48SL-LE ☀️
6'8": 14", 12"

Smooth
S210SL
6'8": 14", 12"
S210SL-LE ☀️
6'8": 14", 12"

Low-E SDL



Smooth
S4812SL-SDLF1LE 🔥 ☀️ 🏠
6'8": 14", 12"

Low-E



Smooth
S4810SL-LE 🔥 ☀️
6'8": 14", 12"



Smooth-Star, Low-E Glass with SDLs, Door – S4814, Sidelites – S4812SL, Clear

Pulse[®]
Mahogany, Oak and Smooth Fiberglass



Pulse Ari, Axis Glass with Flat Lite Frame, Door – S2AX, Finish – Onyx

Key

- No Stile Lines
- ◊ Flush-Glazed Glass
- Vented Sidelite
- ◆ Black Nickel
- Brushed Nickel
- ◆ Brass
- ✕ Wrought Iron
- XK.....Reeded
- XG.....Geometric
- XE.....Satin Etch
- XC.....Chord
- XJ.....Chinchilla
- XR.....Rainglass
- XN.....Granite
- ☀ Low-E
- CL.....Clear
- └┘ Flat Frame
- 🔥 20-Minute Fire-Rated

SIMULATED DIVIDED LITES

- ▮ Simulated Divided Lites
- 1 1.125" Flat Simulated Divided Lites
- 2 3.5" Flat Simulated Divided Lites
- 3 4.25" Flat Simulated Divided Lites
- 4 5.5" Flat Simulated Divided Lites
- 5 4.25" & 5.5" Flat Combo Simulated Divided Lites
- 6 1.6" Flat Simulated Divided Lites
- Removable Wood Grilles
- ◆ Fixed Grilles

FLAT PROFILE GRILLES BETWEEN GLASS

- GBGFW ... Flat White Grilles Between Glass
- GBGFA Flat Almond Grilles Between Glass
- GBGFB..... Flat Bronze Grilles Between Glass
- GBGFK..... Flat Black Grilles Between Glass

CONTOUR PROFILE GRILLES BETWEEN GLASS

- GBGCW ... Contour White Grilles Between Glass
- GBGCA Contour Almond Grilles Between Glass
- GBGCB..... Contour Bronze Grilles Between Glass
- GBGCK..... Contour Black Grilles Between Glass

Sedona

	Oak FC2SN ◆ 6'8": 3'0", 2'8"
	Smooth S2SN ◆ ■ 6'8": 3'6", 3'0", 2'10", 2'8"
	S2SN-FF └┘ ◆ 6'8": 3'6", 3'0", 2'10", 2'8"

Mahogany
FCM2SN ◆
6'8": 3'0", 2'8"

Saratoga

	Oak FC2SG ◆ 6'8": 3'0", 2'8"
	FC2SG-FF └┘ ◆ 6'8": 3'0", 2'8"
	Smooth S2SG ◆ ■ 6'8": 3'6", 3'0", 2'10", 2'8"
S2SG-FF └┘ ◆ ■ 6'8": 3'6", 3'0", 2'10", 2'8"	

Mahogany
FCM2SG ◆
6'8": 3'0", 2'8"

FCM2SG-FF └┘ ◆
6'8": 3'0", 2'8"

Pembridge



Smooth
S2PB-FF └┘ ◆
6'8": 3'6", 3'0", 2'10", 2'8"

Axis

	Oak FC2AX ◆ 6'8": 3'0", 2'8"
	FC2AX-FF └┘ ◆ 6'8": 3'0", 2'8"
	Smooth S2AX ◆ 6'8": 3'6", 3'0", 2'10", 2'8"
S2AX-FF └┘ ◆ 6'8": 3'6", 3'0", 2'10", 2'8"	

Mahogany
FCM2AX ◆
6'8": 3'0", 2'8"

FCM2AX-FF └┘ ◆
6'8": 3'0", 2'8"

Privacy Mahogany

	Chord FCM2XC ■ 6'8": 3'0", 2'8"
	Granite FCM2XN ■ 6'8": 3'0", 2'8"
	FCM2XN-FF └┘ ■ 6'8": 3'0", 2'8"
Rainglass FCM2XR ■ 6'8": 3'0", 2'8"	
FCM2XR-FF └┘ ■ 6'8": 3'0", 2'8"	

Chinchilla
FCM2XJ-FF └┘ ■
6'8": 3'0", 2'8"

Privacy Oak

	Chord FC2XC ■ 6'8": 3'0", 2'8"
	Granite FC2XN ■ 6'8": 3'0", 2'8"
	FC2XN-FF └┘ ■ 6'8": 3'0", 2'8"
Rainglass FC2XR ■ 6'8": 3'0", 2'8"	
FC2XR-FF └┘ ■ 6'8": 3'0", 2'8"	

Chinchilla
FC2XJ-FF └┘ ■
6'8": 3'0", 2'8"

Privacy Smooth

	Chord S2XC ■ 6'8": 3'6", 3'0", 2'10", 2'8"
	S2XC-FF └┘ ■ 6'8": 3'6", 3'0", 2'10", 2'8"
	Geometric S2XG-FF └┘ ■ 6'8": 3'6", 3'0", 2'10", 2'8"
Granite S2XN ■ 6'8": 3'6", 3'0", 2'10", 2'8"	
S2XN-FF └┘ ■ 6'8": 3'6", 3'0", 2'10", 2'8"	

Chinchilla
S2XJ ■
6'8": 3'6", 3'0", 2'10", 2'8"


S2XJ-FF └┘ ■
6'8": 3'6", 3'0", 2'10", 2'8"



Privacy Smooth



	Reeded S2XK-FF └┘ ■ 6'8": 3'6", 3'0", 2'10", 2'8"
	Satin Etch S2XE ■ 6'8": 3'6", 3'0", 2'10", 2'8"
	S2XE-FF └┘ ■ 6'8": 3'6", 3'0", 2'10", 2'8"
Rainglass S2XR ■ 6'8": 3'6", 3'0", 2'10", 2'8"	
S2XR-FF └┘ ■ 6'8": 3'6", 3'0", 2'10", 2'8"	



Style Options in **bold** are stocked items
Note: Product images show exterior side of door.

Low-E





Oak
FC2CL-FFLE 
6'8": 3'0", 2'8"
FC2CL-LE 
6'8": 3'0", 2'8"


Smooth
S2CL-FFLE 
6'8": 3'6", 3'0", 2'10", 2'8"
S2CL-LE 
6'8": 3'6", 3'0", 2'10", 2'8"


Mahogany
FCM2CL-FFLE 
6'8": 3'0", 2'8"
FCM2CL-LE 
6'8": 3'0", 2'8"

Blackstone.





Oak
FC1LBS 
6'8": 3'0", 2'8", 2'6"


Smooth
S1LBS 
6'8": 3'6", 3'0", 2'10", 2'8", 2'6"


Mahogany
FCM1LBS 
6'8": 3'0", 2'8"

Blackstone.





Oak
FC1BS 
6'8": 3'0", 2'8", 2'6"


Smooth
S1BS 
6'8": 3'6", 3'0", 2'10", 2'8", 2'6"


Mahogany
FCM1BS 
6'8": 3'0", 2'8"

Blackstone.





Oak
FC1RBS 
6'8": 3'0", 2'8", 2'6"


Smooth
S1RBS 
6'8": 3'6", 3'0", 2'10", 2'8", 2'6"


Mahogany
FCM1RBS 
6'8": 3'0", 2'8"

Crystalline.



Oak
FC1LBL 
6'8": 3'0", 2'8", 2'6"

Smooth
S1LBL 
6'8": 3'6", 3'0", 2'10", 2'8", 2'6"

Mahogany
FCM1LBL 
6'8": 3'0", 2'8"

Crystalline.




Oak
FC1BL 
6'8": 3'0", 2'8", 2'6"


Smooth
S1BL 
6'8": 3'6", 3'0", 2'10", 2'8", 2'6"


Mahogany
FCM1BL 
6'8": 3'0", 2'8"

Crystalline.





Oak
FC1RBL 
6'8": 3'0", 2'8", 2'6"



Smooth
S1RBL 
6'8": 3'6", 3'0", 2'10", 2'8", 2'6"


Mahogany
FCM1RBL 
6'8": 3'0", 2'8"

Sedona





Oak
FC1LSN 
6'8": 3'0", 2'8", 2'6"



Smooth
S1LSN 
6'8": 3'6", 3'0", 2'10", 2'8", 2'6"
S1LSN-FF 
6'8": 3'6", 3'0", 2'10", 2'8", 2'6"


Mahogany
FCM1LSN 
6'8": 3'0", 2'8"

Sedona





Oak
FC1SN 
6'8": 3'0", 2'8", 2'6"



Smooth
S1SN 
6'8": 3'6", 3'0", 2'10", 2'8", 2'6"
S1SN-FF 
6'8": 3'6", 3'0", 2'10", 2'8", 2'6"


Mahogany
FCM1SN 
6'8": 3'0", 2'8"

Sedona




Oak
FC1RSN 
6'8": 3'0", 2'8", 2'6"

Smooth
S1RSN 
6'8": 3'6", 3'0", 2'10", 2'8", 2'6"
S1RSN-FF 
6'8": 3'6", 3'0", 2'10", 2'8", 2'6"

Mahogany
FCM1RSN 
6'8": 3'0", 2'8"

Salinas.




Oak
FC1LSA 
6'8": 3'0", 2'8", 2'6"

Smooth
S1LSA 
6'8": 3'6", 3'0", 2'10", 2'8", 2'6"

Mahogany
FCM1LSA 
6'8": 3'0", 2'8"

Salinas.





Oak
FC1RSA 
6'8": 3'0", 2'8", 2'6"


Smooth
S1RSA 
6'8": 3'6", 3'0", 2'10", 2'8", 2'6"


Mahogany
FCM1RSA 
6'8": 3'0", 2'8"

Salinas.





Oak
FC1RSA 
6'8": 3'0", 2'8", 2'6"


Smooth
S1RSA 
6'8": 3'6", 3'0", 2'10", 2'8", 2'6"


Mahogany
FCM1RSA 
6'8": 3'0", 2'8"

Saratoga.





Oak
FC1LSG 
6'8": 3'0", 2'8", 2'6"


Smooth
S1LSG 
6'8": 3'6", 3'0", 2'10", 2'8", 2'6"


Mahogany
FCM1LSG 
6'8": 3'0", 2'8"

Saratoga.





Oak
FC1SG 
6'8": 3'0", 2'8", 2'6"


Smooth
S1SG 
6'8": 3'6", 3'0", 2'10", 2'8", 2'6"


Mahogany
FCM1SG 
6'8": 3'0", 2'8"

Saratoga.



Oak
FC1RSG 
6'8": 3'0", 2'8", 2'6"

Smooth
S1RSG 
6'8": 3'6", 3'0", 2'10", 2'8", 2'6"

Mahogany
FCM1RSG 
6'8": 3'0", 2'8"

Pulse. Mahogany, Oak and Smooth Fiberglass

Key

- No Stile Lines
- Flush-Glazed Glass
- Vented Sidelite
- ◆ Black Nickel
- Brushed Nickel
- ◆ Brass
- ✕ Wrought Iron
- XK.....Reeded
- XG.....Geometric
- XE.....Satin Etch
- XC.....Chord
- XJ.....Chinchilla
- XR.....Rainglass
- XN.....Granite
- ☀ Low-E
- CL.....Clear
- ▴ Flat Frame
- 🔥 20-Minute Fire-Rated

SIMULATED DIVIDED LITES

- Simulated Divided Lites
- 1 1.125" Flat Simulated Divided Lites
- 2 3.5" Flat Simulated Divided Lites
- 3 4.25" Flat Simulated Divided Lites
- 4 5.5" Flat Simulated Divided Lites
- 5 4.25" & 5.5" Flat Combo Simulated Divided Lites
- 6 1.6" Flat Simulated Divided Lites
- > Removable Wood Grilles
- ◆ Fixed Grilles

FLAT PROFILE GRILLES BETWEEN GLASS

- GBGFW ... Flat White Grilles Between Glass
- GBGFA..... Flat Almond Grilles Between Glass
- GBGFB..... Flat Bronze Grilles Between Glass
- GBGFK..... Flat Black Grilles Between Glass

CONTOUR PROFILE GRILLES BETWEEN GLASS

- GBGCW ... Contour White Grilles Between Glass
- GBGCA.... Contour Almond Grilles Between Glass
- GBGCB.... Contour Bronze Grilles Between Glass
- GBGCK.... Contour Black Grilles Between Glass

Riserva.



Mahogany
FCM1LRS ✕
6'8": 3'0", 2'8"

Oak
FC1LRS ✕
6'8": 3'0", 2'8", 2'6"

Riserva.



Mahogany
FCM1RS ✕
6'8": 3'0", 2'8"

Oak
FC1RS ✕
6'8": 3'0", 2'8", 2'6"


Riserva.



Mahogany
FCM1RRS ✕
6'8": 3'0", 2'8"

Oak
FC1RRS ✕
6'8": 3'0", 2'8", 2'6"

Pembridge.



Mahogany
FCM1LPB ◆
6'8": 3'0", 2'8"

Oak
FC1LPB ◆
6'8": 3'0", 2'8", 2'6"


Pembridge.



Mahogany
FCM1PB ◆
6'8": 3'0", 2'8"

Oak
FC1PB ◆
6'8": 3'0", 2'8", 2'6"

Pembridge.



Mahogany
FCM1RPB ◆
6'8": 3'0", 2'8"

Oak
FC1RPB ◆
6'8": 3'0", 2'8", 2'6"

Axis.



Mahogany
FCM1LAX ◆
6'8": 3'0", 2'8"
FCM1LAX-FF ◆
6'8": 3'0", 2'8"

Oak
FC1LAX ◆
6'8": 3'0", 2'8", 2'6"
FC1LAX-FF ◆
6'8": 3'0", 2'8", 2'6"
Smooth
S1LAX ◆
6'8": 3'6", 3'0", 2'10", 2'8", 2'6"
S1LAX-FF ◆
6'8": 3'6", 3'0", 2'10", 2'8", 2'6"

Axis.



Mahogany
FCM1AX ◆
6'8": 3'0", 2'8"
FCM1AX-FF ◆
6'8": 3'0", 2'8"

Oak
FC1AX ◆
6'8": 3'0", 2'8", 2'6"
FC1AX-FF ◆
6'8": 3'0", 2'8", 2'6"
Smooth
S1AX ◆
6'8": 3'6", 3'0", 2'10", 2'8", 2'6"
S1AX-FF ◆
6'8": 3'6", 3'0", 2'10", 2'8", 2'6"

Axis.



Mahogany
FCM1RAX ◆
6'8": 3'0", 2'8"
FCM1RAX-FF ◆
6'8": 3'0", 2'8"

Oak
FC1RAX ◆
6'8": 3'0", 2'8", 2'6"
FC1RAX-FF ◆
6'8": 3'0", 2'8", 2'6"
Smooth
S1RAX ◆
6'8": 3'6", 3'0", 2'10", 2'8", 2'6"
S1RAX-FF ◆
6'8": 3'6", 3'0", 2'10", 2'8", 2'6"

Privacy



Chinchilla
FCM1LXJ
6'8": 3'0", 2'8"

Chord
FCM1LXC
6'8": 3'0", 2'8"
Rainglass
FCM1LXR
6'8": 3'0", 2'8"
Satin Etch
FCM1LXE
6'8": 3'0", 2'8"
FCM1LXE-FF
6'8": 3'0", 2'8"

Privacy



Chinchilla
FC1LXJ
6'8": 3'0", 2'8", 2'6"

Chord
FC1LXC
6'8": 3'0", 2'8", 2'6"
Rainglass
FC1LXR
6'8": 3'0", 2'8", 2'6"
Satin Etch
FC1LXE
6'8": 3'0", 2'8", 2'6"
FC1LXE-FF
6'8": 3'0", 2'8", 2'6"

Privacy



Chinchilla
S1LXJ
6'8": 3'6", 3'0", 2'10", 2'8", 2'6"
S1LXJ-FF
6'8": 3'6", 3'0", 2'10", 2'8", 2'6"

Chord
S1LXC
6'8": 3'6", 3'0", 2'10", 2'8", 2'6"
S1LXC-FF
6'8": 3'6", 3'0", 2'10", 2'8", 2'6"
Geometric
S1LXG-FF
6'8": 3'6", 3'0", 2'10", 2'8", 2'6"

Privacy Smooth



- Rainglass S1LXR**
6'8": 3'6", 3'0", 2'10", 2'8", 2'6"
- S1LXR-FF**
6'8": 3'6", 3'0", 2'10", 2'8", 2'6"
- Satin Etch S1LXE**
6'8": 3'6", 3'0", 2'10", 2'8", 2'6"
- S1LXE-FF**
6'8": 3'6", 3'0", 2'10", 2'8", 2'6"

Granite

- S1LXN**
6'8": 3'6", 3'0", 2'10", 2'8", 2'6"
- S1LXN-FF**
6'8": 3'6", 3'0", 2'10", 2'8", 2'6"

Privacy Mahogany



- Chord FCM1XC**
6'8": 3'0", 2'8"
- Rainglass FCM1XR**
6'8": 3'0", 2'8"
- Satin Etch FCM1XE**
6'8": 3'0", 2'8"
- FCM1XE-FF**
6'8": 3'0", 2'8"

Chincilla

- FCM1XJ**
6'8": 3'0", 2'8"

Privacy Oak




- Chord FC1XC**
6'8": 3'0", 2'8", 2'6"
- Rainglass FC1XR**
6'8": 3'0", 2'8", 2'6"
- Satin Etch FC1XE**
6'8": 3'0", 2'8", 2'6"
- FC1XE-FF**
6'8": 3'0", 2'8", 2'6"

Chincilla

- FC1XJ**
6'8": 3'0", 2'8", 2'6"

Privacy Smooth



- Chord S1XC**
6'8": 3'6", 3'0", 2'10", 2'8", 2'6"
- S1XC-FF**
6'8": 3'6", 3'0", 2'10", 2'8", 2'6"
- Geometric S1XG-FF**
6'8": 3'6", 3'0", 2'10", 2'8", 2'6"

Chincilla

- S1XJ**
6'8": 3'6", 3'0", 2'10", 2'8", 2'6"
- S1XJ-FF**
6'8": 3'6", 3'0", 2'10", 2'8", 2'6"

Privacy Smooth



- Rainglass S1XR**
6'8": 3'6", 3'0", 2'10", 2'8", 2'6"
- S1XR-FF**
6'8": 3'6", 3'0", 2'10", 2'8", 2'6"
- Satin Etch S1XE**
6'8": 3'6", 3'0", 2'10", 2'8", 2'6"
- S1XE-FF**
6'8": 3'6", 3'0", 2'10", 2'8", 2'6"

Granite

- S1RXN**
6'8": 3'6", 3'0", 2'10", 2'8", 2'6"
- S1RXN-FF**
6'8": 3'6", 3'0", 2'10", 2'8", 2'6"

Privacy Mahogany



- Chord FCM1RXC**
6'8": 3'0", 2'8"
- Rainglass FCM1RXX**
6'8": 3'0", 2'8"
- Satin Etch FCM1RXE**
6'8": 3'0", 2'8"
- FCM1RXE-FF**
6'8": 3'0", 2'8"

Chincilla

- FCM1RXJ**
6'8": 3'0", 2'8"

Privacy Oak



- Chord FC1RXC**
6'8": 3'0", 2'8", 2'6"
- Rainglass FC1RXX**
6'8": 3'0", 2'8", 2'6"
- Satin Etch FC1RXE**
6'8": 3'0", 2'8", 2'6"
- FC1RXE-FF**
6'8": 3'0", 2'8", 2'6"

Chincilla

- FC1RXJ**
6'8": 3'0", 2'8", 2'6"

Privacy Smooth



- Chord S1RXC**
6'8": 3'6", 3'0", 2'10", 2'8", 2'6"
- S1RXC-FF**
6'8": 3'6", 3'0", 2'10", 2'8", 2'6"
- Geometric S1RXG-FF**
6'8": 3'6", 3'0", 2'10", 2'8", 2'6"

Chincilla

- S1RXJ**
6'8": 3'6", 3'0", 2'10", 2'8", 2'6"
- S1RXJ-FF**
6'8": 3'6", 3'0", 2'10", 2'8", 2'6"

Privacy Smooth



- Rainglass S1RXR**
6'8": 3'6", 3'0", 2'10", 2'8", 2'6"
- S1RXR-FF**
6'8": 3'6", 3'0", 2'10", 2'8", 2'6"
- Satin Etch S1RXE**
6'8": 3'6", 3'0", 2'10", 2'8", 2'6"
- S1RXE-FF**
6'8": 3'6", 3'0", 2'10", 2'8", 2'6"

Granite

- S1RXN**
6'8": 3'6", 3'0", 2'10", 2'8", 2'6"
- S1RXN-FF**
6'8": 3'6", 3'0", 2'10", 2'8", 2'6"

Low-E / Clear



- Oak FC1LCL**
6'8": 3'0", 2'8", 2'6"
- FC1LCL-FFLE**
6'8": 3'0", 2'8", 2'6"
- FC1LCL-LE**
6'8": 3'0", 2'8", 2'6"
- Smooth S1LCL**
6'8": 3'6", 3'0", 2'10", 2'8", 2'6"
- S1LCL-FFLE**
6'8": 3'6", 3'0", 2'10", 2'8", 2'6"
- S1LCL-LE**
6'8": 3'6", 3'0", 2'10", 2'8", 2'6"

Mahogany

- FCM1LCL**
6'8": 3'0", 2'8"
- FCM1LCL-FFLE**
6'8": 3'0", 2'8"
- FCM1LCL-LE**
6'8": 3'0", 2'8"

Low-E / Clear



- Oak FC1CL**
6'8": 3'0", 2'8", 2'6"
- FC1CL-FFLE**
6'8": 3'0", 2'8", 2'6"
- FC1CL-LE**
6'8": 3'0", 2'8", 2'6"
- Smooth S1CL**
6'8": 3'6", 3'0", 2'10", 2'8", 2'6"
- S1CL-FFLE**
6'8": 3'6", 3'0", 2'10", 2'8", 2'6"
- S1CL-LE**
6'8": 3'6", 3'0", 2'10", 2'8", 2'6"

Mahogany

- FCM1CL**
6'8": 3'0", 2'8"
- FCM1CL-FFLE**
6'8": 3'0", 2'8"
- FCM1CL-LE**
6'8": 3'0", 2'8"

Low-E / Clear




- Oak FC1RCL**
6'8": 3'0", 2'8", 2'6"
- FC1RCL-FFLE**
6'8": 3'0", 2'8", 2'6"
- FC1RCL-LE**
6'8": 3'0", 2'8", 2'6"
- Smooth S1RCL**
6'8": 3'6", 3'0", 2'10", 2'8", 2'6"
- S1RCL-FFLE**
6'8": 3'6", 3'0", 2'10", 2'8", 2'6"
- S1RCL-LE**
6'8": 3'6", 3'0", 2'10", 2'8", 2'6"

Mahogany

- FCM1RCL**
6'8": 3'0", 2'8"
- FCM1RCL-FFLE**
6'8": 3'0", 2'8"
- FCM1RCL-LE**
6'8": 3'0", 2'8"

Axis.




- Smooth S4LAX**
6'8": 3'6", 3'0", 2'10", 2'8", 2'6"
- S4LAX-FF**
6'8": 3'6", 3'0", 2'10", 2'8", 2'6"

Axis.




- Smooth S4AX**
6'8": 3'6", 3'0", 2'10", 2'8", 2'6"
- S4AX-FF**
6'8": 3'6", 3'0", 2'10", 2'8", 2'6"

Axis.



- Smooth S4RAX**
6'8": 3'6", 3'0", 2'10", 2'8", 2'6"
- S4RAX-FF**
6'8": 3'6", 3'0", 2'10", 2'8", 2'6"

Axis.



- Smooth S5LAX**
6'8": 3'6", 3'0", 2'10", 2'8", 2'6"
- S5LAX-FF**
6'8": 3'6", 3'0", 2'10", 2'8", 2'6"

Pulse[®] Mahogany, Oak and Smooth Fiberglass

Key

- No Stile Lines
- Flush-Glazed Glass
- Vented Sidelite
- ◆ Black Nickel
- Brushed Nickel
- ◆ Brass
- ✕ Wrought Iron
- XK.....Reeded
- XG.....Geometric
- XE.....Satin Etch
- XC.....Chord
- XJ.....Chinchilla
- XR.....Rainglass
- XN.....Granite
- ☀ Low-E
- CL.....Clear
- └ Flat Frame
- 🔥 20-Minute Fire-Rated

SIMULATED DIVIDED LITES

- Simulated Divided Lites
- 1 1.125" Flat Simulated Divided Lites
- 2 3.5" Flat Simulated Divided Lites
- 3 4.25" Flat Simulated Divided Lites
- 4 5.5" Flat Simulated Divided Lites
- 5 4.25" & 5.5" Flat Combo Simulated Divided Lites
- 6 1.6" Flat Simulated Divided Lites
- > Removable Wood Grilles
- ◆ Fixed Grilles


FLAT PROFILE GRILLES BETWEEN GLASS

- GBGFW ... Flat White Grilles Between Glass
- GBGFA..... Flat Almond Grilles Between Glass
- GBGFB..... Flat Bronze Grilles Between Glass
- GBGFK..... Flat Black Grilles Between Glass

CONTOUR PROFILE GRILLES BETWEEN GLASS


- GBGCW ... Contour White Grilles Between Glass
- GBGCA.... Contour Almond Grilles Between Glass
- GBGCB.... Contour Bronze Grilles Between Glass
- GBGCK.... Contour Black Grilles Between Glass

Axis.




Smooth
S5AX ◆
6'8": 3'6", 3'0", 2'10", 2'8", 2'6"
S5AX-FF └ ◆
6'8": 3'6", 3'0", 2'10", 2'8", 2'6"

Axis.




Smooth
S8RAX ◆
6'8": 3'6", 3'0", 2'10", 2'8", 2'6"
S8RAX-FF └ ◆
6'8": 3'6", 3'0", 2'10", 2'8", 2'6"

Axis.




Smooth
S8LAX ◆
6'8": 3'6", 3'0", 2'10", 2'8", 2'6"
S8LAX-FF └ ◆
6'8": 3'6", 3'0", 2'10", 2'8", 2'6"

Axis.



Smooth
S9AX ◆
6'8": 3'6", 3'0", 2'10", 2'8", 2'6"
S9AX-FF └ ◆
6'8": 3'6", 3'0", 2'10", 2'8", 2'6"

Axis.




Smooth
S8RAX ◆
6'8": 3'6", 3'0", 2'10", 2'8", 2'6"
S8RAX-FF └ ◆
6'8": 3'6", 3'0", 2'10", 2'8", 2'6"

Axis.



Smooth
S9LAX ◆
6'8": 3'6", 3'0", 2'10", 2'8", 2'6"
S9LAX-FF └ ◆
6'8": 3'6", 3'0", 2'10", 2'8", 2'6"

Axis.



Smooth
S9AX ◆
6'8": 3'6", 3'0", 2'10", 2'8", 2'6"
S9AX-FF └ ◆
6'8": 3'6", 3'0", 2'10", 2'8", 2'6"


Axis.



Smooth
S9RAX ◆
6'8": 3'6", 3'0", 2'10", 2'8", 2'6"
S9RAX-FF └ ◆
6'8": 3'6", 3'0", 2'10", 2'8", 2'6"

Privacy

Smooth




Chord
S4LXC
6'8": 3'6", 3'0", 2'10", 2'8", 2'6"
S4LXC-FF └ ◆
6'8": 3'6", 3'0", 2'10", 2'8", 2'6"
Geometric
S4LXC-FF └ ◆
6'8": 3'6", 3'0", 2'10", 2'8", 2'6"

Chinchilla

S4LXJ
6'8": 3'6", 3'0", 2'10", 2'8", 2'6"
S4LXJ-FF └ ◆
6'8": 3'6", 3'0", 2'10", 2'8", 2'6"

Privacy

Smooth




Granite
S4LXN
6'8": 3'6", 3'0", 2'10", 2'8", 2'6"
S4LXN-FF └ ◆
6'8": 3'6", 3'0", 2'10", 2'8", 2'6"

Rainglass
S4LXR
6'8": 3'6", 3'0", 2'10", 2'8", 2'6"
S4LXR-FF └ ◆
6'8": 3'6", 3'0", 2'10", 2'8", 2'6"

Satin Etch
S4LXE
6'8": 3'6", 3'0", 2'10", 2'8", 2'6"
S4LXE-FF └ ◆
6'8": 3'6", 3'0", 2'10", 2'8", 2'6"

Privacy

Mahogany



Satin Etch
FCM4LXE
6'8": 3'0", 2'8"
FCM4LXE-FF └ ◆
6'8": 3'0", 2'8"

Privacy


Oak



Satin Etch
FC4LXE
6'8": 3'0", 2'8", 2'6"
FC4LXE-FF └ ◆
6'8": 3'0", 2'8", 2'6"

Note: Product images show exterior side of door.

Privacy Mahogany



Satin Etch
FCM4XE
6'8": 3'0", 2'8"
FCM4XE-FF
6'8": 3'0", 2'8"

Privacy Oak



Satin Etch
FC4XE
6'8": 3'0", 2'8", 2'6"
FC4XE-FF
6'8": 3'0", 2'8", 2'6"

Privacy Smooth



Chincilla
S4XJ
6'8": 3'6", 3'0", 2'10", 2'8", 2'6"
S4XJ-FF
6'8": 3'6", 3'0", 2'10", 2'8", 2'6"

Privacy Smooth




Granite
S4XN
6'8": 3'6", 3'0", 2'10", 2'8", 2'6"
S4XN-FF
6'8": 3'6", 3'0", 2'10", 2'8", 2'6"

Chord
S4XC
6'8": 3'6", 3'0", 2'10", 2'8", 2'6"
S4XC-FF
6'8": 3'6", 3'0", 2'10", 2'8", 2'6"
Geometric
S4XG-FF
6'8": 3'6", 3'0", 2'10", 2'8", 2'6"

Rainglass
S4XR
6'8": 3'6", 3'0", 2'10", 2'8", 2'6"
S4XR-FF
6'8": 3'6", 3'0", 2'10", 2'8", 2'6"
Satin Etch
S4XE
6'8": 3'6", 3'0", 2'10", 2'8", 2'6"
S4XE-FF
6'8": 3'6", 3'0", 2'10", 2'8", 2'6"

Privacy Mahogany



Satin Etch
FCM4RXE
6'8": 3'0", 2'8"
FCM4RXE-FF
6'8": 3'0", 2'8"

Privacy Oak



Satin Etch
FC4RXE
6'8": 3'0", 2'8", 2'6"
FC4RXE-FF
6'8": 3'0", 2'8", 2'6"

Privacy Smooth



Chincilla
S4RXJ
6'8": 3'6", 3'0", 2'10", 2'8", 2'6"
S4RXJ-FF
6'8": 3'6", 3'0", 2'10", 2'8", 2'6"

Privacy Smooth




Granite
S4RXN
6'8": 3'6", 3'0", 2'10", 2'8", 2'6"
S4RXN-FF
6'8": 3'6", 3'0", 2'10", 2'8", 2'6"

Chord
S4RXC
6'8": 3'6", 3'0", 2'10", 2'8", 2'6"
S4RXC-FF
6'8": 3'6", 3'0", 2'10", 2'8", 2'6"
Geometric
S4RXG-FF
6'8": 3'6", 3'0", 2'10", 2'8", 2'6"

Rainglass
S4RXR
6'8": 3'6", 3'0", 2'10", 2'8", 2'6"
S4RXR-FF
6'8": 3'6", 3'0", 2'10", 2'8", 2'6"
Satin Etch
S4RXE
6'8": 3'6", 3'0", 2'10", 2'8", 2'6"
S4RXE-FF
6'8": 3'6", 3'0", 2'10", 2'8", 2'6"

Privacy Mahogany




Satin Etch
FCM5LXE
6'8": 3'0", 2'8"
FCM5LXE-FF
6'8": 3'0", 2'8"

Privacy Oak




Satin Etch
FC5LXE
6'8": 3'0", 2'8", 2'6"
FC5LXE-FF
6'8": 3'0", 2'8", 2'6"

Privacy Smooth



Chincilla
S5LXJ
6'8": 3'6", 3'0", 2'10", 2'8", 2'6"
S5LXJ-FF
6'8": 3'6", 3'0", 2'10", 2'8", 2'6"

Privacy Smooth




Granite
S5LXN
6'8": 3'6", 3'0", 2'10", 2'8", 2'6"
S5LXN-FF
6'8": 3'6", 3'0", 2'10", 2'8", 2'6"

Chord
S5LXC
6'8": 3'6", 3'0", 2'10", 2'8", 2'6"
S5LXC-FF
6'8": 3'6", 3'0", 2'10", 2'8", 2'6"
Geometric
S5LXG-FF
6'8": 3'6", 3'0", 2'10", 2'8", 2'6"

Rainglass
S5LXR
6'8": 3'6", 3'0", 2'10", 2'8", 2'6"
S5LXR-FF
6'8": 3'6", 3'0", 2'10", 2'8", 2'6"
Satin Etch
S5LXE
6'8": 3'6", 3'0", 2'10", 2'8", 2'6"
S5LXE-FF
6'8": 3'6", 3'0", 2'10", 2'8", 2'6"

Privacy Mahogany




Satin Etch
FCM5XE
6'8": 3'0", 2'8"
FCM5XE-FF
6'8": 3'0", 2'8"

Privacy Oak




Satin Etch
FC5XE
6'8": 3'0", 2'8", 2'6"
FC5XE-FF
6'8": 3'0", 2'8", 2'6"

Privacy Smooth



Chincilla
S5XJ
6'8": 3'6", 3'0", 2'10", 2'8", 2'6"
S5XJ-FF
6'8": 3'6", 3'0", 2'10", 2'8", 2'6"

Privacy Smooth



Granite
S5XN
6'8": 3'6", 3'0", 2'10", 2'8", 2'6"
S5XN-FF
6'8": 3'6", 3'0", 2'10", 2'8", 2'6"

Chord
S5XC
6'8": 3'6", 3'0", 2'10", 2'8", 2'6"
S5XC-FF
6'8": 3'6", 3'0", 2'10", 2'8", 2'6"
Geometric
S5XG-FF
6'8": 3'6", 3'0", 2'10", 2'8", 2'6"

Rainglass
S5XR
6'8": 3'6", 3'0", 2'10", 2'8", 2'6"
S5XR-FF
6'8": 3'6", 3'0", 2'10", 2'8", 2'6"
Satin Etch
S5XE
6'8": 3'6", 3'0", 2'10", 2'8", 2'6"
S5XE-FF
6'8": 3'6", 3'0", 2'10", 2'8", 2'6"

Pulse. Mahogany, Oak and Smooth Fiberglass

Key

-No Stile Lines
-Flush-Glazed Glass
-Vented Sidelite
- ◆Black Nickel
-Brushed Nickel
- ◆Brass
- ✕Wrought Iron
- XK.....Reeded
- XG.....Geometric
- XE.....Satin Etch
- XC.....Chord
- XJ.....Chinchilla
- XR.....Rainglass
- XN.....Granite
- ☀Low-E
- CL.....Clear
- └Flat Frame
- 🔥20-Minute Fire-Rated

SIMULATED DIVIDED LITES

- Simulated Divided Lites
- 11.125" Flat Simulated Divided Lites
- 23.5" Flat Simulated Divided Lites
- 34.25" Flat Simulated Divided Lites
- 45.5" Flat Simulated Divided Lites
- 54.25" & 5.5" Flat Combo Simulated Divided Lites
- 61.6" Flat Simulated Divided Lites
- >Removable Wood Grilles
- ◆Fixed Grilles


FLAT PROFILE GRILLES BETWEEN GLASS

- GBGFW ...Flat White Grilles Between Glass
- GBGFA.....Flat Almond Grilles Between Glass
- GBGFB.....Flat Bronze Grilles Between Glass
- GBGFK.....Flat Black Grilles Between Glass

CONTOUR PROFILE GRILLES BETWEEN GLASS

- GBGCW ...Contour White Grilles Between Glass
- GBGCA.....Contour Almond Grilles Between Glass
- GBGCB.....Contour Bronze Grilles Between Glass
- GBGCK.....Contour Black Grilles Between Glass

Privacy Mahogany



Satin Etch

FCM5RXE
6'8": 3'0", 2'8"

FCM5RXE-FF └
6'8": 3'0", 2'8"

Privacy Oak




Satin Etch

FC5RXE
6'8": 3'0", 2'8", 2'6"

FC5RXE-FF └
6'8": 3'0", 2'8", 2'6"

Privacy Smooth



Chord
S5RXE
6'8": 3'6", 3'0", 2'10",
2'8", 2'6"

S5RXE-FF └
6'8": 3'6", 3'0", 2'10",
2'8", 2'6"


Geometric
S5RXG-FF └
6'8": 3'6", 3'0", 2'10",
2'8", 2'6"

Chinchilla

S5RXJ
6'8": 3'6", 3'0", 2'10", 2'8", 2'6"

S5RXJ-FF └
6'8": 3'6", 3'0", 2'10", 2'8", 2'6"

Privacy Smooth



Rainglass
S5RXR
6'8": 3'6", 3'0", 2'10",
2'8", 2'6"

S5RXR-FF └
6'8": 3'6", 3'0", 2'10",
2'8", 2'6"

Satin Etch
S5RXE
6'8": 3'6", 3'0", 2'10",
2'8", 2'6"

S5RXE-FF └
6'8": 3'6", 3'0", 2'10",
2'8", 2'6"

Granite

S5RXN
6'8": 3'6", 3'0", 2'10", 2'8", 2'6"

S5RXN-FF └
6'8": 3'6", 3'0", 2'10", 2'8", 2'6"

Privacy Mahogany



Satin Etch

FCM8LXE
6'8": 3'0", 2'8"

FCM8LXE-FF └
6'8": 3'0", 2'8"

Privacy Oak




Satin Etch

FC8LXE
6'8": 3'0", 2'8", 2'6"

FC8LXE-FF └
6'8": 3'0", 2'8", 2'6"

Privacy Smooth



Chord
S8LXC
6'8": 3'6", 3'0", 2'10",
2'8", 2'6"

S8LXC-FF └
6'8": 3'6", 3'0", 2'10",
2'8", 2'6"


Geometric
S8LXG-FF └
6'8": 3'6", 3'0", 2'10",
2'8", 2'6"

Chinchilla

S8LXJ
6'8": 3'6", 3'0", 2'10", 2'8", 2'6"

S8LXJ-FF └
6'8": 3'6", 3'0", 2'10", 2'8", 2'6"

Privacy Smooth



Rainglass
S8LXR
6'8": 3'6", 3'0", 2'10",
2'8", 2'6"

S8LXR-FF └
6'8": 3'6", 3'0", 2'10",
2'8", 2'6"

Satin Etch
S8LXE
6'8": 3'6", 3'0", 2'10",
2'8", 2'6"


S8LXE-FF └
6'8": 3'6", 3'0", 2'10",
2'8", 2'6"

Granite

S8LXN
6'8": 3'6", 3'0", 2'10", 2'8", 2'6"

S8LXN-FF └
6'8": 3'6", 3'0", 2'10", 2'8", 2'6"

Privacy Mahogany



Satin Etch

FCM8XE
6'8": 3'0", 2'8"

FCM8XE-FF └
6'8": 3'0", 2'8"

Privacy Oak



Satin Etch

FC8XE
6'8": 3'0", 2'8", 2'6"

FC8XE-FF └
6'8": 3'0", 2'8", 2'6"

Privacy Smooth



Chord
S8XC
6'8": 3'6", 3'0", 2'10",
2'8", 2'6"

S8XC-FF └
6'8": 3'6", 3'0", 2'10",
2'8", 2'6"

Geometric
S8XG-FF └
6'8": 3'6", 3'0", 2'10",
2'8", 2'6"

Chinchilla

S8XJ
6'8": 3'6", 3'0", 2'10", 2'8", 2'6"

S8XJ-FF └
6'8": 3'6", 3'0", 2'10", 2'8", 2'6"

Privacy Smooth



Rainglass
S8XR
6'8": 3'6", 3'0", 2'10",
2'8", 2'6"

S8XR-FF └
6'8": 3'6", 3'0", 2'10",
2'8", 2'6"

Satin Etch
S8XE
6'8": 3'6", 3'0", 2'10",
2'8", 2'6"

S8XE-FF └
6'8": 3'6", 3'0", 2'10",
2'8", 2'6"

Granite

S8XN
6'8": 3'6", 3'0", 2'10", 2'8", 2'6"

S8XN-FF └
6'8": 3'6", 3'0", 2'10", 2'8", 2'6"

Note: Product images show exterior side of door.

Privacy Mahogany




Satin Etch
FCM8RXE
6'8": 3'0", 2'8"
FCM8RXE-FF
6'8": 3'0", 2'8"

Privacy Oak



Satin Etch
FC8RXE
6'8": 3'0", 2'8", 2'6"
FC8RXE-FF
6'8": 3'0", 2'8", 2'6"


Privacy Smooth



Chincilla
S8RXJ
6'8": 3'6", 3'0", 2'10", 2'8", 2'6"
S8RXJ-FF
6'8": 3'6", 3'0", 2'10", 2'8", 2'6"

Chord
S8RXC
6'8": 3'6", 3'0", 2'10", 2'8", 2'6"
S8RXC-FF
6'8": 3'6", 3'0", 2'10", 2'8", 2'6"
Geometric
S8RXG-FF
6'8": 3'6", 3'0", 2'10", 2'8", 2'6"

Privacy Smooth



Granite
S8RXN
6'8": 3'6", 3'0", 2'10", 2'8", 2'6"
S8RXN-FF
6'8": 3'6", 3'0", 2'10", 2'8", 2'6"

Rainglass
S8R XR
6'8": 3'6", 3'0", 2'10", 2'8", 2'6"
S8R XR-FF
6'8": 3'6", 3'0", 2'10", 2'8", 2'6"
Satin Etch
S8RXE
6'8": 3'6", 3'0", 2'10", 2'8", 2'6"
S8RXE-FF
6'8": 3'6", 3'0", 2'10", 2'8", 2'6"

Privacy Mahogany



Satin Etch
FCM9LXE
6'8": 3'0", 2'8"
FCM9LXE-FF
6'8": 3'0", 2'8"

Privacy Oak



Satin Etch
FC9LXE
6'8": 3'0", 2'8", 2'6"
FC9LXE-FF
6'8": 3'0", 2'8", 2'6"

Privacy Smooth



Chincilla
S9LXJ
6'8": 3'6", 3'0", 2'10", 2'8", 2'6"
S9LXJ-FF
6'8": 3'6", 3'0", 2'10", 2'8", 2'6"

Chord
S9LXC
6'8": 3'6", 3'0", 2'10", 2'8", 2'6"
S9LXC-FF
6'8": 3'6", 3'0", 2'10", 2'8", 2'6"
Geometric
S9LXG-FF
6'8": 3'6", 3'0", 2'10", 2'8", 2'6"

Privacy Smooth



Granite
S9LXN
6'8": 3'6", 3'0", 2'10", 2'8", 2'6"
S9LXN-FF
6'8": 3'6", 3'0", 2'10", 2'8", 2'6"

Rainglass
S9LXR
6'8": 3'6", 3'0", 2'10", 2'8", 2'6"
S9LXR-FF
6'8": 3'6", 3'0", 2'10", 2'8", 2'6"
Satin Etch
S9LXE
6'8": 3'6", 3'0", 2'10", 2'8", 2'6"
S9LXE-FF
6'8": 3'6", 3'0", 2'10", 2'8", 2'6"

Privacy Mahogany



Satin Etch
FCM9XE
6'8": 3'0", 2'8"
FCM9XE-FF
6'8": 3'0", 2'8"

Privacy Oak



Satin Etch
FC9XE
6'8": 3'0", 2'8", 2'6"
FC9XE-FF
6'8": 3'0", 2'8", 2'6"

Privacy Smooth



Chincilla
S9XJ
6'8": 3'6", 3'0", 2'10", 2'8", 2'6"
S9XJ-FF
6'8": 3'6", 3'0", 2'10", 2'8", 2'6"

Chord
S9XC
6'8": 3'6", 3'0", 2'10", 2'8", 2'6"
S9XC-FF
6'8": 3'6", 3'0", 2'10", 2'8", 2'6"
Geometric
S9XG-FF
6'8": 3'6", 3'0", 2'10", 2'8", 2'6"

Privacy Smooth



Granite
S9XN
6'8": 3'6", 3'0", 2'10", 2'8", 2'6"
S9XN-FF
6'8": 3'6", 3'0", 2'10", 2'8", 2'6"

Rainglass
S9XR
6'8": 3'6", 3'0", 2'10", 2'8", 2'6"
S9XR-FF
6'8": 3'6", 3'0", 2'10", 2'8", 2'6"
Satin Etch
S9XE
6'8": 3'6", 3'0", 2'10", 2'8", 2'6"
S9XE-FF
6'8": 3'6", 3'0", 2'10", 2'8", 2'6"

Privacy Mahogany



Satin Etch
FCM9RXE
6'8": 3'0", 2'8"
FCM9RXE-FF
6'8": 3'0", 2'8"

Privacy Oak



Satin Etch
FC9RXE
6'8": 3'0", 2'8", 2'6"
FC9RXE-FF
6'8": 3'0", 2'8", 2'6"


Privacy Smooth



Chincilla
S9RXJ
6'8": 3'6", 3'0", 2'10", 2'8", 2'6"
S9RXJ-FF
6'8": 3'6", 3'0", 2'10", 2'8", 2'6"

Chord
S9RXC
6'8": 3'6", 3'0", 2'10", 2'8", 2'6"
S9RXC-FF
6'8": 3'6", 3'0", 2'10", 2'8", 2'6"
Geometric
S9RXG-FF
6'8": 3'6", 3'0", 2'10", 2'8", 2'6"

Privacy Smooth



Granite
S9RXN
6'8": 3'6", 3'0", 2'10", 2'8", 2'6"
S9RXN-FF
6'8": 3'6", 3'0", 2'10", 2'8", 2'6"


Rainglass
S9R XR
6'8": 3'6", 3'0", 2'10", 2'8", 2'6"
S9R XR-FF
6'8": 3'6", 3'0", 2'10", 2'8", 2'6"
Satin Etch
S9RXE
6'8": 3'6", 3'0", 2'10", 2'8", 2'6"
S9RXE-FF
6'8": 3'6", 3'0", 2'10", 2'8", 2'6"

Low-E / Clear





Oak
FC4LCL
6'8":3'0", 2'8", 2'6"
FC4LCL-LE 
6'8":3'0", 2'8", 2'6"



Smooth
S4LCL
6'8":3'6", 3'0", 2'10", 2'8", 2'6"
S4LCL-FF 
6'8":3'6", 3'0", 2'10", 2'8", 2'6"
S4LCL-FFLE 
6'8":3'6", 3'0", 2'10", 2'8", 2'6"


Mahogany
FCM4LCL
6'8":3'0", 2'8"
FCM4LCL-LE 
6'8":3'0", 2'8"

Low-E / Clear




Oak
FC4CL
6'8":3'0", 2'8", 2'6"
FC4CL-LE 
6'8":3'0", 2'8", 2'6"


Smooth
S4CL
6'8":3'6", 3'0", 2'10", 2'8", 2'6"
S4CL-FF 
6'8":3'6", 3'0", 2'10", 2'8", 2'6"
S4CL-FFLE 
6'8":3'6", 3'0", 2'10", 2'8", 2'6"


Mahogany
FCM4CL
6'8":3'0", 2'8"
FCM4CL-LE 
6'8":3'0", 2'8"

Low-E / Clear





Oak
FC4RCL
6'8":3'0", 2'8", 2'6"
FC4RCL-LE 
6'8":3'0", 2'8", 2'6"



Smooth
S4RCL
6'8":3'6", 3'0", 2'10", 2'8", 2'6"
S4RCL-FF 
6'8":3'6", 3'0", 2'10", 2'8", 2'6"
S4RCL-FFLE 
6'8":3'6", 3'0", 2'10", 2'8", 2'6"


Mahogany
FCM4RCL
6'8":3'0", 2'8"
FCM4RCL-LE 
6'8":3'0", 2'8"

Low-E / Clear




Oak
FC5LCL
6'8":3'0", 2'8", 2'6"
FC5LCL-LE 
6'8":3'0", 2'8", 2'6"



Smooth
S5LCL
6'8":3'6", 3'0", 2'10", 2'8", 2'6"
S5LCL-FF 
6'8":3'6", 3'0", 2'10", 2'8", 2'6"
S5LCL-FFLE 
6'8":3'6", 3'0", 2'10", 2'8", 2'6"


Mahogany
FCM5LCL
6'8":3'0", 2'8"
FCM5LCL-LE 
6'8":3'0", 2'8"

Low-E / Clear



Oak
FC5CL
6'8":3'0", 2'8", 2'6"
FC5CL-LE 
6'8":3'0", 2'8", 2'6"


Smooth
S5CL
6'8":3'6", 3'0", 2'10", 2'8", 2'6"
S5CL-FF 
6'8":3'6", 3'0", 2'10", 2'8", 2'6"
S5CL-FFLE 
6'8":3'6", 3'0", 2'10", 2'8", 2'6"

Mahogany
FCM5CL
6'8":3'0", 2'8"
FCM5CL-LE 
6'8":3'0", 2'8"

Low-E / Clear



Oak
FC5RCL
6'8":3'0", 2'8", 2'6"
FC5RCL-LE 
6'8":3'0", 2'8", 2'6"

Smooth
S5RCL
6'8":3'6", 3'0", 2'10", 2'8", 2'6"
S5RCL-FF 
6'8":3'6", 3'0", 2'10", 2'8", 2'6"
S5RCL-FFLE 
6'8":3'6", 3'0", 2'10", 2'8", 2'6"

Mahogany
FCM5RCL
6'8":3'0", 2'8"
FCM5RCL-LE 
6'8":3'0", 2'8"

Low-E / Clear



Oak
FC8LCL
6'8":3'0", 2'8", 2'6"
FC8LCL-LE 
6'8":3'0", 2'8", 2'6"

Smooth
S8LCL
6'8":3'6", 3'0", 2'10", 2'8", 2'6"
S8LCL-FF 
6'8":3'6", 3'0", 2'10", 2'8", 2'6"
S8LCL-FFLE 
6'8":3'6", 3'0", 2'10", 2'8", 2'6"

Mahogany
FCM8LCL
6'8":3'0", 2'8"
FCM8LCL-LE 
6'8":3'0", 2'8"

Low-E / Clear




Oak
FC8CL
6'8":3'0", 2'8", 2'6"
FC8CL-LE 
6'8":3'0", 2'8", 2'6"

Smooth
S8CL
6'8":3'6", 3'0", 2'10", 2'8", 2'6"
S8CL-FF 
6'8":3'6", 3'0", 2'10", 2'8", 2'6"
S8CL-FFLE 
6'8":3'6", 3'0", 2'10", 2'8", 2'6"

Mahogany
FCM8CL
6'8":3'0", 2'8"
FCM8CL-LE 
6'8":3'0", 2'8"

Low-E / Clear



Oak
FC8RCL
6'8":3'0", 2'8", 2'6"
FC8RCL-LE 
6'8":3'0", 2'8", 2'6"

Smooth
S8RCL
6'8":3'6", 3'0", 2'10", 2'8", 2'6"
S8RCL-FF 
6'8":3'6", 3'0", 2'10", 2'8", 2'6"
S8RCL-FFLE 
6'8":3'6", 3'0", 2'10", 2'8", 2'6"

Mahogany
FCM8RCL
6'8":3'0", 2'8"
FCM8RCL-LE 
6'8":3'0", 2'8"

Low-E / Clear





Oak
FC9LCL
6'8":3'0", 2'8", 2'6"
FC9LCL-LE 
6'8":3'0", 2'8", 2'6"



Smooth
S9LCL
6'8":3'6", 3'0", 2'10", 2'8", 2'6"
S9LCL-FF 
6'8":3'6", 3'0", 2'10", 2'8", 2'6"
S9LCL-FFLE 
6'8":3'6", 3'0", 2'10", 2'8", 2'6"


Mahogany
FCM9LCL
6'8":3'0", 2'8"
FCM9LCL-LE 
6'8":3'0", 2'8"

Low-E / Clear



Oak
FC9RCL
6'8":3'0", 2'8", 2'6"
FC9RCL-LE 
6'8":3'0", 2'8", 2'6"

Smooth
S9RCL
6'8":3'6", 3'0", 2'10", 2'8", 2'6"
S9RCL-FF 
6'8":3'6", 3'0", 2'10", 2'8", 2'6"
S9RCL-FFLE 
6'8":3'6", 3'0", 2'10", 2'8", 2'6"

Mahogany
FCM9RCL
6'8":3'0", 2'8"
FCM9RCL-LE 
6'8":3'0", 2'8"

Low-E / Clear



Oak
FC9CL
6'8":3'0", 2'8", 2'6"
FC9CL-LE 
6'8":3'0", 2'8", 2'6"

Smooth
S9CL
6'8":3'6", 3'0", 2'10", 2'8", 2'6"
S9CL-FF 
6'8":3'6", 3'0", 2'10", 2'8", 2'6"
S9CL-FFLE 
6'8":3'6", 3'0", 2'10", 2'8", 2'6"

Mahogany
FCM9CL
6'8":3'0", 2'8"
FCM9CL-LE 
6'8":3'0", 2'8"

Pulse® Sidelites
Mahogany, Oak and Smooth Fiberglass



Pulse Echo, Geometric Glass with Flat Lite Frame, Door S9XG, Sidelite S9XGSL

Key

- No Stile Lines
- ◊ Flush-Glazed Glass
- Vented Sidelite
- ◆ Black Nickel
- Brushed Nickel
- ◆ Brass
- ✕ Wrought Iron
- XK.....Reeded
- XG.....Geometric
- XE.....Satin Etch
- XC.....Chord
- XJ.....Chinchilla
- XR.....Rainglass
- XN.....Granite
- ☀ Low-E
- CL.....Clear
- ◀ Flat Frame
- 🔥 20-Minute Fire-Rated

SIMULATED DIVIDED LITES

- ▭ Simulated Divided Lites
- 1 1.125" Flat Simulated Divided Lites
- 2 3.5" Flat Simulated Divided Lites
- 3 4.25" Flat Simulated Divided Lites
- 4 5.5" Flat Simulated Divided Lites
- 5 4.25" & 5.5" Flat Combo Simulated Divided Lites
- 6 1.6" Flat Simulated Divided Lites
- ▶ Removable Wood Grilles
- ◆ Fixed Grilles

FLAT PROFILE GRILLES BETWEEN GLASS

- GBGFW ... Flat White Grilles Between Glass
- GBGFA Flat Almond Grilles Between Glass
- GBGFB..... Flat Bronze Grilles Between Glass
- GBGFK..... Flat Black Grilles Between Glass

CONTOUR PROFILE GRILLES BETWEEN GLASS

- GBGCW ... Contour White Grilles Between Glass
- GBGCA Contour Almond Grilles Between Glass
- GBGCB.... Contour Bronze Grilles Between Glass
- GBGCK..... Contour Black Grilles Between Glass

Axis.



- Smooth**
S4AXSL ◆
6'8": 12"
S4AXSL-FF ▶ ◆
6'8": 14"

Axis.



- Smooth**
S10AXSL ◆
6'8": 14"
S10AXSL-FF ▶ ◆
6'8": 12"

Privacy
Mahogany



- Satin Etch**
FCM4XESL
6'8": 12"
FCM4XESL-FF ▶ ◆
6'8": 12"

Privacy
Smooth



- Chinchilla**
S4XJSL
6'8": 14"
S4XJSL-FF ▶ ◆
6'8": 14"

Axis.



- Smooth**
S5AXSL ◆
6'8": 12"
S5AXSL-FF ▶ ◆
6'8": 14"

Axis.



- Smooth**
S9AXSL ◆
6'8": 14"
S9AXSL-FF ▶ ◆
6'8": 12"

Privacy
Oak



- Satin Etch**
FC4XESL
6'8": 12"
FC4XESL-FF ▶ ◆
6'8": 12"

Privacy
Mahogany



- Satin Etch**
FCM5XESL
6'8": 14", 12"
FCM5XESL-FF ▶ ◆
6'8": 14", 12"

Note: Product images show exterior side of door.

**Privacy
Oak**



Satin Etch
FC5XESL
6'8": 12"
FC5XESL-FF
6'8": 12"

**Privacy
Smooth**



Chincilla
S5XJSL
6'8": 12"
S5XJSL-FF
6'8": 12"

Chord
S5XCSSL
6'8": 14"
S5XCSSL-FF
6'8": 14"
Geometric
S5XGSSL-FF
6'8": 14"

**Privacy
Smooth**



Granite
S5XNSL
6'8": 14", 12"
S5XNSL-FF
6'8": 14"

Rainglass
S5XRSL
6'8": 14", 12"
S5XRSL-FF
6'8": 14"
Satin Etch
S5XESL
6'8": 12"
S5XESL-FF
6'8": 12"

**Privacy
Mahogany**



Satin Etch
FCM10XESL
6'8": 12"
FCM10XESL-FF
6'8": 12"

**Privacy
Oak**



Satin Etch
FC10XESL
6'8": 14", 12"
FC10XESL-FF
6'8": 14", 12"

**Privacy
Smooth**



Chincilla
S10XJSL
6'8": 12"
S10XJSL-FF
6'8": 12"

Chord
S10XCSSL
6'8": 12"
S10XCSSL-FF
6'8": 12"
Geometric
S10XGSSL-FF
6'8": 14"

**Privacy
Smooth**



Granite
S10XNSL
6'8": 14", 12"
S10XNSL-FF
6'8": 12"

Rainglass
S10XRSL
6'8": 14", 12"
S10XRSL-FF
6'8": 14"
Satin Etch
S10XESL
6'8": 12"
S10XESL-FF
6'8": 14"

**Privacy
Mahogany**



Satin Etch
FCM9XESL
6'8": 12"
FCM9XESL-FF
6'8": 12"

**Privacy
Oak**



Satin Etch
FC9XESL
6'8": 12"

**Privacy
Smooth**



Chincilla
S9XJSL
6'8": 14", 12"
S9XJSL-FF
6'8": 14"

Chord
S9XCSSL
6'8": 14"
S9XCSSL-FF
6'8": 14"
Geometric
S9XGSSL-FF
6'8": 14"

**Privacy
Smooth**



Granite
S9XNSL
6'8": 14", 12"
S9XNSL-FF
6'8": 14"

Rainglass
S9XRSL
6'8": 14"
S9XRSL-FF
6'8": 14"
Satin Etch
S9XESL
6'8": 12"
S9XESL-FF
6'8": 12"

Low-E / Clear



Mahogany
FCM4CLSL
6'8": 12"
FCM4CLSL-LE
6'8": 12"

Oak
FC4CLSL
6'8": 12"
Smooth
S4CLSL
6'8": 12"
S4CLSL-FF
6'8": 12"
S4CLSL-FFLE
6'8": 12"
S4CLSL-LE
6'8": 12"

Low-E / Clear



Mahogany
FCM5CLSL
6'8": 12"
FCM5CLSL-LE
6'8": 12"

Oak
FC5CLSL
6'8": 12"
Smooth
S5CLSL
6'8": 12"
S5CLSL-FF
6'8": 14"
S5CLSL-FFLE
6'8": 12"
S5CLSL-LE
6'8": 12"

Low-E / Clear



Mahogany
FCM10CLSL
6'8": 12"

Oak
FC10CLSL
6'8": 14", 12"
FC10CLSL-LE
6'8": 14", 12"
Smooth
S10CLSL
6'8": 14"
S10CLSL-FF
6'8": 14", 12"
S10CLSL-FFLE
6'8": 14", 12"
S10CLSL-LE
6'8": 14", 12"

Low-E / Clear



Mahogany
FCM9CLSL
6'8": 12"
FCM9CLSL-LE
6'8": 12"

Oak
FC9CLSL
6'8": 14", 12"
FC9CLSL-LE
6'8": 14", 12"
Smooth
S9CLSL
6'8": 12"
S9CLSL-FF
6'8": 14", 12"
S9CLSL-FFLE
6'8": 12"
S9CLSL-LE
6'8": 12"

Fiber-Classic® & Smooth-Star®
8'0" Full Glass



Smooth-Star, Clear Glass with SDLs, Doors – S85715

Key

- No Stile Lines
- ◊ Flush-Glazed Glass
- Vented Sidelite
- ◆ Black Nickel
- Brushed Nickel
- ◆ Brass
- ✕ Wrought Iron
- XK.....Reeded
- XG.....Geometric
- XE.....Satin Etch
- XC.....Chord
- XJ.....Chinchilla
- XR.....Rainglass
- XN.....Granite
- ☀ Low-E
- CL.....Clear
- ▤ Flat Frame
- 🔥 20-Minute Fire-Rated

SIMULATED DIVIDED LITES

- ▤ Simulated Divided Lites
- 1 1.125" Flat Simulated Divided Lites
- 2 3.5" Flat Simulated Divided Lites
- 3 4.25" Flat Simulated Divided Lites
- 4 5.5" Flat Simulated Divided Lites
- 5 4.25" & 5.5" Flat Combo Simulated Divided Lites
- 6 1.6" Flat Simulated Divided Lites
- Removable Wood Grilles
- ◆ Fixed Grilles

FLAT PROFILE GRILLES BETWEEN GLASS

- GBGFW ... Flat White Grilles Between Glass
- GBGFA Flat Almond Grilles Between Glass
- GBGFB Flat Bronze Grilles Between Glass
- GBGFK Flat Black Grilles Between Glass

CONTOUR PROFILE GRILLES BETWEEN GLASS

- GBGCW ... Contour White Grilles Between Glass
- GBGCA Contour Almond Grilles Between Glass
- GBGCB Contour Bronze Grilles Between Glass
- GBGCK Contour Black Grilles Between Glass

Blackstone.



Oak
81918P ◆
8'0": 3'0"

Smooth
S85892 ◆ ■ ■ ■
8'0": 3'0"

Mahogany
FCM871 ◆
8'0": 3'0"

Blackstone.




Oak
FC816 ◆
8'0": 3'0", 2'8"

Smooth
S816 ◆ ■ ■ ■
8'0": 3'6", 3'0",
2'10", 2'8"

Mahogany
FCM816 ◆
8'0": 3'0"

Crystalline.



Smooth
S814 ◆ ■ ■ ■
8'0": 3'0"

Crystalline.



Smooth
S815 ◆ ■ ■ ■
8'0": 3'6", 3'0", 2'10", 2'8"

Salinas.



Smooth
S85893 ✕
8'0": 3'0"

Salinas.



Smooth
S817 ✕
8'0": 3'6", 3'0", 2'10", 2'8"

Wellesley.



Smooth
S85896 ◆ ■ ■ ■
8'0": 3'0"

Wellesley.



Smooth
S821 ◆ ■ ■ ■
8'0": 3'6", 3'0", 2'10", 2'8"

Note: Product images show exterior side of door.

Fiber-Classic® & Smooth-Star® 8'0" Full Glass

Key

- No Stile Lines
- ▲ Flush-Glazed Glass
- Vented Sidelite
- ◆ Black Nickel
- Brushed Nickel
- ◆ Brass
- ✕ Wrought Iron
- XK.....Reeded
- XG.....Geometric
- XE.....Satin Etch
- XC.....Chord
- XJ.....Chinchilla
- XR.....Rainglass
- XN.....Granite
- ☀ Low-E
- CL.....Clear
- └ Flat Frame
- 🔥 20-Minute Fire-Rated

SIMULATED DIVIDED LITES

- ▭ Simulated Divided Lites
- 1 1.125" Flat Simulated Divided Lites
- 2 3.5" Flat Simulated Divided Lites
- 3 4.25" Flat Simulated Divided Lites
- 4 5.5" Flat Simulated Divided Lites
- 5 4.25" & 5.5" Flat Combo Simulated Divided Lites
- 6 1.6" Flat Simulated Divided Lites
- > Removable Wood Grilles
- ◆ Fixed Grilles

FLAT PROFILE GRILLES BETWEEN GLASS

- GBGFW ... Flat White Grilles Between Glass
- GBGFA.... Flat Almond Grilles Between Glass
- GBGFB.... Flat Bronze Grilles Between Glass
- GBGFK.... Flat Black Grilles Between Glass

CONTOUR PROFILE GRILLES BETWEEN GLASS

- GBGCW ... Contour White Grilles Between Glass
- GBGCA.... Contour Almond Grilles Between Glass
- GBGCB.... Contour Bronze Grilles Between Glass
- GBGCK.... Contour Black Grilles Between Glass

Concorde-



Smooth
S85895 ■■
8'0": 3'0"

Concorde-



Smooth
S820 ■■
8'0": 3'6", 3'0", 2'10", 2'8"

Pembridge-



Mahogany
FCM86550 ■■
8'0": 3'0"

Oak
FC86550 ■■
8'0": 3'0"

Pembridge-



Mahogany
FCM86500 ■■
8'0": 3'0"

Oak
FC86500 ■■
8'0": 3'0", 2'8"

Axis-



Mahogany
FCM81652 ◆
8'0": 3'0"

Oak
FC81652 ◆
8'0": 3'0"

Smooth
S81652 ◆
8'0": 3'0"

Axis-



Mahogany
FCM81651 ◆
8'0": 3'0"

Oak
FC81651 ◆
8'0": 3'0", 2'8"

Smooth
S81651 ◆
8'0": 3'6", 3'0",
2'10", 2'8"

Privacy SDL

Smooth



Chincilla
S85705XJ-SDLF1 🔥 🔥
8'0": 3'0"

Reeded
S85705XK-SDLF1
8'0": 3'0"

Satin Etch
S85705XE-SDLF1
8'0": 3'0"

Privacy SDL

Smooth



Chincilla
S85715XJ-SDLF1 🔥 🔥
8'0": 3'0"

Reeded
S85715XK-SDLF1
8'0": 3'0"

Satin Etch
S85715XE-SDLF1
8'0": 3'0"

Privacy SDL

Smooth



Chincilla
S85725XJ-SDLF1 🔥 🔥
8'0": 3'0"

Reeded
S85725XK-SDLF1
8'0": 3'0"

Satin Etch
S85725XE-SDLF1
8'0": 3'0"

Privacy

Smooth



Chincilla
S8000XJ 🔥
8'0": 3'0"

Reeded
S8000XK 🔥
8'0": 3'0"

Satin Etch
S8000XE 🔥
8'0": 3'0", 2'8", 2'6"

Privacy

Mahogany



Satin Etch
FCM870XE
8'0": 3'0"

Privacy

Oak



Satin Etch
81200PXE
8'0": 3'0"

Privacy Smooth



Rainglass S818XR
8'0": 3'0", 2'8"

Satin Etch S818XE
8'0": 3'0"

Chincilla S818XJ
8'0": 3'0"

Privacy Mahogany



Satin Etch FCM81200XE
8'0": 3'0"

Privacy Oak



Satin Etch 81200XE
8'0": 3'0", 2'8"

Privacy Smooth



Rainglass S8140XR
8'0": 3'6", 3'0", 2'10", 2'8"

Satin Etch S8140XE
8'0": 3'6", 3'0", 2'10", 2'8"

Chincilla S8140XJ
8'0": 3'6", 3'0", 2'10", 2'8"

Low-E / Clear SDL



Smooth S85705-SDLF1 🔥 📏
8'0": 3'0"

S85705-SDLFILE 🔥 📏
8'0": 3'0"

Low-E / Clear SDL



Smooth S85715-SDLF1 🔥 📏
8'0": 3'0"

S85715-SDLFILE 🔥 📏
8'0": 3'0"

Low-E / Clear SDL



Smooth S85725-SDLF1 🔥 📏
8'0": 3'0"

S85725-SDLFILE 🔥 📏
8'0": 3'0"

Flat Bar Grilles Between Glass



Smooth S828-GBGFW
8'0": 3'0"

S828-GBGFWLE 🌟
8'0": 3'0"

Flat Bar Grilles Between Glass



Smooth S808-GBGFW
8'0": 3'0"

S808-GBGFWLE 🌟
8'0": 3'0"

Flat Bar Grilles Between Glass



Smooth S81828-GBGFW
8'0": 3'6", 3'0", 2'8"

S81828-GBGFWLE 🌟
8'0": 3'6", 3'0", 2'10", 2'8"

Flat Bar Grilles Between Glass



Smooth S81208-GBGFW
8'0": 3'6", 3'0", 2'10", 2'8"

S81208-GBGFWLE 🌟
8'0": 3'6", 3'0", 2'10", 2'8"

Fixed Grilles



Smooth S828-FXG ◆
8'0": 3'0", 2'8"

S828-FXGLE 🌟 ◆
8'0": 3'0"

Fixed Grilles



Smooth S808-FXG ◆
8'0": 3'0"

S808-FXGLE 🌟 ◆
8'0": 3'0"

Fixed Grilles



Smooth S81828-FXG ◆
8'0": 3'6", 3'0", 2'10", 2'8", 2'6"

S81828-FXGLE 🌟 ◆
8'0": 3'6", 3'0", 2'8"

Fixed Grilles



Smooth S81208-FXG ◆
8'0": 3'6", 3'0", 2'10", 2'8"

S81208-FXGLE 🌟 ◆
8'0": 3'6", 3'0", 2'10", 2'8"

Low-E / Clear Internal Blinds



Oak 81225P-RT
8'0": 3'0"

81225P-RTLE 🌟
8'0": 3'0"

Smooth S829-RT
8'0": 3'0", 2'6" N

S829-RTLE 🌟
8'0": 3'0", 2'6" N

Mahogany FCM8115-RT
8'0": 3'0"
FCM8115-RTLE 🌟
8'0": 3'0"

Low-E / Clear Internal Blinds



Oak
81225-RT
8'0": 3'0", 2'8"
81225-RTLE ☀️
8'0": 3'0", 2'8"

Smooth
S81225-RT
8'0": 3'6", 3'0", 2'10", 2'8", 2'6"
S81225-RTLE ☀️
8'0": 3'6", 3'0", 2'10", 2'8", 2'6"

Mahogany
FCM81225-RT
8'0": 3'0"
FCM81225-RTLE ☀️
8'0": 3'0"

Low-E / Clear



Smooth
S8000 🔥
8'0": 3'0", 2'6"
S8000-LE 🔥☀️
8'0": 3'0", 2'8", 2'6"

Oak
8000-LE 🔥☀️
8'0": 3'0", 2'8", 2'6"

Low-E / Clear



Oak
81200P
8'0": 3'0"
81200P-LE ☀️
8'0": 3'0"

Smooth
S818
8'0": 3'0", 2'8", 2'6" N
S818-LE ☀️
8'0": 3'0", 2'6" N

Mahogany
FCM870
8'0": 3'0"
FCM870-LE ☀️
8'0": 3'0"

Low-E / Clear



Oak
81200 🔴
8'0": 3'0", 2'8"
81200-LE ☀️ 🔴
8'0": 3'0", 2'8"

Smooth
S8140 🔴
8'0": 3'6", 3'0", 2'10", 2'8", 2'6"
S8140-LE ☀️ 🔴
8'0": 3'6", 3'0", 2'10", 2'8", 2'6"

Mahogany
FCM81200 🔴
8'0": 3'0"
FCM81200-LE ☀️ 🔴
8'0": 3'0"



Fiber-Classic® & Smooth-Star®
8'0" 3/4 Glass



Fiber-Classic Oak Collection, Blackstone Glass, Doors – 81952P,
Finish – Chestnut

Key

- No Stile Lines
- ◊ Flush-Glazed Glass
- Vented Sidelite
- ◆ Black Nickel
- Brushed Nickel
- ◆ Brass
- ✕ Wrought Iron
- XK.....Reeded
- XG.....Geometric
- XE.....Satin Etch
- XC.....Chord
- XJ.....Chinchilla
- XR.....Rainglass
- XN.....Granite
- ☀ Low-E
- CL.....Clear
- ▤ Flat Frame
- 🔥 20-Minute Fire-Rated

SIMULATED DIVIDED LITES

- ▤ Simulated Divided Lites
- 1 1.125" Flat Simulated Divided Lites
- 2 3.5" Flat Simulated Divided Lites
- 3 4.25" Flat Simulated Divided Lites
- 4 5.5" Flat Simulated Divided Lites
- 5 4.25" & 5.5" Flat Combo Simulated Divided Lites
- 6 1.6" Flat Simulated Divided Lites
- Removable Wood Grilles
- ◆ Fixed Grilles

FLAT PROFILE GRILLES BETWEEN GLASS

- GBGFW ... Flat White Grilles Between Glass
- GBGFA Flat Almond Grilles Between Glass
- GBGFB..... Flat Bronze Grilles Between Glass
- GBGFK..... Flat Black Grilles Between Glass

CONTOUR PROFILE GRILLES BETWEEN GLASS

- GBGCW ... Contour White Grilles Between Glass
- GBGCA Contour Almond Grilles Between Glass
- GBGCB.... Contour Bronze Grilles Between Glass
- GBGCK..... Contour Black Grilles Between Glass

Blackstone.



Oak
81952P ◆ ■ ■ ■
8'0": 3'0"

Smooth
S894 ◆ ■ ■ ■
8'0": 3'0", 2'8"

Crystalline.



Oak
81953P ◆
8'0": 3'0"

Smooth
S888 ◆ ■ ■ ■
8'0": 3'0", 2'8"

Sedona



Smooth
S887 ◆
8'0": 3'0", 2'8"

Salinas.



Oak
81955P ✕
8'0": 3'0"

Smooth
S895 ✕ ■ ■ ■
8'0": 3'0", 2'8"

Maple Park.



Oak
81957P ◆
8'0": 3'0"

Smooth
S85898 ◆ ■ ■ ■
8'0": 3'0", 2'8"

Avonlea.



Smooth
S85900 ◆
8'0": 3'0", 2'8"

Saratoga.



Oak
81956P ◆ ■ ■ ■
8'0": 3'0"

Smooth
S891 ◆ ■ ■ ■
8'0": 3'0", 2'8"

Wellesley.



Oak
81959P ◆ ■ ■ ■
8'0": 3'0"

Smooth
S892 ◆ ■ ■ ■
8'0": 3'0", 2'8"

8'0" 3/4 Glass

Fiber-Classic® & Smooth-Star® 8'0" 3/4 Glass

Key

- No Stile Lines
- ▲ Flush-Glazed Glass
- Vented Sidelite
- ◆ Black Nickel
- Brushed Nickel
- ◆ Brass
- ✕ Wrought Iron
- XK.....Reeded
- XG.....Geometric
- XE.....Satin Etch
- XC.....Chord
- XJ.....Chinchilla
- XR.....Rainglass
- XN.....Granite
- ☀ Low-E
- CL.....Clear
- └ Flat Frame
- 🔥 20-Minute Fire-Rated

SIMULATED DIVIDED LITES

- 📄 Simulated Divided Lites
- 1 1.125" Flat Simulated Divided Lites
- 2 3.5" Flat Simulated Divided Lites
- 3 4.25" Flat Simulated Divided Lites
- 4 5.5" Flat Simulated Divided Lites
- 5 4.25" & 5.5" Flat Combo Simulated Divided Lites
- 6 1.6" Flat Simulated Divided Lites
- Removable Wood Grilles
- ◆ Fixed Grilles

FLAT PROFILE GRILLES BETWEEN GLASS

- GBGFW ... Flat White Grilles Between Glass
- GBGFA.... Flat Almond Grilles Between Glass
- GBGFB.... Flat Bronze Grilles Between Glass
- GBGFK.... Flat Black Grilles Between Glass

CONTOUR PROFILE GRILLES BETWEEN GLASS

- GBGCW ... Contour White Grilles Between Glass
- GBGCA.... Contour Almond Grilles Between Glass
- GBGCB.... Contour Bronze Grilles Between Glass
- GBGCK.... Contour Black Grilles Between Glass

Riserva.



Smooth
S8529 ✕
8'0": 3'0", 2'8"

Oak
FC8529 ✕
8'0": 3'0"

Concorde.



Smooth
S85902 ◆ ■ ■
8'0": 3'0", 2'8"

Oak
81960P ◆
8'0": 3'0"

Kensington.



Smooth
S902 ◆ ■ ■
8'0": 3'0", 2'8"

Oak
81961P ◆ ■ ■
8'0": 3'0"

Pembridge.



Smooth
S86580 ◆
8'0": 3'0", 2'8"

Axis.



Smooth
S81646 ◆
8'0": 3'0", 2'8"

Oak
FC81646 ◆
8'0": 3'0"

Privacy SDL Smooth



Satin Etch
S82106XE-SDL ▲ ▲
8'0": 3'0"

Privacy SDL Oak



Rainglass
81945PXR-SDL ▲
8'0": 3'0"

Privacy SDL Smooth



Satin Etch
S881XE-SDL ▲
8'0": 3'0"

Privacy SDL Smooth



Satin Etch
S82103XE-SDL ▲ ▲
8'0": 3'0"
S82103XE-SDLF1 ▲ ▲
8'0": 3'0"

Privacy SDL Smooth



Satin Etch
S82105XE-SDL ▲ ▲
8'0": 3'0"

Privacy Smooth



Satin Etch
S82200XE ▲
8'0": 3'0"

Privacy Oak



Rainglass
81943PXR
8'0": 3'0"

Satin Etch
81943PXE
8'0": 3'0"

Privacy Smooth



- Chord**
S880XC
8'0": 3'0", 2'8"

- Granite**
S880XN
8'0": 3'0", 2'8"

- Rainglass**
S880XR
8'0": 3'0", 2'8"

- Satin Etch**
S880XE
8'0": 3'0", 2'8"

Chincilla
S880XJ
8'0": 3'0", 2'8"

Low-E SDL



Smooth
S82106-SDLLE ☀️🔥🚪
8'0": 3'0"

Low-E SDL



Smooth
S82103-SDLLE ☀️🔥🚪
8'0": 3'0"

Low-E / Clear SDL



Smooth
S82103-SDLF1 ☀️🔥🚪
8'0": 3'0"
S82103-SDLF1LE ☀️🔥🚪
8'0": 3'0"

Clear SDL



Smooth
S82105-SDL 🔥🚪
8'0": 3'0"

Low-E / Clear SDL



- Smooth**
S881-SDL 🚪
8'0": 3'0"

- S881-SDLLE ☀️🚪
8'0": 3'0"

Oak
81945P-SDL 🚪
8'0": 3'0"
81945P-SDLLE ☀️🚪
8'0": 3'0"

Flat Bar Grilles Between Glass



Smooth
S881-GBGFALE ☀️
8'0": 3'0", 2'8"
S881-GBGFWLE ☀️
8'0": 3'0", 2'8"

Flat Bar Grilles Between Glass



- Smooth**
S882-GBGFA
8'0": 3'0", 2'8"

- S882-GBGFBLE ☀️
8'0": 3'0", 2'8"
- S882-GBGFW
8'0": 3'0", 2'8"

- S882-GBGFWLE ☀️
8'0": 3'0", 2'8"

Oak
81946P-GBGFA
8'0": 3'0"

Flat Bar Grilles Between Glass



- Smooth**
S8311-GBGFWLE ☀️
8'0": 3'0", 2'8"

Oak
FC8311-GBGFW
8'0": 3'0"
FC8311-GBGFWLE ☀️
8'0": 3'0"

Flat Bar Grilles Between Glass



Smooth
S8313-GBGFWLE ☀️
8'0": 3'0", 2'8"

Flat Bar Grilles Between Glass



- S8316-GBGFWLE ☀️
8'0": 3'0", 2'8"

Smooth
S8316-GBGFALE ☀️
8'0": 3'0", 2'8"
S8316-GBGFW
8'0": 3'0", 2'8"

Flat Bar Grilles Between Glass



Smooth
S898-GBGFWLE ☀️
8'0": 3'0", 2'8"

Fixed Grilles



Smooth
S881-FXG ♦️
8'0": 3'0", 2'8"
S881-FXGLE ☀️♦️
8'0": 3'0", 2'8"

Fixed Grilles



Smooth
S882-FXG ♦️
8'0": 3'0", 2'8"
S882-FXGLE ☀️♦️
8'0": 3'0", 2'8"

Low-E / Clear Internal Blinds



- Smooth**
S8682-RT
8'0": 3'0", 2'8"

- S8682-RTLE ☀️
8'0": 3'0", 2'8"

Oak
81964P-RT
8'0": 3'0"
81964P-RTLE ☀️
8'0": 3'0"

Low-E



Smooth
S82200-LE 🔥☀️
8'0": 3'0"

Low-E / Clear



Smooth
S880
8'0": 3'0", 2'8"
S880-LE ☀️
8'0": 3'0", 2'8"

Oak
81943P
8'0": 3'0"
81943P-LE ☀️
8'0": 3'0"



Fiber-Classic® & Smooth-Star®
8'0" 1/2 Glass



Smooth-Star, Maple Park Glass, Doors – S86107

Key

- No Stile Lines
- ◊ Flush-Glazed Glass
- Vented Sidelite
- ◆ Black Nickel
- Brushed Nickel
- ◆ Brass
- ✕ Wrought Iron
- XK.....Reeded
- XG.....Geometric
- XE.....Satin Etch
- XC.....Chord
- XJ.....Chinchilla
- XR.....Rainglass
- XN.....Granite
- ☀ Low-E
- CL.....Clear
- ▤ Flat Frame
- 🔥 20-Minute Fire-Rated

SIMULATED DIVIDED LITES

- ▤ Simulated Divided Lites
- 1 1.125" Flat Simulated Divided Lites
- 2 3.5" Flat Simulated Divided Lites
- 3 4.25" Flat Simulated Divided Lites
- 4 5.5" Flat Simulated Divided Lites
- 5 4.25" & 5.5" Flat Combo Simulated Divided Lites
- 6 1.6" Flat Simulated Divided Lites
- Removable Wood Grilles
- ◆ Fixed Grilles

FLAT PROFILE GRILLES BETWEEN GLASS

- GBGFW ... Flat White Grilles Between Glass
- GBGFA Flat Almond Grilles Between Glass
- GBGFB..... Flat Bronze Grilles Between Glass
- GBGFK..... Flat Black Grilles Between Glass

CONTOUR PROFILE GRILLES BETWEEN GLASS

- GBGCW ... Contour White Grilles Between Glass
- GBGCA Contour Almond Grilles Between Glass
- GBGCB..... Contour Bronze Grilles Between Glass
- GBGCK..... Contour Black Grilles Between Glass

Blackstone.



Mahogany
FCM863 ◆ ■ ■ ■
8'0": 3'0"

- Oak**
81933P ◆ ■ ■ ■
8'0": 3'0", 2'8"
- Smooth**
S81933P ◆ ■ ■ ■
8'0": 3'0", 2'8"

Blackstone.



Smooth
S86032 ◆ ■ ■ ■
8'0": 3'0", 2'8"

Blackstone.



Oak
81975P ◆ ■ ■ ■
8'0": 3'0"

- Smooth**
S85905 ◆ ■ ■ ■
8'0": 3'0", 2'8"

Crystalline.



Mahogany
FCM898 ◆ ■ ■ ■
8'0": 3'0"

- Oak**
81935P ◆ ■ ■ ■
8'0": 3'0", 2'8"
- Smooth**
S81935P ◆ ■ ■ ■
8'0": 3'0", 2'8"

Crystalline.



Smooth
S86027 ◆ ■ ■ ■
8'0": 3'0", 2'8"

Crystalline.



Oak
81977P ◆ ■ ■ ■
8'0": 3'0"

- Smooth**
S85907 ◆ ■ ■ ■
8'0": 3'0", 2'8"

Sedona



Mahogany
FCM864 ◆ ■ ■ ■
8'0": 3'0"

- Oak**
81936P ◆ ■ ■ ■
8'0": 3'0", 2'8"
- Smooth**
S81936P ◆ ■ ■ ■
8'0": 3'0", 2'8"

Sedona



Smooth
S86025 ◆ ■ ■ ■
8'0": 3'0", 2'8"

- Smooth**
S86025 ◆ ■ ■ ■
8'0": 3'0", 2'8"

Fiber-Classic[®] & Smooth-Star[®] 8'0" 1/2 Glass

Key

- No Stile Lines
- ◊ Flush-Glazed Glass
- Vented Sidelite
- ◆ Black Nickel
- Brushed Nickel
- ◆ Brass
- ✕ Wrought Iron
- XK.....Reeded
- XG.....Geometric
- XE.....Satin Etch
- XC.....Chord
- XJ.....Chinchilla
- XR.....Rainglass
- XN.....Granite
- ☀ Low-E
- CL.....Clear
- ▤ Flat Frame
- 🔥 20-Minute Fire-Rated

SIMULATED DIVIDED LITES

- ▤ Simulated Divided Lites
- 1 1.125" Flat Simulated Divided Lites
- 2 3.5" Flat Simulated Divided Lites
- 3 4.25" Flat Simulated Divided Lites
- 4 5.5" Flat Simulated Divided Lites
- 5 4.25" & 5.5" Flat Combo Simulated Divided Lites
- 6 1.6" Flat Simulated Divided Lites
- ▤ Removable Wood Grilles
- ◆ Fixed Grilles

FLAT PROFILE GRILLES BETWEEN GLASS

- GBGFW ... Flat White Grilles Between Glass
- GBGFA..... Flat Almond Grilles Between Glass
- GBGFB..... Flat Bronze Grilles Between Glass
- GBGFK..... Flat Black Grilles Between Glass

CONTOUR PROFILE GRILLES BETWEEN GLASS

- GBGCW ... Contour White Grilles Between Glass
- GBGCA..... Contour Almond Grilles Between Glass
- GBGCB..... Contour Bronze Grilles Between Glass
- GBGCK..... Contour Black Grilles Between Glass

Sedona



Smooth
S833 ◆ ■
8'0": 3'0", 2'8"

Oak
81978P ◆
8'0": 3'0"

Salinas



Oak
81937P ✕
8'0": 3'0", 2'8"

Smooth
S81937P ✕
8'0": 3'0", 2'8"

Mahogany
FCM865 ✕
8'0": 3'0"

Salinas



Smooth
S86031 ✕
8'0": 3'0", 2'8"

Salinas



Smooth
S893 ✕
8'0": 3'0", 2'8"

Oak
81980P ✕
8'0": 3'0"

Maple Park



Oak
81939P ◆ ■
8'0": 3'0", 2'8"

Smooth
S81939P ◆ ■
8'0": 3'0", 2'8"

Mahogany
FCM886 ◆ ■
8'0": 3'0"

Maple Park



Smooth
S86107 ◆ ■
8'0": 3'0", 2'8"


Maple Park



Smooth
S8597 ◆ ■
8'0": 3'0", 2'8"

Oak
81982P ◆ ■
8'0": 3'0"

Avonlea



Oak
81932P ◆
8'0": 3'0", 2'8"

Smooth
S81932P ◆
8'0": 3'0", 2'8"

Mahogany
FCM896 ◆
8'0": 3'0"

Avonlea



Smooth
S8968 ◆
8'0": 3'0", 2'8"

Avonlea



Smooth
S85906 ◆
8'0": 3'0", 2'8"

Oak
81974P ◆
8'0": 3'0"

Saratoga



Oak
81938P ◆ ■
8'0": 3'0", 2'8"

Smooth
S81938P ◆ ■
8'0": 3'0", 2'8"

Mahogany
FCM888 ◆ ■
8'0": 3'0"

Saratoga



Smooth
S86029 ◆ ■
8'0": 3'0", 2'8"

Saratoga-



Smooth
S85908
8'0": 3'0", 2'8"

Oak
81981P
8'0": 3'0"

Texas Star



Oak
81940P
8'0": 3'0", 2'8"

Mahogany
FCM899
8'0": 3'0"

Texas Star



Oak
81983P
8'0": 3'0"

Wellesley-



Oak
81941P
8'0": 3'0", 2'8"

Smooth
S81941P
8'0": 3'0", 2'8"

Mahogany
FCM866
8'0": 3'0"

Wellesley-



Smooth
S86030
8'0": 3'0", 2'8"

Wellesley-



Smooth
S85909
8'0": 3'0", 2'8"

Oak
81984P
8'0": 3'0"

Riserva-



Oak
FC8581
8'0": 3'0", 2'8"

Mahogany
FCM8581
8'0": 3'0"

Riserva-



Oak
FC8579
8'0": 3'0"

Concorde-



Oak
81942P
8'0": 3'0", 2'8"

Smooth
S81942P
8'0": 3'0", 2'8"

Mahogany
FCM891
8'0": 3'0"

Concorde-



Smooth
S86026
8'0": 3'0", 2'8"

Concorde-



Smooth
S837
8'0": 3'0", 2'8"

Oak
81985P
8'0": 3'0"

Kensington-



Oak
FC8149
8'0": 3'0", 2'8"

Smooth
S8149
8'0": 3'0", 2'8"

Mahogany
FCM8149
8'0": 3'0"

Kensington-



Smooth
S86036
8'0": 3'0", 2'8"

Kensington-



Smooth
S89701
8'0": 3'0", 2'8"

Oak
FC89701
8'0": 3'0"

Axis-



Oak
FC81654
8'0": 3'0", 2'8"

Smooth
S81654
8'0": 3'0", 2'8"

Mahogany
FCM81654
8'0": 3'0"

Axis-



Smooth
S81656
8'0": 3'0", 2'8"

Fiber-Classic[®] & Smooth-Star[®] 8'0" 1/2 Glass

Key

-No Stile Lines
- ▲Flush-Glazed Glass
-Vented Sidelite
- ◆Black Nickel
-Brushed Nickel
- ◆Brass
- ✕Wrought Iron
- XK.....Reeded
- XG.....Geometric
- XE.....Satin Etch
- XC.....Chord
- XJ.....Chinchilla
- XR.....Rainglass
- XN.....Granite
- ☀Low-E
- CL.....Clear
- └Flat Frame
- 🔥20-Minute Fire-Rated

SIMULATED DIVIDED LITES

- 📄 Simulated Divided Lites
- 11.125" Flat Simulated Divided Lites
- 23.5" Flat Simulated Divided Lites
- 34.25" Flat Simulated Divided Lites
- 45.5" Flat Simulated Divided Lites
- 54.25" & 5.5" Flat Combo Simulated Divided Lites
- 61.6" Flat Simulated Divided Lites
-Removable Wood Grilles
- ◆Fixed Grilles

FLAT PROFILE GRILLES BETWEEN GLASS

- GBGFW ...Flat White Grilles Between Glass
- GBGFA.....Flat Almond Grilles Between Glass
- GBGFB.....Flat Bronze Grilles Between Glass
- GBGFK.....Flat Black Grilles Between Glass

CONTOUR PROFILE GRILLES BETWEEN GLASS

- GBGCW ...Contour White Grilles Between Glass
- GBGCA.....Contour Almond Grilles Between Glass
- GBGCB.....Contour Bronze Grilles Between Glass
- GBGCK.....Contour Black Grilles Between Glass

Axis



Smooth
S81653 ◆
8'0": 3'0", 2'8"

Oak
FC81653 ◆
8'0": 3'0"

Privacy SDL

Smooth



Rainglass
S8321XR-SDL 📄
8'0": 3'0"

Satin Etch
S8321XE-SDL 📄
8'0": 3'0", 2'8"

Chord
S8321XC-SDL 📄
8'0": 3'0"

Privacy SDL

Smooth



Rainglass
S8602XR-SDL 📄
8'0": 3'0"

Satin Etch
S8602XE-SDL 📄
8'0": 3'0", 2'8"

Chord
S8602XC-SDL 📄
8'0": 3'0"

Privacy SDL

Smooth



Rainglass
S832XR-SDL 📄
8'0": 3'0"

Satin Etch
S832XE-SDL 📄
8'0": 3'0", 2'8"

Chord
S832XC-SDL 📄
8'0": 3'0"

Privacy

Mahogany



Granite
FCM862XN
8'0": 3'0"

Rainglass
FCM862XR
8'0": 3'0"

Chinchilla
FCM862XJ
8'0": 3'0"

Privacy

Oak



Granite
81929PXN
8'0": 3'0", 2'8"

Rainglass
81929PXR
8'0": 3'0", 2'8"

Chinchilla
81929PXJ
8'0": 3'0", 2'8"

Privacy

Smooth



Chord
S81929PXC
8'0": 3'0", 2'8"

Granite
S81929PXN
8'0": 3'0", 2'8"

Rainglass
S81929PXR
8'0": 3'0", 2'8"

Satin Etch
S81929PXE
8'0": 3'0", 2'8"

Chinchilla
S81929PXJ
8'0": 3'0", 2'8"

Privacy

Smooth



Chord
S86021XC
8'0": 3'0", 2'8"

Granite
S86021XN
8'0": 3'0", 2'8"

Rainglass
S86021XR
8'0": 3'0", 2'8"

Satin Etch
S86021XE
8'0": 3'0", 2'8"

Chinchilla
S86021XJ
8'0": 3'0", 2'8"

Privacy

Oak



Granite
81971PXN
8'0": 3'0"

Rainglass
81971PXR
8'0": 3'0"

Chinchilla
81971PXJ
8'0": 3'0"

Privacy

Smooth



Chord
S830XC
8'0": 3'0", 2'8"

Granite
S830XN
8'0": 3'0", 2'8"

Rainglass
S830XR
8'0": 3'0", 2'8"

Satin Etch
S830XE
8'0": 3'0", 2'8"

Chinchilla
S830XJ
8'0": 3'0", 2'8"

Low-E / Clear SDL



Smooth
S8321-SDL 📄
8'0": 3'0", 2'8"

S8321-SDLLE ☀ 📄
8'0": 3'0", 2'8"

Low-E / Clear SDL



Smooth
S8325-SDL 📄
8'0": 3'0", 2'8"

S8325-SDLLE ☀ 📄
8'0": 3'0", 2'8"

Low-E / Clear SDL



Smooth
S832-SDL
8'0": 3'0", 2'8"
S832-SDLLE
8'0": 3'0", 2'8"

Flat Bar Grilles Between Glass



Mahogany
FCM8321-GBGFBLE
8'0": 3'0"

Oak
FC8321-GBGFBLE
8'0": 3'0", 2'8"
Smooth
S8321-GBGFA
8'0": 3'0", 2'8"
S8321-GBGFALE
8'0": 3'0", 2'8"
S8321-GBGFW
8'0": 3'0", 2'8"
S8321-GBGFWLE
8'0": 3'0", 2'8"

Flat Bar Grilles Between Glass



Mahogany
FCM8322-GBGFA
8'0": 3'0"

Oak
FC8322-GBGFA
8'0": 3'0", 2'8"
Smooth
S8322-GBGFALE
8'0": 3'0", 2'8"
S8322-GBGFW
8'0": 3'0", 2'8"
S8322-GBGFWLE
8'0": 3'0", 2'8"

Flat Bar Grilles Between Glass



Smooth
S8323-GBGFWLE
8'0": 3'0", 2'8"

Flat Bar Grilles Between Glass



Mahogany
FCM8145-GBGFW
8'0": 3'0"

Oak
FC8145-GBGFW
8'0": 3'0", 2'8"

Flat Bar Grilles Between Glass



Smooth
S8325-GBGFA
8'0": 3'0", 2'8"

S8325-GBGFALE
8'0": 3'0", 2'8"
S8325-GBGFW
8'0": 3'0", 2'8"
S8325-GBGFWLE
8'0": 3'0", 2'8"

Flat Bar Grilles Between Glass



Smooth
S8326-GBGFALE
8'0": 3'0", 2'8"

S8326-GBGFW
8'0": 3'0", 2'8"
S8326-GBGFWLE
8'0": 3'0", 2'8"

Flat Bar Grilles Between Glass



Smooth
S8327-GBGFWLE
8'0": 3'0", 2'8"

Flat Bar Grilles Between Glass



Oak
FC832-GBGFBLE
8'0": 3'0"

Smooth
S832-GBGFA
8'0": 3'0", 2'8"
S832-GBGFALE
8'0": 3'0", 2'8"
S832-GBGFW
8'0": 3'0", 2'8"
S832-GBGFWLE
8'0": 3'0", 2'8"

Flat Bar Grilles Between Glass



Oak
FC8318-GBGFA
8'0": 3'0"

Smooth
S8318-GBGFALE
8'0": 3'0", 2'8"
S8318-GBGFW
8'0": 3'0", 2'8"
S8318-GBGFWLE
8'0": 3'0", 2'8"

Flat Bar Grilles Between Glass



Smooth
S8319-GBGFWLE
8'0": 3'0", 2'8"

Flat Bar Grilles Between Glass



Oak
FC8144-GBGFW
8'0": 3'0"

Low-E / Clear Internal Blinds



Smooth
S8132-RT
8'0": 3'0", 2'8"
S8132-RTLE
8'0": 3'0", 2'8"

Low-E / Clear Internal Blinds



Smooth
S86035-RT
8'0": 3'0", 2'8"
S86035-RTLE
8'0": 3'0", 2'8"

Low-E / Clear Internal Blinds



Smooth
S8971-RT
8'0": 3'0", 2'8"
S8971-RTLE
8'0": 3'0", 2'8"

Low-E / Clear



Mahogany
FCM862
8'0": 3'0"
FCM862-LE
8'0": 3'0"


Oak
81929P
8'0": 3'0", 2'8"
81929P-LE
8'0": 3'0", 2'8"
Smooth
S81929P
8'0": 3'0", 2'8"
S81929P-LE
8'0": 3'0", 2'8"


Low-E / Clear



Smooth
S86021
8'0": 3'0", 2'8"
S86021-LE 
8'0": 3'0", 2'8"

Low-E / Clear



Oak
81971P
8'0": 3'0"
81971P-LE 
8'0": 3'0"

Smooth
S830
8'0": 3'0", 2'8"
S830-LE 
8'0": 3'0", 2'8"



Fiber-Classic® & Smooth-Star®
8'0" Craftsman Glass



Smooth-Star, Low-E Glass with SDLs, Door – S84816,
Sidelites – S8000SL

Key

- No Stile Lines
- ◊ Flush-Glazed Glass
- Vented Sidelite
- ◆ Black Nickel
- Brushed Nickel
- ◆ Brass
- ✕ Wrought Iron
- XK.....Reeded
- XG.....Geometric
- XE.....Satin Etch
- XC.....Chord
- XJ.....Chinchilla
- XR.....Rainglass
- XN.....Granite
- ☀ Low-E
- CL.....Clear
- ◀ Flat Frame
- 🔥 20-Minute Fire-Rated

SIMULATED DIVIDED LITES

- ▭ Simulated Divided Lites
- 1 1.125" Flat Simulated Divided Lites
- 2 3.5" Flat Simulated Divided Lites
- 3 4.25" Flat Simulated Divided Lites
- 4 5.5" Flat Simulated Divided Lites
- 5 4.25" & 5.5" Flat Combo Simulated Divided Lites
- 6 1.6" Flat Simulated Divided Lites
- ▶ Removable Wood Grilles
- ◆ Fixed Grilles

FLAT PROFILE GRILLES BETWEEN GLASS

- GBGFW ... Flat White Grilles Between Glass
- GBGFA Flat Almond Grilles Between Glass
- GBGFB..... Flat Bronze Grilles Between Glass
- GBGFK..... Flat Black Grilles Between Glass

CONTOUR PROFILE GRILLES BETWEEN GLASS

- GBGCW ... Contour White Grilles Between Glass
- GBGCA Contour Almond Grilles Between Glass
- GBGCB.... Contour Bronze Grilles Between Glass
- GBGCK.... Contour Black Grilles Between Glass

Sedona



Smooth
S8604 ◆ ■ ■ ■
8'0": 3'0"

Sedona



Smooth
S82650-FF ◆ ■ ■
8'0": 3'0"

Maple Park.



Smooth
S8609 ◆ ■ ■ ■
8'0": 3'0"

Maple Park.



Smooth
S82630-FF ◆ ■ ■ ■
8'0": 3'0"

Saratoga.



Smooth
S8602 ◆ ■ ■ ■
8'0": 3'0"

Saratoga.



Smooth
S82660-FF ◆ ■ ■ ■
8'0": 3'0"

Pembridge.



Smooth
S82640-FF ◆ ■ ■
8'0": 3'0"

Axis.



Smooth
S81650 ◆ ■ ■
8'0": 3'0"

Fiber-Classic® & Smooth-Star® 8'0" Craftsman Glass

Key

- No Stile Lines
- Flush-Glazed Glass
- Vented Sidelite
- Black Nickel
- Brushed Nickel
- Brass
- Wrought Iron
- XK.....Reeded
- XG.....Geometric
- XE.....Satin Etch
- XC.....Chord
- XJ.....Chinchilla
- XR.....Rainglass
- XN.....Granite
- Low-E
- CL.....Clear
- Flat Frame
- 20-Minute Fire-Rated

SIMULATED DIVIDED LITES

-  Simulated Divided Lites
- 1.125" Flat Simulated Divided Lites
- 3.5" Flat Simulated Divided Lites
- 4.25" Flat Simulated Divided Lites
- 5.5" Flat Simulated Divided Lites
- 4.25" & 5.5" Flat Combo Simulated Divided Lites
- 1.6" Flat Simulated Divided Lites
- Removable Wood Grilles
- Fixed Grilles

FLAT PROFILE GRILLES BETWEEN GLASS

- GBGFW ...Flat White Grilles Between Glass
- GBGFA.....Flat Almond Grilles Between Glass
- GBGFB.....Flat Bronze Grilles Between Glass
- GBGFK.....Flat Black Grilles Between Glass

CONTOUR PROFILE GRILLES BETWEEN GLASS

- GBGCW ...Contour White Grilles Between Glass
- GBGCA.....Contour Almond Grilles Between Glass
- GBGCB.....Contour Bronze Grilles Between Glass
- GBGCK.....Contour Black Grilles Between Glass

Axis



Smooth
S82620-FF  

Privacy SDL

Smooth



Chinchilla
S8605XJ-SDL 

Chord
S8605XC-SDL 
8'0": 3'0"

Granite
S8605XN-SDL 
8'0": 3'0"

Rainglass
S8605XR-SDL 
8'0": 3'0"

Satin Etch
S8605XE-SDL 
8'0": 3'0"

Privacy SDL

Smooth



Chinchilla
S8606XJ-SDL 

Chord
S8606XC-SDL 
8'0": 3'0"


Granite
S8606XN-SDL 
8'0": 3'0"

Rainglass
S8606XR-SDL 
8'0": 3'0"


Satin Etch
S8606XE-SDL 
8'0": 3'0"

Privacy SDL

Smooth



Chinchilla
S8607XJ-SDL 

Chord
S8607XC-SDL 
8'0": 3'0"

Granite
S8607XN-SDL 
8'0": 3'0"

Rainglass
S8607XR-SDL 
8'0": 3'0"

Satin Etch
S8607XE-SDL 
8'0": 3'0"

Privacy SDL

Smooth



Chinchilla
S8608XJ-SDL 

Chord
S8608XC-SDL 
8'0": 3'0"

Granite
S8608XN-SDL 
8'0": 3'0"

Rainglass
S8608XR-SDL 
8'0": 3'0"

Satin Etch
S8608XE-SDL 
8'0": 3'0"

Privacy

Smooth



Chinchilla
S8600XJ 

Chord
S8600XC
8'0": 3'0"

Granite
S8600XN
8'0": 3'0"

Rainglass
S8600XR
8'0": 3'0"


Satin Etch
S8600XE
8'0": 3'0"

Privacy

Smooth



Chinchilla
S82610XJ-FF 

Chord
S82610XC-FF 
8'0": 3'0"

Granite
S82610XN-FF 
8'0": 3'0"

Rainglass
S82610XR-FF 
8'0": 3'0"

Satin Etch
S82610XE-FF 
8'0": 3'0"

Low-E SDL



Smooth
S84812-SDLF1LE  
8'0": 3'0", 2'8"


Low-E SDL



Smooth
S84813-SDLF1LE   
8'0": 3'0", 2'8"

Low-E SDL



Smooth
S84814-SDLF1LE   
8'0": 3'0", 2'8"




Low-E SDL



Smooth
S84816-SDLF1LE   
8'0": 3'0", 2'8"

Low-E SDL



Smooth
S8605-SDLLE   
8'0": 3'0"

Note: Product images show exterior

Low-E SDL




Smooth
S8606-SDLLE ☀️ 🚩
8'0": 3'0"

Low-E SDL



Smooth
S8607-SDLLE ☀️ 🚩
8'0": 3'0"

Low-E SDL



Smooth
S8608-SDLLE ☀️ 🚩
8'0": 3'0"

Low-E



Smooth
S84810-LE ☀️ 🔥
8'0": 3'0", 2'8"

Low-E



Smooth
S8601-LE ☀️
8'0": 3'0"

Low-E



Smooth
S82610-FFLE ☀️ 🚩
8'0": 3'0"



Smooth-Star, Low-E Glass with SDLs, Door – S84812, Surround – TDS-FLTFLT

Fiber-Classic® & Smooth-Star® 8'0" Minimal Glass



Kensington glass

Key

- No Stile Lines
- Flush-Glazed Glass
- Vented Sidelite
- ◆ Black Nickel
- Brushed Nickel
- ◆ Brass
- ✕ Wrought Iron
- XK..... Reeded
- XG..... Geometric
- XE..... Satin Etch
- XC..... Chord
- XJ..... Chinchilla
- XR..... Rainglass
- XN..... Granite
- ☀ Low-E
- CL..... Clear
- ▤ Flat Frame
- 🔥 20-Minute Fire-Rated

SIMULATED DIVIDED LITES

- ▤ Simulated Divided Lites
- 1 1.125" Flat Simulated Divided Lites
- 2 3.5" Flat Simulated Divided Lites
- 3 4.25" Flat Simulated Divided Lites
- 4 5.5" Flat Simulated Divided Lites
- 5 4.25" & 5.5" Flat Combo Simulated Divided Lites
- 6 1.6" Flat Simulated Divided Lites
- ▤ Removable Wood Grilles
- ◆ Fixed Grilles

FLAT PROFILE GRILLES BETWEEN GLASS

- GBGFW ... Flat White Grilles Between Glass
- GBGFA Flat Almond Grilles Between Glass
- GBGFB..... Flat Bronze Grilles Between Glass
- GBGFK..... Flat Black Grilles Between Glass

CONTOUR PROFILE GRILLES BETWEEN GLASS

- GBGCW ... Contour White Grilles Between Glass
- GBGCA Contour Almond Grilles Between Glass
- GBGCB..... Contour Bronze Grilles Between Glass
- GBGCK..... Contour Black Grilles Between Glass

Blackstone.



Smooth
S83143 ◆ ■ ■ ■
8'0": 3'0", 2'8"

Oak
FC86243 ◆ ■ ■ ■
8'0": 3'0"

Crystalline.



Smooth
S83141 ■ ■ ■ ■
8'0": 3'0", 2'8"

Oak
FC86241 ■ ■ ■ ■
8'0": 3'0"

Salinas.



Oak
FC86253 ✕
8'0": 3'0"

Maple Park.



Oak
FC8736 ◆
8'0": 3'0", 2'8"

Smooth
S8736 ◆
8'0": 3'0", 2'8"

Mahogany
FCM8736 ◆
8'0": 3'0"

Maple Park.



Smooth
S83155 ◆ ■ ■ ■
8'0": 3'0", 2'8"

Oak
FC86255 ◆
8'0": 3'0"

Saratoga.



Oak
FC8707 ◆
8'0": 3'0", 2'8"

Smooth
S8707 ◆
8'0": 3'0", 2'8"

Mahogany
FCM8707 ◆
8'0": 3'0"

Saratoga.



Smooth
S83154 ◆ ■ ■ ■
8'0": 3'0", 2'8"

Wellesley.



Smooth
S83149 ■ ■ ■ ■
8'0": 3'0", 2'8"

Concorde-



Oak
FC8735 ♦
8'0": 3'0", 2'8"

Smooth
S8735 ♦ ■ ■ ■
8'0": 3'0", 2'8"

Mahogany
FCM8735 ♦
8'0": 3'0"

Concorde-



Smooth
S83147 ♦ ■ ■ ■
8'0": 3'0", 2'8"

Kensington-



Smooth
S83142 ♦ ■ ■ ■
8'0": 3'0", 2'8"

Axis-



Smooth
S81645 ♦
8'0": 3'0", 2'8", 2'6" N

Frosted Images-



Smooth
S83145
8'0": 3'0", 2'8"

Privacy Mahogany



Satin Etch
FCM861XE
8'0": 3'0"

Privacy Oak



Satin Etch
FC861XE
8'0": 3'0", 2'8"

Privacy Smooth



Chord
S896XC
8'0": 3'0", 2'8", 2'6" N

Granite
S896XN
8'0": 3'0", 2'8", 2'6" N

Rainglass
S896XR
8'0": 3'0", 2'8", 2'6" N

Satin Etch
S896XE
8'0": 3'0", 2'8", 2'6" N

Chincilla
S896XJ
8'0": 3'0", 2'8", 2'6" N

Privacy Smooth



Rainglass
S83120XR
8'0": 3'0", 2'8"

Satin Etch
S83120XE
8'0": 3'0", 2'8"

Flat Bar Grilles Between Glass



Smooth
S831203-GBGFA
8'0": 3'0", 2'8"
S831203-GBGFW
8'0": 3'0", 2'8"

S831203-GBGFWE ✨
8'0": 3'0", 2'8"

Flat Bar Grilles Between Glass



Smooth
S8141-GBGFA
8'0": 3'0", 2'8"

Fixed Grilles



Smooth
S8704-FXG ♦
8'0": 3'0", 2'8"

Fixed Grilles



Smooth
S8317-FXG ♦
8'0": 3'0", 2'8"

Fixed Grilles



Smooth
S831203-FXG ♦
8'0": 3'0", 2'8"
S831203-FXGLE ✨ ♦
8'0": 3'0", 2'8"

Low-E / Clear



Oak
FC8708-LE ✨
8'0": 3'0", 2'8"

Smooth
S8708
8'0": 3'0", 2'8"
S8708-LE ✨
8'0": 3'0", 2'8"

Low-E / Clear




Oak
FC861
8'0": 3'0", 2'8"
FC861-LE ✨
8'0": 3'0", 2'8"

Smooth
S896
8'0": 3'0", 2'8", 2'6" N
S896-LE ✨
8'0": 3'0", 2'8", 2'6" N

Mahogany
FCM861
8'0": 3'0"
FCM861-LE ✨
8'0": 3'0"

Clear 1 Lite No Grid



Smooth
S83120
8'0": 3'0", 2'8"
S83120-LE 
8'0": 3'0", 2'8"

Oak
FC86220
8'0": 3'0"
FC86220-LE 
8'0": 3'0"



Fiber-Classic® & Smooth-Star®
8'0" Solid Panel

8'0" Solid Panel



Smooth-Star Door – S81100; Low-E Glass, Sidelite – S800SL.

Key

- No Stile Lines
- ◊ Flush-Glazed Glass
- Vented Sidelite
- ◆ Black Nickel
- Brushed Nickel
- ◆ Brass
- ✕ Wrought Iron
- XK.....Reeded
- XG.....Geometric
- XE.....Satin Etch
- XC.....Chord
- XJ.....Chinchilla
- XR.....Rainglass
- XN.....Granite
- ☀ Low-E
- CL.....Clear
- ▤ Flat Frame
- 🔥 20-Minute Fire-Rated

SIMULATED DIVIDED LITES

- ▤ Simulated Divided Lites
- 1 1.125" Flat Simulated Divided Lites
- 2 3.5" Flat Simulated Divided Lites
- 3 4.25" Flat Simulated Divided Lites
- 4 5.5" Flat Simulated Divided Lites
- 5 4.25" & 5.5" Flat Combo Simulated Divided Lites
- 6 1.6" Flat Simulated Divided Lites
- ▶ Removable Wood Grilles
- ◆ Fixed Grilles

FLAT PROFILE GRILLES BETWEEN GLASS

- GBGFW ... Flat White Grilles Between Glass
- GBGFA Flat Almond Grilles Between Glass
- GBGFB..... Flat Bronze Grilles Between Glass
- GBGFK..... Flat Black Grilles Between Glass

CONTOUR PROFILE GRILLES BETWEEN GLASS

- GBGCW ... Contour White Grilles Between Glass
- GBGCA Contour Almond Grilles Between Glass
- GBGCB.... Contour Bronze Grilles Between Glass
- GBGCK..... Contour Black Grilles Between Glass

1 Panel Shaker



Smooth
S81100
8'0": 3'0", 2'8"

2 Panel Craftsman Shaker



Smooth
S84800
8'0": 3'0"

2 Panel Square Top Shaker



Smooth
S8120
8'0": 3'0", 2'8"

Flush Panel



Oak
S81000
8'0": 3'0", 2'8"

Smooth
S81000
8'0": 3'6", 3'0", 2'10",
2'8", 2'6"

Mahogany
FCM81000
8'0": 3'0"

2 Panel Soft Arch



Smooth
S897
8'0": 3'0"

2 Panel Plank Soft Arch



Smooth
S8201
8'0": 3'0"

3 Panel



Smooth
S831
8'0": 3'0", 2'8"

6 Panel



Oak
FC860
8'0": 3'0", 2'8"

Smooth
S810
8'0": 3'0", 2'8", 2'6" N

Oak
FC862
8'0": 3'0"

Mahogany
FCM860
8'0": 3'0"

Note: Product images show exterior side of door.

2 Panel Square Top



Smooth
S8200
8'0": 3'0", 2'8"

2 Panel Craftsman




Smooth
S8600
8'0": 3'0"

1 Panel Shaker -
20-Minute



Smooth
SSF81100
8'0": 3'0"

2 Panel Craftsman Shaker
- 20-Minute



Smooth
SSF84800
8'0": 3'0"



Fiber-Classic® & Smooth-Star® 8'0" Full Glass Sidelites



Smooth-Star, Axis Glass, Door – S81652, Sidelite – S81652SL

Key

- No Stile Lines
- ◊ Flush-Glazed Glass
- Vented Sidelite
- ◆ Black Nickel
- Brushed Nickel
- ◆ Brass
- ✕ Wrought Iron
- XK.....Reeded
- XG.....Geometric
- XE.....Satin Etch
- XC.....Chord
- XJ.....Chinchilla
- XR.....Rainglass
- XN.....Granite
- ☀ Low-E
- CL.....Clear
- ▤ Flat Frame
- 🔥 20-Minute Fire-Rated

SIMULATED DIVIDED LITES

- ▤ Simulated Divided Lites
- 1 1.125" Flat Simulated Divided Lites
- 2 3.5" Flat Simulated Divided Lites
- 3 4.25" Flat Simulated Divided Lites
- 4 5.5" Flat Simulated Divided Lites
- 5 4.25" & 5.5" Flat Combo Simulated Divided Lites
- 6 1.6" Flat Simulated Divided Lites
- ▤ Removable Wood Grilles
- ◆ Fixed Grilles

FLAT PROFILE GRILLES BETWEEN GLASS

- GBGFW ... Flat White Grilles Between Glass
- GBGFA Flat Almond Grilles Between Glass
- GBGFB..... Flat Bronze Grilles Between Glass
- GBGFK..... Flat Black Grilles Between Glass

CONTOUR PROFILE GRILLES BETWEEN GLASS

- GBGCW ... Contour White Grilles Between Glass
- GBGCA Contour Almond Grilles Between Glass
- GBGCB.... Contour Bronze Grilles Between Glass
- GBGCK.... Contour Black Grilles Between Glass

Crystalline-



Smooth
S814SL ■■
8'0": 14", 12"

Crystalline-



Smooth
S84586SL ■■
8'0": 12"

Salinas-



Smooth
S85893SL ✕
8'0": 14", 12"

Salinas-



Smooth
S85931SL ✕
8'0": 12"

Axis-



Smooth
S81652SL ◆
8'0": 14", 12"
S81652SL-FF ◆◆
8'0": 14", 12"

Axis-



Smooth
S81651SL ◆●
8'0": 14", 12"
S81651SL-FF ◆◆
8'0": 12"

Privacy Smooth



Satin Etch
S8000XESL ◊
8'0": 14", 12"

Privacy Smooth



Chinchilla
S8601XJSL
8'0": 14", 12"

Chord
S8601XCSSL
8'0": 14", 12"
S8601XCSSL-FF
8'0": 14", 12"

Geometric
S8601XGSSL-FF
8'0": 14", 12"

Privacy Smooth



- Rainglass**
S8601XRSL-FF
8'0": 14", 12"

- Satin Etch**
S8601XESL
8'0": 14", 12"

- S8601XESL-FF
8'0": 14", 12"

Granite
S8601XNSL-FF
8'0": 14", 12"

Privacy Smooth



- Chord**
S81086XCSSL
8'0": 12"
S81086XCSSL-FF
8'0": 14", 12"

- Geometric**
S81086XGSL-FF
8'0": 12"

Chincilla
S81086XJSL
8'0": 12"

Privacy Smooth



- Rainglass**
S81086XRSL-FF
8'0": 12"

- Satin Etch**
S81086XESL
8'0": 12"

- S81086XESL-FF
8'0": 12"

Granite
S81086XNSL-FF
8'0": 12"

Flat Bar Grilles Between Glass



Smooth
S808SL-GBGFW
8'0": 14", 12"

Flat Bar Grilles Between Glass



Smooth
S81186SL-GBGFW
8'0": 12"

Fixed Grilles



Smooth
S808SL-FXG
8'0": 14", 12"

Fixed Grilles



Smooth
S81186SL-FXG
8'0": 12"

Low-E



Smooth
S8000SL-LE
8'0": 14", 12"

Low-E / Clear



- Smooth**
S8601SL
8'0": 14", 12"

- S8601SL-FF
8'0": 14", 12"

- S8601SL-FFLE
8'0": 14", 12"

- S8601SL-LE
8'0": 14", 12"

Oak
81200PSL-LE
8'0": 14", 12"

Low-E / Clear



- Smooth**
S81086SL
8'0": 12"

- S81086SL-FF
8'0": 14", 12"

- S81086SL-FFLE
8'0": 14", 12"

- S81086SL-LE
8'0": 12"

Oak
81200SL-FFLE
8'0": 14"

Fiber-Classic® & Smooth-Star® 8'0" 3/4 Glass Sidelites



Smooth-Star, Clear Glass with SDLs, Door – S82106, Sidelites – S881SL, Finish – Alpine

Key

- No Stile Lines
- ◊ Flush-Glazed Glass
- Vented Sidelite
- ◆ Black Nickel
- Brushed Nickel
- ◆ Brass
- ✕ Wrought Iron
- XK.....Reeded
- XG.....Geometric
- XE.....Satin Etch
- XC.....Chord
- XJ.....Chinchilla
- XR.....Rainglass
- XN.....Granite
- ☀ Low-E
- CL.....Clear
- ▤ Flat Frame
- 🔥 20-Minute Fire-Rated

SIMULATED DIVIDED LITES

- ▤ Simulated Divided Lites
- 1 1.125" Flat Simulated Divided Lites
- 2 3.5" Flat Simulated Divided Lites
- 3 4.25" Flat Simulated Divided Lites
- 4 5.5" Flat Simulated Divided Lites
- 5 4.25" & 5.5" Flat Combo Simulated Divided Lites
- 6 1.6" Flat Simulated Divided Lites
- ▤ Removable Wood Grilles
- ◆ Fixed Grilles

FLAT PROFILE GRILLES BETWEEN GLASS

- GBGFW ... Flat White Grilles Between Glass
- GBGFA Flat Almond Grilles Between Glass
- GBGFB..... Flat Bronze Grilles Between Glass
- GBGFK..... Flat Black Grilles Between Glass

CONTOUR PROFILE GRILLES BETWEEN GLASS

- GBGCW ... Contour White Grilles Between Glass
- GBGCA Contour Almond Grilles Between Glass
- GBGCB..... Contour Bronze Grilles Between Glass
- GBGCK..... Contour Black Grilles Between Glass

Blackstone.



Smooth
S894SL ◆ ■ ■ ■
8'0": 14", 12"

Oak
81952PSL ◆ ■ ■ ■
8'0": 14", 12"

Crystalline.



Smooth
S888SL ◆ ■ ■ ■
8'0": 14", 12"

Oak
81953PSL ◆ ■ ■ ■
8'0": 14", 12"

Sedona.



Smooth
S887SL ◆ ■ ■ ■
8'0": 14", 12"

Oak
81954PSL ◆ ■ ■ ■
8'0": 14", 12"

Salinas.



Smooth
S895SL ✕ ■ ■ ■
8'0": 14", 12"

Oak
81955PSL ✕ ■ ■ ■
8'0": 14", 12"

Maple Park.



Smooth
S85898SL ◆ ■ ■ ■
8'0": 14", 12"

Oak
81957PSL ◆ ■ ■ ■
8'0": 14", 12"

Saratoga.



Smooth
S891SL ◆ ■ ■ ■
8'0": 14", 12"

Oak
81956PSL ◆ ■ ■ ■
8'0": 14", 12"


Wellesley-



Smooth
S892SL ◆ ■ ■ ■
8'0": 14", 12"

Oak
81959PSL ◆ ■ ■ ■
8'0": 14", 12"

Riserva.



Smooth
FC8545SL ✕ ■ ■ ■
8'0": 14", 12"

Oak
FC8545SL ✕ ■ ■ ■
8'0": 14", 12"

Concorde-



Smooth
S85902SL ◆
8'0": 14", 12"

Oak
81960PSL ◆
8'0": 14", 12"

Kensington-



Smooth
S902SL ◆
8'0": 14", 12"

Oak
81961PSL ◆
8'0": 14", 12"

Pembridge-



Oak
FC86580SL ◆
8'0": 14", 12"

Axis-



Smooth
S81646SL ◆
8'0": 14", 12"

Oak
FC81646SL ◆
8'0": 14", 12"

Privacy

Oak



Chord
81943PXCSL
8'0": 14", 12"

Rainglass
81943PXRSL
8'0": 14", 12"

Satin Etch
81943PXESL
8'0": 14", 12"

Chincilla
81943PXJSL
8'0": 14", 12"

Privacy

Smooth



Chord
S880XCSSL
8'0": 14", 12"

Granite
S880XNSL
8'0": 14", 12"

Rainglass
S880XRSL
8'0": 14", 12"

Satin Etch
S880XESL
8'0": 14", 12"

Chincilla
S880XJSL
8'0": 14", 12"

Low-E / Clear SDL



Smooth
S8207SL-SDL
8'0": 12"

S8207SL-SDLLE ✨
8'0": 12"

Low-E / Clear SDL



Oak
81949PSL-SDL
8'0": 12"

81949PSL-SDLLE ✨
8'0": 12"

Flat Bar Grilles Between Glass



Smooth
S881SL-GBGFW
8'0": 14", 12"
S881SL-GBGFWLE
8'0": 14", 12"

Oak
81946PSL-GBGFWLE ✨
8'0": 14", 12"

Fixed Grilles



Smooth
S881SL-FXG ◆
8'0": 14", 12"
S881SL-FXGLE ✨ ◆
8'0": 14", 12"

Low-E / Clear Internal Blinds



Smooth
S8682SL-RT
8'0": 14", 12"
S8682SL-RTLE ✨
8'0": 14", 12"

Oak
81964PSL-RTLE ✨
8'0": 14", 12"

Low-E / Clear



Smooth
S880SL
8'0": 14", 12"
S880SL-LE ✨
8'0": 14", 12"

Oak
81943PSL
8'0": 14", 12"
81943PSL-LE ✨
8'0": 14", 12"

Fiber-Classic® & Smooth-Star®
8'0" 1/2 Glass & Craftsman Sidelites



Smooth-Star, Maple Park Glass, Door – S81939P, Sidelites – S85918SL

Key

- No Stile Lines
- Flush-Glazed Glass
- Vented Sidelite
- ◆ Black Nickel
- Brushed Nickel
- ◆ Brass
- ✕ Wrought Iron
- XK.....Reeded
- XG.....Geometric
- XE.....Satin Etch
- XC.....Chord
- XJ.....Chinchilla
- XR.....Rainglass
- XN.....Granite
- ☀ Low-E
- CL.....Clear
- ▤ Flat Frame
- 🔥 20-Minute Fire-Rated

SIMULATED DIVIDED LITES

- ▤ Simulated Divided Lites
- 1 1.125" Flat Simulated Divided Lites
- 2 3.5" Flat Simulated Divided Lites
- 3 4.25" Flat Simulated Divided Lites
- 4 5.5" Flat Simulated Divided Lites
- 5 4.25" & 5.5" Flat Combo Simulated Divided Lites
- 6 1.6" Flat Simulated Divided Lites
- ▤ Removable Wood Grilles
- ◆ Fixed Grilles

FLAT PROFILE GRILLES BETWEEN GLASS

- GBGFW ... Flat White Grilles Between Glass
- GBGFA Flat Almond Grilles Between Glass
- GBGFB..... Flat Bronze Grilles Between Glass
- GBGFK..... Flat Black Grilles Between Glass

CONTOUR PROFILE GRILLES BETWEEN GLASS

- GBGCW ... Contour White Grilles Between Glass
- GBGCA Contour Almond Grilles Between Glass
- GBGCB..... Contour Bronze Grilles Between Glass
- GBGCK..... Contour Black Grilles Between Glass

Blackstone.



Smooth
S85912SL ◆ ■ ■ ■
8'0": 14", 12"

Oak
81933PSL ◆
8'0": 14", 12"

Salinas.



Smooth
S85916SL ✕
8'0": 14", 12"

Maple Park.



Smooth
S85918SL ◆
8'0": 14", 12"

Oak
81939PSL ◆
8'0": 14", 12"

Saratoga.



Smooth
S85917SL ◆
8'0": 14", 12"

Oak
81938PSL ◆
8'0": 14", 12"

Wellesley-



Smooth
S85922SL ◆ ■ ■ ■
8'0": 14", 12"

Oak
81941PSL ◆ ■ ■ ■
8'0": 14", 12"

Concorde.



Smooth
S85920SL ◆ ■ ■ ■
8'0": 14", 12"

Kensington-



Smooth
S867SL ■ ■ ■ ■
8'0": 14", 12"

Oak
FC8867SL ◆ ■ ■ ■
8'0": 14", 12"

Axis.



Smooth
S81654SL ◆
8'0": 14", 12"

Privacy
Oak



Rainglass
81929PXRSL
8'0": 14", 12"

Low-E / Clear



Smooth
S85910SL
8'0": 14", 12"
S85910SL-LE ☀️
8'0": 14", 12"

Oak
81929PSL
8'0": 14", 12"
81929PSL-LE ☀️
8'0": 14", 12"

Craftsman Sidelites

Low-E SDL



Smooth
S84812SL-SDLF1LE 🔥 ☀️ 🏠
8'0": 14", 12"

Low-E



Smooth
S84810SL-LE 🔥 ☀️
8'0": 14", 12"



Smooth-Star, Clear Glass with SDLs, Door – S82103, Sidelites – S8000SL

8'0" Pulse.
Mahogany, Oak and Smooth Fiberglass



Pulse Ari, Axis Glass with Scrolled Lite Frame, Door – S83AX,
©TheHouseDesigners.com

Key

- No Stile Lines
- ◊ Flush-Glazed Glass
- Vented Sidelite
- ◆ Black Nickel
- Brushed Nickel
- ◆ Brass
- ✕ Wrought Iron
- XK.....Reeded
- XG.....Geometric
- XE.....Satin Etch
- XC.....Chord
- XJ.....Chinchilla
- XR.....Rainglass
- XN.....Granite
- ☀ Low-E
- CL.....Clear
- └ Flat Frame
- 🔥 20-Minute Fire-Rated

SIMULATED DIVIDED LITES

- ▭ Simulated Divided Lites
- 1 1.125" Flat Simulated Divided Lites
- 2 3.5" Flat Simulated Divided Lites
- 3 4.25" Flat Simulated Divided Lites
- 4 5.5" Flat Simulated Divided Lites
- 5 4.25" & 5.5" Flat Combo Simulated Divided Lites
- 6 1.6" Flat Simulated Divided Lites
- Removable Wood Grilles
- ◆ Fixed Grilles

FLAT PROFILE GRILLES BETWEEN GLASS

- GBGFW ... Flat White Grilles Between Glass
- GBGFA Flat Almond Grilles Between Glass
- GBGFB..... Flat Bronze Grilles Between Glass
- GBGFK..... Flat Black Grilles Between Glass

CONTOUR PROFILE GRILLES BETWEEN GLASS

- GBGCW ... Contour White Grilles Between Glass
- GBGCA Contour Almond Grilles Between Glass
- GBGCB.... Contour Bronze Grilles Between Glass
- GBGCK..... Contour Black Grilles Between Glass

Sedona

Oak
FC83SN ◆
8'0": 3'0", 2'8"

Smooth
S83SN ◆ ■
8'0": 3'6", 3'0",
2'10", 2'8"

S83SN-FF ◆ └
8'0": 3'6", 3'0",
2'10", 2'8"

Mahogany
FCM83SN ◆
8'0": 3'0"

Saratoga

Oak
FC83SG ◆
8'0": 3'0", 2'8"

FC83SG-FF ◆ └
8'0": 3'0", 2'8"

Smooth
S83SG ◆ ■
8'0": 3'6", 3'0",
2'10", 2'8"

S83SG-FF ◆ └ ■
8'0": 3'6", 3'0",
2'10", 2'8"

Mahogany
FCM83SG ◆
8'0": 3'0"

FCM83SG-FF ◆ └
8'0": 3'0"

Pembridge



Smooth
S83PB-FF ◆ └
8'0": 3'6", 3'0", 2'10", 2'8"

Axis

Oak
FC83AX ◆
8'0": 3'0", 2'8"

FC83AX-FF ◆ └
8'0": 3'0", 2'8"

Smooth
S83AX ◆ ■
8'0": 3'6", 3'0",
2'10", 2'8"

S83AX-FF ◆ └ ■
8'0": 3'6", 3'0",
2'10", 2'8"

Mahogany
FCM83AX ◆
8'0": 3'0"

FCM83AX-FF ◆ └
8'0": 3'0"

Privacy

Mahogany

Chord
FCM83XC ◆
8'0": 3'0"

Granite
FCM83XN ◆
8'0": 3'0"

FCM83XN-FF ◆ └
8'0": 3'0"

Rainglass
FCM83XR ◆
8'0": 3'0"

FCM83XR-FF ◆ └
8'0": 3'0"

Chinchilla
FCM83XJ-FF ◆ └
8'0": 3'0"

Privacy

Oak

Chord
FC83XC ◆
8'0": 3'0", 2'8"

Granite
FC83XN ◆
8'0": 3'0", 2'8"

FC83XN-FF ◆ └
8'0": 3'0", 2'8"

Rainglass
FC83XR ◆
8'0": 3'0", 2'8"

FC83XR-FF ◆ └
8'0": 3'0", 2'8"

Chinchilla
FC83XJ-FF ◆ └
8'0": 3'0", 2'8"

Privacy

Smooth

Chord
S83XC ◆
8'0": 3'6", 3'0",
2'10", 2'8"

S83XC-FF ◆ └
8'0": 3'6", 3'0",
2'10", 2'8"

Geometric
S83XG-FF ◆ └
8'0": 3'6", 3'0",
2'10", 2'8"

Chinchilla
S83XJ
8'0": 3'6", 3'0", 2'10", 2'8"

S83XJ-FF ◆ └
8'0": 3'6", 3'0", 2'10", 2'8"

Privacy

Smooth

Rainglass
S83XR ◆
8'0": 3'6", 3'0",
2'10", 2'8"

S83XR-FF ◆ └
8'0": 3'6", 3'0",
2'10", 2'8"

Reeded
S83XK-FF ◆ └
8'0": 3'6", 3'0",
2'10", 2'8"

Granite
S83XN
8'0": 3'6", 3'0",
2'10", 2'8"

S83XN-FF ◆ └
8'0": 3'6", 3'0",
2'10", 2'8"

S83XE-FF ◆ └
8'0": 3'6", 3'0",
2'10", 2'8"

Note: Product images show exterior side of door.

8'0" Pulse. Mahogany, Oak and Smooth Fiberglass

Key

- No Stile Lines
- Flush-Glazed Glass
- Vented Sidelite
- ◆ Black Nickel
- Brushed Nickel
- ◆ Brass
- ✕ Wrought Iron
- XK.....Reeded
- XG.....Geometric
- XE.....Satin Etch
- XC.....Chord
- XJ.....Chinchilla
- XR.....Rainglass
- XN.....Granite
- ☀ Low-E
- CL.....Clear
- └ Flat Frame
- 🔥 20-Minute Fire-Rated

SIMULATED DIVIDED LITES

- Simulated Divided Lites
- 1 1.125" Flat Simulated Divided Lites
- 2 3.5" Flat Simulated Divided Lites
- 3 4.25" Flat Simulated Divided Lites
- 4 5.5" Flat Simulated Divided Lites
- 5 4.25" & 5.5" Flat Combo Simulated Divided Lites
- 6 1.6" Flat Simulated Divided Lites
- > Removable Wood Grilles
- ◆ Fixed Grilles


FLAT PROFILE GRILLES BETWEEN GLASS

- GBGFW ... Flat White Grilles Between Glass
- GBGFA.... Flat Almond Grilles Between Glass
- GBGFB.... Flat Bronze Grilles Between Glass
- GBGFK.... Flat Black Grilles Between Glass

CONTOUR PROFILE GRILLES BETWEEN GLASS

- GBGCW ... Contour White Grilles Between Glass
- GBGCA.... Contour Almond Grilles Between Glass
- GBGCB.... Contour Bronze Grilles Between Glass
- GBGCK.... Contour Black Grilles Between Glass

Low-E



Oak
FCM83CL-FFLE ☀
8'0": 3'0", 2'8"

FCM83CL-LE ☀
8'0": 3'0", 2'8"


Smooth
S83CL-FFLE ☀
8'0": 3'6", 3'0", 2'10", 2'8"

S83CL-LE ☀
8'0": 3'6", 3'0", 2'10", 2'8"

Mahogany
FCM83CL-FFLE ☀
8'0": 3'0"


FCM83CL-LE ☀
8'0": 3'0"

Crystalline.



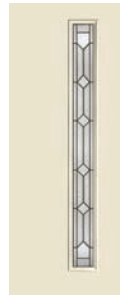
Smooth
S81LBL ■
8'0": 3'6", 3'0", 2'10", 2'8", 2'6"

Crystalline.




Smooth
S81BL ■
8'0": 3'6", 3'0", 2'10", 2'8", 2'6"

Crystalline.




Smooth
S81RBL ■
8'0": 3'6", 3'0", 2'10", 2'8", 2'6"

Salinas.




Smooth
S81LSA ✕
8'0": 3'6", 3'0", 2'10", 2'8", 2'6"

Salinas.



Smooth
S81SA ✕
8'0": 3'6", 3'0", 2'10", 2'8", 2'6"

Salinas.



Smooth
S81RSA ✕
8'0": 3'6", 3'0", 2'10", 2'8", 2'6"

Axis.



Smooth
S81LAX ◆
8'0": 3'6", 3'0", 2'10", 2'8", 2'6"

S81LAX-FF └ ◆
8'0": 3'6", 3'0", 2'10", 2'8", 2'6"

Axis.



Smooth
S81AX ◆
8'0": 3'6", 3'0", 2'10", 2'8", 2'6"

S81AX-FF └ ◆
8'0": 3'6", 3'0", 2'10", 2'8", 2'6"


Axis.



Smooth
S81RAX ◆
8'0": 3'6", 3'0", 2'10", 2'8", 2'6"

S81RAX-FF └ ◆
8'0": 3'6", 3'0", 2'10", 2'8", 2'6"

Privacy Mahogany



Satin Etch
FCM81LXE-FF └
8'0": 3'0"

Geometric
FCM81LXG-FF └
8'0": 3'0"

Privacy Oak



Satin Etch
FC81LXE-FF └
8'0": 3'0", 2'8"

Geometric
FC81LXG-FF └
8'0": 3'0", 2'8"

Privacy Smooth



Chord
S81LXC
8'0": 3'6", 3'0", 2'10", 2'8", 2'6"
S81LXC-FF
8'0": 3'6", 3'0", 2'10", 2'8", 2'6"

Geometric
S81LXG-FF
8'0": 3'6", 3'0", 2'10", 2'8", 2'6"

Chincilla
S81LXJ
8'0": 3'6", 3'0", 2'10", 2'8", 2'6"

Privacy Smooth



Rainglass
S81LXR-FF
8'0": 3'6", 3'0", 2'10", 2'8", 2'6"

Satin Etch
S81LXE
8'0": 3'6", 3'0", 2'10", 2'8", 2'6"
S81LXE-FF
8'0": 3'6", 3'0", 2'10", 2'8", 2'6"

Granite
S81LXN-FF
8'0": 3'6", 3'0", 2'10", 2'8", 2'6"

Privacy Mahogany



Satin Etch
FCM81XE-FF
8'0": 3'0"

Geometric
FCM81XG-FF
8'0": 3'0"

Privacy Oak



Satin Etch
FC81XE-FF
8'0": 3'0", 2'8"

Geometric
FC81XG-FF
8'0": 3'0", 2'8"

Privacy Smooth



Chord
S81XC
8'0": 3'6", 3'0", 2'10", 2'8", 2'6"
S81XC-FF
8'0": 3'6", 3'0", 2'10", 2'8", 2'6"

Geometric
S81XG-FF
8'0": 3'6", 3'0", 2'10", 2'8", 2'6"

Chincilla
S81XJ
8'0": 3'6", 3'0", 2'10", 2'8", 2'6"

Privacy Smooth



Rainglass
S81XR-FF
8'0": 3'6", 3'0", 2'10", 2'8", 2'6"

Satin Etch
S81XE
8'0": 3'6", 3'0", 2'10", 2'8", 2'6"
S81XE-FF
8'0": 3'6", 3'0", 2'10", 2'8", 2'6"

Granite
S81XN-FF
8'0": 3'6", 3'0", 2'10", 2'8", 2'6"

Privacy Mahogany



Satin Etch
FCM81XE-FF
8'0": 3'0"

Geometric
FCM81XG-FF
8'0": 3'0"


Privacy Oak



Satin Etch
FC81XE-FF
8'0": 3'0", 2'8"

Geometric
FC81XG-FF
8'0": 3'0", 2'8"

Privacy Smooth



Chord
S81RXC
8'0": 3'6", 3'0", 2'10", 2'8", 2'6"
S81RXC-FF
8'0": 3'6", 3'0", 2'10", 2'8", 2'6"

Geometric
S81RXG-FF
8'0": 3'6", 3'0", 2'10", 2'8", 2'6"

Chincilla
S81RXJ
8'0": 3'6", 3'0", 2'10", 2'8", 2'6"

Privacy Smooth



Rainglass
S81RXR-FF
8'0": 3'6", 3'0", 2'10", 2'8", 2'6"

Satin Etch
S81RXE
8'0": 3'6", 3'0", 2'10", 2'8", 2'6"
S81RXE-FF
8'0": 3'6", 3'0", 2'10", 2'8", 2'6"

Granite
S81RXN-FF
8'0": 3'6", 3'0", 2'10", 2'8", 2'6"

Low-E / Clear



Oak
FC81LCL-FFLE
8'0": 3'0", 2'8"
FC81LCL-LE
8'0": 3'0", 2'8"

Smooth
S81LCL
8'0": 3'6", 3'0", 2'10", 2'8", 2'6"
S81LCL-FF
8'0": 3'6", 3'0", 2'10", 2'8", 2'6"

Mahogany
FCM81LCL-FFLE
8'0": 3'0"
FCM81LCL-LE
8'0": 3'0"

Low-E / Clear



Oak
FC81LCL-FFLE
8'0": 3'0", 2'8"
FC81LCL-LE
8'0": 3'0", 2'8"

Smooth
S81LCL
8'0": 3'6", 3'0", 2'10", 2'8", 2'6"
S81LCL-FF
8'0": 3'6", 3'0", 2'10", 2'8", 2'6"

Mahogany
FCM81LCL-FFLE
8'0": 3'0"
FCM81LCL-LE
8'0": 3'0"

Low-E / Clear



Oak
FC81RCL-FFLE
8'0": 3'0", 2'8"
FC81RCL-LE
8'0": 3'0", 2'8"

Smooth
S81RCL
8'0": 3'6", 3'0", 2'10", 2'8", 2'6"
S81RCL-FF
8'0": 3'6", 3'0", 2'10", 2'8", 2'6"

Mahogany
FCM81RCL-FFLE
8'0": 3'0"
FCM81RCL-LE
8'0": 3'0"

Axis.



Smooth
S84LAX
8'0": 3'6", 3'0", 2'10", 2'8", 2'6"
S84LAX-FF
8'0": 3'6", 3'0", 2'10", 2'8", 2'6"

Axis.



Smooth
S84AX
8'0": 3'6", 3'0", 2'10", 2'8", 2'6"
S84AX-FF
8'0": 3'6", 3'0", 2'10", 2'8", 2'6"

Axis.



Smooth
S84RAX
8'0": 3'6", 3'0", 2'10", 2'8", 2'6"
S84RAX-FF
8'0": 3'6", 3'0", 2'10", 2'8", 2'6"

8'0" Pulse[®] Mahogany, Oak and Smooth Fiberglass

Key

- No Stile Lines
- Flush-Glazed Glass
- Vented Sidelite
- ◆ Black Nickel
- Brushed Nickel
- ◆ Brass
- ✕ Wrought Iron
- XK.....Reeded
- XG.....Geometric
- XE.....Satin Etch
- XC.....Chord
- XJ.....Chinchilla
- XR.....Rainglass
- XN.....Granite
- ☀ Low-E
- CL.....Clear
- └ Flat Frame
- 🔥 20-Minute Fire-Rated

SIMULATED DIVIDED LITES

- ▢ Simulated Divided Lites
- 1 1.125" Flat Simulated Divided Lites
- 2 3.5" Flat Simulated Divided Lites
- 3 4.25" Flat Simulated Divided Lites
- 4 5.5" Flat Simulated Divided Lites
- 5 4.25" & 5.5" Flat Combo Simulated Divided Lites
- 6 1.6" Flat Simulated Divided Lites
- > Removable Wood Grilles
- ◆ Fixed Grilles


FLAT PROFILE GRILLES BETWEEN GLASS

- GBGFW ... Flat White Grilles Between Glass
- GBGFA.... Flat Almond Grilles Between Glass
- GBGFB.... Flat Bronze Grilles Between Glass
- GBGFK.... Flat Black Grilles Between Glass

CONTOUR PROFILE GRILLES BETWEEN GLASS


- GBGCW ... Contour White Grilles Between Glass
- GBGCA.... Contour Almond Grilles Between Glass
- GBGCB.... Contour Bronze Grilles Between Glass
- GBGCK.... Contour Black Grilles Between Glass

Axis.




Smooth
S85LAX ◆
8'0": 3'6", 3'0", 2'10", 2'8", 2'6"
S85LAX-FF └ ◆
8'0": 3'6", 3'0", 2'10", 2'8", 2'6"

Axis.




Smooth
S85AX ◆
8'0": 3'6", 3'0", 2'10", 2'8", 2'6"
S85AX-FF └ ◆
8'0": 3'6", 3'0", 2'10", 2'8", 2'6"

Axis.




Smooth
S85RAX ◆
8'0": 3'6", 3'0", 2'10", 2'8", 2'6"
S85RAX-FF └ ◆
8'0": 3'6", 3'0", 2'10", 2'8", 2'6"

Axis.



Smooth
S86LAX ◆
8'0": 3'6", 3'0", 2'10", 2'8", 2'6"
S86LAX-FF └ ◆
8'0": 3'6", 3'0", 2'10", 2'8", 2'6"

Axis.




Smooth
S86AX ◆
8'0": 3'6", 3'0", 2'10", 2'8", 2'6"
S86AX-FF └ ◆
8'0": 3'6", 3'0", 2'10", 2'8", 2'6"

Axis.



Smooth
S86RAX ◆
8'0": 3'6", 3'0", 2'10", 2'8", 2'6"
S86RAX-FF └ ◆
8'0": 3'6", 3'0", 2'10", 2'8", 2'6"

Axis.



Smooth
S810LAX ◆
8'0": 3'6", 3'0", 2'10", 2'8", 2'6"
S810LAX-FF └ ◆
8'0": 3'6", 3'0", 2'10", 2'8", 2'6"

Axis.



Smooth
S810AX ◆
8'0": 3'6", 3'0", 2'10", 2'8", 2'6"
S810AX-FF └ ◆
8'0": 3'6", 3'0", 2'10", 2'8", 2'6"

Axis.




Smooth
S810RAX ◆
8'0": 3'6", 3'0", 2'10", 2'8", 2'6"
S810RAX-FF └ ◆
8'0": 3'6", 3'0", 2'10", 2'8", 2'6"

Axis.



Smooth
S811LAX ◆
8'0": 3'6", 3'0", 2'10", 2'8", 2'6"
S811LAX-FF └ ◆
8'0": 3'6", 3'0", 2'10", 2'8", 2'6"

Axis.



Smooth
S811AX ◆
8'0": 3'6", 3'0", 2'10", 2'8", 2'6"
S811AX-FF └ ◆
8'0": 3'6", 3'0", 2'10", 2'8", 2'6"


Axis.



Smooth
S811RAX ◆
8'0": 3'6", 3'0", 2'10", 2'8", 2'6"
S811RAX-FF └ ◆
8'0": 3'6", 3'0", 2'10", 2'8", 2'6"

Note: Product images show exterior
132 side of door.

Privacy Mahogany



Satin Etch
FCM84LXE
8'0": 3'0"
FCM84LXE-FF
8'0": 3'0"

Privacy Oak



Satin Etch
FC84LXE
8'0": 3'0", 2'8"
FC84LXE-FF
8'0": 3'0", 2'8"

Privacy Smooth



Chord
S84LXC
8'0": 3'6", 3'0", 2'10",
2'8", 2'6"
S84LXC-FF
8'0": 3'6", 3'0", 2'10",
2'8", 2'6"
Geometric
S84LXG-FF
8'0": 3'6", 3'0", 2'10",
2'8", 2'6"

Chincilla
S84LXJ
8'0": 3'6", 3'0", 2'10", 2'8", 2'6"
S84LXJ-FF
8'0": 3'6", 3'0", 2'10", 2'8", 2'6"


Privacy Smooth



Rainglass
S84LXR
8'0": 3'6", 3'0", 2'10",
2'8", 2'6"
S84LXR-FF
8'0": 3'6", 3'0", 2'10",
2'8", 2'6"
Satin Etch
S84LXE
8'0": 3'6", 3'0", 2'10",
2'8", 2'6"
S84LXE-FF
8'0": 3'6", 3'0", 2'10",
2'8", 2'6"

Granite
S84LXN
8'0": 3'6", 3'0", 2'10", 2'8", 2'6"
S84LXN-FF
8'0": 3'6", 3'0", 2'10", 2'8", 2'6"

Privacy Mahogany



Satin Etch
FCM84XE
8'0": 3'0"
FCM84XE-FF
8'0": 3'0"

Privacy Oak



Satin Etch
FC84XE
8'0": 3'0", 2'8"
FC84XE-FF
8'0": 3'0", 2'8"

Privacy Smooth



Chord
S84XC
8'0": 3'6", 3'0", 2'10",
2'8", 2'6"
S84XC-FF
8'0": 3'6", 3'0", 2'10",
2'8", 2'6"
Geometric
S84XG-FF
8'0": 3'6", 3'0", 2'10",
2'8", 2'6"

Chincilla
S84XJ
8'0": 3'6", 3'0", 2'10", 2'8", 2'6"
S84XJ-FF
8'0": 3'6", 3'0", 2'10", 2'8", 2'6"

Privacy Smooth



Rainglass
S84XR
8'0": 3'6", 3'0", 2'10",
2'8", 2'6"
S84XR-FF
8'0": 3'6", 3'0", 2'10",
2'8", 2'6"
Satin Etch
S84XE
8'0": 3'6", 3'0", 2'10",
2'8", 2'6"
S84XE-FF
8'0": 3'6", 3'0", 2'10",
2'8", 2'6"

Granite
S84XN
8'0": 3'6", 3'0", 2'10", 2'8", 2'6"
S84XN-FF
8'0": 3'6", 3'0", 2'10", 2'8", 2'6"

Privacy Mahogany



Satin Etch
FCM84RXE
8'0": 3'0"
FCM84RXE-FF
8'0": 3'0"

Privacy Oak



Satin Etch
FC84RXE
8'0": 3'0", 2'8"
FC84RXE-FF
8'0": 3'0", 2'8"

Privacy Smooth



Chord
S84RXC
8'0": 3'6", 3'0", 2'10",
2'8", 2'6"
S84RXC-FF
8'0": 3'6", 3'0", 2'10",
2'8", 2'6"
Geometric
S84RXG-FF
8'0": 3'6", 3'0", 2'10",
2'8", 2'6"

Chincilla
S84RXJ
8'0": 3'6", 3'0", 2'10", 2'8", 2'6"
S84RXJ-FF
8'0": 3'6", 3'0", 2'10", 2'8", 2'6"


Privacy Smooth



Rainglass
S84R XR
8'0": 3'6", 3'0", 2'10",
2'8", 2'6"
S84R XR-FF
8'0": 3'6", 3'0", 2'10",
2'8", 2'6"
Satin Etch
S84RXE
8'0": 3'6", 3'0", 2'10",
2'8", 2'6"
S84RXE-FF
8'0": 3'6", 3'0", 2'10",
2'8", 2'6"

Granite
S84RXN
8'0": 3'6", 3'0", 2'10", 2'8", 2'6"
S84RXN-FF
8'0": 3'6", 3'0", 2'10", 2'8", 2'6"

Privacy Mahogany



Satin Etch
FCM85LXE
8'0": 3'0"
FCM85LXE-FF
8'0": 3'0"

Privacy Oak



Satin Etch
FC85LXE
8'0": 3'0", 2'8"
FC85LXE-FF
8'0": 3'0", 2'8"

Privacy Smooth



Chord
S85LXC
8'0": 3'6", 3'0", 2'10",
2'8", 2'6"
S85LXC-FF
8'0": 3'6", 3'0", 2'10",
2'8", 2'6"
Geometric
S85LXG-FF
8'0": 3'6", 3'0", 2'10",
2'8", 2'6"

Chincilla
S85LXJ
8'0": 3'6", 3'0", 2'10", 2'8", 2'6"
S85LXJ-FF
8'0": 3'6", 3'0", 2'10", 2'8", 2'6"

Privacy Smooth



Rainglass
S85LXR
8'0": 3'6", 3'0", 2'10",
2'8", 2'6"
S85LXR-FF
8'0": 3'6", 3'0", 2'10",
2'8", 2'6"
Satin Etch
S85LXE
8'0": 3'6", 3'0", 2'10",
2'8", 2'6"
S85LXE-FF
8'0": 3'6", 3'0", 2'10",
2'8", 2'6"

Granite
S85LXN
8'0": 3'6", 3'0", 2'10", 2'8", 2'6"
S85LXN-FF
8'0": 3'6", 3'0", 2'10", 2'8", 2'6"

8'0" Pulse[®] Mahogany, Oak and Smooth Fiberglass

Key

-No Stile Lines
-Flush-Glazed Glass
-Vented Sidelite
- ◆Black Nickel
-Brushed Nickel
- ◆Brass
- ✕Wrought Iron
- XK.....Reeded
- XG.....Geometric
- XE.....Satin Etch
- XC.....Chord
- XJ.....Chinchilla
- XR.....Rainglass
- XN.....Granite
- ☀Low-E
- CL.....Clear
- └┐Flat Frame
- 🔥20-Minute Fire-Rated

SIMULATED DIVIDED LITES

- ▭ Simulated Divided Lites
- 11.125" Flat Simulated Divided Lites
- 23.5" Flat Simulated Divided Lites
- 34.25" Flat Simulated Divided Lites
- 45.5" Flat Simulated Divided Lites
- 54.25" & 5.5" Flat Combo Simulated Divided Lites
- 61.6" Flat Simulated Divided Lites
- >Removable Wood Grilles
- ◆Fixed Grilles

FLAT PROFILE GRILLES BETWEEN GLASS

- GBGFW ...Flat White Grilles Between Glass
- GBGFA....Flat Almond Grilles Between Glass
- GBGFB....Flat Bronze Grilles Between Glass
- GBGFK....Flat Black Grilles Between Glass

CONTOUR PROFILE GRILLES BETWEEN GLASS

- GBGCW ...Contour White Grilles Between Glass
- GBGCA....Contour Almond Grilles Between Glass
- GBGCB....Contour Bronze Grilles Between Glass
- GBGCK....Contour Black Grilles Between Glass

Privacy Mahogany



Satin Etch
FCM85XE
8'0": 3'0"

FCM85XE-FF └┐
8'0": 3'0"


Privacy Oak



Satin Etch
FC85XE
8'0": 3'0", 2'8"

FC85XE-FF └┐
8'0": 3'0", 2'8"

Privacy Smooth




Chord
S85XC
8'0": 3'6", 3'0", 2'10", 2'8", 2'6"

S85XC-FF └┐
8'0": 3'6", 3'0", 2'10", 2'8", 2'6"

Geometric
S85XG-FF └┐
8'0": 3'6", 3'0", 2'10", 2'8", 2'6"

Privacy Smooth



Granite
S85XN
8'0": 3'6", 3'0", 2'10", 2'8", 2'6"

S85XN-FF └┐
8'0": 3'6", 3'0", 2'10", 2'8", 2'6"

Rainglass
S85XR
8'0": 3'6", 3'0", 2'10", 2'8", 2'6"

S85XR-FF └┐
8'0": 3'6", 3'0", 2'10", 2'8", 2'6"

Satin Etch
S85XE
8'0": 3'6", 3'0", 2'10", 2'8", 2'6"

S85XE-FF └┐
8'0": 3'6", 3'0", 2'10", 2'8", 2'6"

Privacy Mahogany



Satin Etch
FCM85RXE
8'0": 3'0"

FCM85RXE-FF └┐
8'0": 3'0"

Privacy Oak



Satin Etch
FC85RXE
8'0": 3'0", 2'8"

FC85RXE-FF └┐
8'0": 3'0", 2'8"

Privacy Smooth



Chinchilla
S85RXJ
8'0": 3'6", 3'0", 2'10", 2'8", 2'6"


S85RXJ-FF └┐
8'0": 3'6", 3'0", 2'10", 2'8", 2'6"

Chord
S85RXC
8'0": 3'6", 3'0", 2'10", 2'8", 2'6"

S85RXC-FF └┐
8'0": 3'6", 3'0", 2'10", 2'8", 2'6"

Geometric
S85RXG-FF └┐
8'0": 3'6", 3'0", 2'10", 2'8", 2'6"

Privacy Smooth



Granite
S85RXN
8'0": 3'6", 3'0", 2'10", 2'8", 2'6"

S85RXN-FF └┐
8'0": 3'6", 3'0", 2'10", 2'8", 2'6"

Rainglass
S85RXX
8'0": 3'6", 3'0", 2'10", 2'8", 2'6"

S85RXX-FF └┐
8'0": 3'6", 3'0", 2'10", 2'8", 2'6"

Satin Etch
S85RXE
8'0": 3'6", 3'0", 2'10", 2'8", 2'6"

S85RXE-FF └┐
8'0": 3'6", 3'0", 2'10", 2'8", 2'6"

Privacy Mahogany



Satin Etch
FCM86LXE
8'0": 3'0"

FCM86LXE-FF └┐
8'0": 3'0"


Privacy Oak



Satin Etch
FC86LXE
8'0": 3'0", 2'8"

FC86LXE-FF └┐
8'0": 3'0", 2'8"

Privacy Smooth



Chinchilla
S86LXJ
8'0": 3'6", 3'0", 2'10", 2'8", 2'6"


S86LXJ-FF └┐
8'0": 3'6", 3'0", 2'10", 2'8", 2'6"

Chord
S86LXC
8'0": 3'6", 3'0", 2'10", 2'8", 2'6"

S86LXC-FF └┐
8'0": 3'6", 3'0", 2'10", 2'8", 2'6"

Geometric
S86LXG-FF └┐
8'0": 3'6", 3'0", 2'10", 2'8", 2'6"

Privacy Smooth



Granite
S86LXN
8'0": 3'6", 3'0", 2'10", 2'8", 2'6"

S86LXN-FF └┐
8'0": 3'6", 3'0", 2'10", 2'8", 2'6"

Rainglass
S86LXR
8'0": 3'6", 3'0", 2'10", 2'8", 2'6"


S86LXR-FF └┐
8'0": 3'6", 3'0", 2'10", 2'8", 2'6"

Satin Etch
S86LXE
8'0": 3'6", 3'0", 2'10", 2'8", 2'6"

S86LXE-FF └┐
8'0": 3'6", 3'0", 2'10", 2'8", 2'6"

Note: Product images show exterior

Privacy Mahogany




Satin Etch
FCM86XE
8'0": 3'0"
FCM86XE-FF
8'0": 3'0"

Privacy Oak




Satin Etch
FC86XE
8'0": 3'0", 2'8"
FC86XE-FF
8'0": 3'0", 2'8"

Privacy Smooth




Chord
S86XC
8'0": 3'6", 3'0", 2'10",
2'8", 2'6"
S86XC-FF
8'0": 3'6", 3'0", 2'10",
2'8", 2'6"
Geometric
S86XG-FF
8'0": 3'6", 3'0", 2'10",
2'8", 2'6"
Chincilla
S86XJ
8'0": 3'6", 3'0", 2'10", 2'8", 2'6"
S86XJ-FF
8'0": 3'6", 3'0", 2'10", 2'8", 2'6"

Privacy Smooth



Rainglass
S86XR
8'0": 3'6", 3'0", 2'10",
2'8", 2'6"
S86XR-FF
8'0": 3'6", 3'0", 2'10",
2'8", 2'6"
Satin Etch
S86XE
8'0": 3'6", 3'0", 2'10",
2'8", 2'6"
S86XE-FF
8'0": 3'6", 3'0", 2'10",
2'8", 2'6"
Granite
S86XN
8'0": 3'6", 3'0", 2'10", 2'8", 2'6"
S86XN-FF
8'0": 3'6", 3'0", 2'10", 2'8", 2'6"

Privacy Mahogany




Satin Etch
FCM86RXE
8'0": 3'0"
FCM86RXE-FF
8'0": 3'0"

Privacy Oak




Satin Etch
FC86RXE
8'0": 3'0", 2'8"
FC86RXE-FF
8'0": 3'0", 2'8"

Privacy Smooth




Chord
S86RXC
8'0": 3'6", 3'0", 2'10",
2'8", 2'6"
S86RXC-FF
8'0": 3'6", 3'0", 2'10",
2'8", 2'6"
Geometric
S86RXG-FF
8'0": 3'6", 3'0", 2'10",
2'8", 2'6"
Chincilla
S86RXJ
8'0": 3'6", 3'0", 2'10", 2'8", 2'6"
S86RXJ-FF
8'0": 3'6", 3'0", 2'10", 2'8", 2'6"

Privacy Smooth



Rainglass
S86R XR
8'0": 3'6", 3'0", 2'10",
2'8", 2'6"
S86R XR-FF
8'0": 3'6", 3'0", 2'10",
2'8", 2'6"
Satin Etch
S86R XE
8'0": 3'6", 3'0", 2'10",
2'8", 2'6"
S86R XE-FF
8'0": 3'6", 3'0", 2'10",
2'8", 2'6"
Granite
S86R XN
8'0": 3'6", 3'0", 2'10", 2'8", 2'6"
S86R XN-FF
8'0": 3'6", 3'0", 2'10", 2'8", 2'6"

Privacy Mahogany




Satin Etch
FCM810LXE
8'0": 3'0"
FCM810LXE-FF
8'0": 3'0"

Privacy Oak



Satin Etch
FC810LXE
8'0": 3'0", 2'8"
FC810LXE-FF
8'0": 3'0", 2'8"

Privacy Smooth




Chord
S810LXC
8'0": 3'6", 3'0", 2'10",
2'8", 2'6"
S810LXC-FF
8'0": 3'6", 3'0", 2'10",
2'8", 2'6"
Geometric
S810LXG-FF
8'0": 3'6", 3'0", 2'10",
2'8", 2'6"
Chincilla
S810LXJ
8'0": 3'6", 3'0", 2'10", 2'8", 2'6"
S810LXJ-FF
8'0": 3'6", 3'0", 2'10", 2'8", 2'6"

Privacy Smooth



Rainglass
S810LXR
8'0": 3'6", 3'0", 2'10",
2'8", 2'6"
S810LXR-FF
8'0": 3'6", 3'0", 2'10",
2'8", 2'6"
Satin Etch
S810LXE
8'0": 3'6", 3'0", 2'10",
2'8", 2'6"
S810LXE-FF
8'0": 3'6", 3'0", 2'10",
2'8", 2'6"
Granite
S810LXN
8'0": 3'6", 3'0", 2'10", 2'8", 2'6"
S810LXN-FF
8'0": 3'6", 3'0", 2'10", 2'8", 2'6"

Privacy Mahogany



Satin Etch
FCM810XE
8'0": 3'0"
FCM810XE-FF
8'0": 3'0"

Privacy Oak



Satin Etch
FC810XE
8'0": 3'0", 2'8"
FC810XE-FF
8'0": 3'0", 2'8"

Privacy Smooth



Chord
S810XC
8'0": 3'6", 3'0", 2'10",
2'8", 2'6"
S810XC-FF
8'0": 3'6", 3'0", 2'10",
2'8", 2'6"
Geometric
S810XG-FF
8'0": 3'6", 3'0", 2'10",
2'8", 2'6"
Chincilla
S810XJ
8'0": 3'6", 3'0", 2'10", 2'8", 2'6"
S810XJ-FF
8'0": 3'6", 3'0", 2'10", 2'8", 2'6"

Privacy Smooth



Rainglass
S810XR
8'0": 3'6", 3'0", 2'10",
2'8", 2'6"
S810XR-FF
8'0": 3'6", 3'0", 2'10",
2'8", 2'6"
Satin Etch
S810XE
8'0": 3'6", 3'0", 2'10",
2'8", 2'6"
S810XE-FF
8'0": 3'6", 3'0", 2'10",
2'8", 2'6"
Granite
S810XN
8'0": 3'6", 3'0", 2'10", 2'8", 2'6"
S810XN-FF
8'0": 3'6", 3'0", 2'10", 2'8", 2'6"

8'0" Pulse[®] Mahogany, Oak and Smooth Fiberglass

Key

- No Stile Lines
- Flush-Glazed Glass
- Vented Sidelite
- ◆ Black Nickel
- Brushed Nickel
- ◆ Brass
- ✕ Wrought Iron
- XK.....Reeded
- XG.....Geometric
- XE.....Satin Etch
- XC.....Chord
- XJ.....Chinchilla
- XR.....Rainglass
- XN.....Granite
- ☀ Low-E
- CL.....Clear
- └ Flat Frame
- 🔥 20-Minute Fire-Rated

SIMULATED DIVIDED LITES

- Simulated Divided Lites
- 1 1.125" Flat Simulated Divided Lites
- 2 3.5" Flat Simulated Divided Lites
- 3 4.25" Flat Simulated Divided Lites
- 4 5.5" Flat Simulated Divided Lites
- 5 4.25" & 5.5" Flat Combo Simulated Divided Lites
- 6 1.6" Flat Simulated Divided Lites
- > Removable Wood Grilles
- ◆ Fixed Grilles

FLAT PROFILE GRILLES BETWEEN GLASS

- GBGFW ... Flat White Grilles Between Glass
- GBGFA.... Flat Almond Grilles Between Glass
- GBGFB.... Flat Bronze Grilles Between Glass
- GBGFK.... Flat Black Grilles Between Glass

CONTOUR PROFILE GRILLES BETWEEN GLASS

- GBGCW ... Contour White Grilles Between Glass
- GBGCA.... Contour Almond Grilles Between Glass
- GBGCB.... Contour Bronze Grilles Between Glass
- GBGCK.... Contour Black Grilles Between Glass

Privacy Mahogany



Satin Etch
FCM810RXE
8'0": 3'0"

FCM810RXE-FF
8'0": 3'0"

Privacy Oak



Satin Etch
FC810RXE
8'0": 3'0", 2'8"

FC810RXE-FF
8'0": 3'0", 2'8"

Privacy Smooth



Chincilla
S810RXJ
8'0": 3'6", 3'0", 2'10", 2'8", 2'6"


S810RXJ-FF
8'0": 3'6", 3'0", 2'10", 2'8", 2'6"

Chord
S810RXC
8'0": 3'6", 3'0", 2'10", 2'8", 2'6"

S810RXC-FF
8'0": 3'6", 3'0", 2'10", 2'8", 2'6"

Geometric
S810RXG-FF
8'0": 3'6", 3'0", 2'10", 2'8", 2'6"

Privacy Smooth



Granite
S810RXN
8'0": 3'6", 3'0", 2'10", 2'8", 2'6"

S810RXN-FF
8'0": 3'6", 3'0", 2'10", 2'8", 2'6"

Rainglass
S810RXX
8'0": 3'6", 3'0", 2'10", 2'8", 2'6"

S810RXX-FF
8'0": 3'6", 3'0", 2'10", 2'8", 2'6"

Satin Etch
S810RXE
8'0": 3'6", 3'0", 2'10", 2'8", 2'6"

S810RXE-FF
8'0": 3'6", 3'0", 2'10", 2'8", 2'6"

Privacy Mahogany



Satin Etch
FCM811LXE
8'0": 3'0"

FCM811LXE-FF
8'0": 3'0"

Privacy Oak



Satin Etch
FC811LXE
8'0": 3'0", 2'8"

FC811LXE-FF
8'0": 3'0", 2'8"

Privacy Smooth



Chincilla
S811LXJ
8'0": 3'6", 3'0", 2'10", 2'8", 2'6"

S811LXJ-FF
8'0": 3'6", 3'0", 2'10", 2'8", 2'6"

Chord
S811LXC
8'0": 3'6", 3'0", 2'10", 2'8", 2'6"

S811LXC-FF
8'0": 3'6", 3'0", 2'10", 2'8", 2'6"

Geometric
S811LXG-FF
8'0": 3'6", 3'0", 2'10", 2'8", 2'6"

Privacy Smooth



Granite
S811LXN
8'0": 3'6", 3'0", 2'10", 2'8", 2'6"

S811LXN-FF
8'0": 3'6", 3'0", 2'10", 2'8", 2'6"

Rainglass
S811LXR
8'0": 3'6", 3'0", 2'10", 2'8", 2'6"

S811LXR-FF
8'0": 3'6", 3'0", 2'10", 2'8", 2'6"

Satin Etch
S811LXE
8'0": 3'6", 3'0", 2'10", 2'8", 2'6"

S811LXE-FF
8'0": 3'6", 3'0", 2'10", 2'8", 2'6"

Privacy Mahogany



Satin Etch
FCM811XE
8'0": 3'0"

FCM811XE-FF
8'0": 3'0"

Privacy Oak



Satin Etch
FC811RXE
8'0": 3'0", 2'8"

FC811RXE-FF
8'0": 3'0", 2'8"

Privacy Mahogany



Satin Etch
FCM811RXE
8'0": 3'0"

FCM811RXE-FF
8'0": 3'0"

Privacy Oak



Satin Etch
FC811RXE
8'0": 3'0", 2'8"

FC811RXE-FF
8'0": 3'0", 2'8"

Note: Product images show exterior

Privacy Smooth



Chord S811XC 8'0":3'6", 3'0", 2'10", 2'8", 2'6" S811XC-FF 8'0":3'6", 3'0", 2'10", 2'8", 2'6"

Geometric S811XG-FF 8'0":3'6", 3'0", 2'10", 2'8", 2'6"

Chincilla

S811XJ 8'0":3'6", 3'0", 2'10", 2'8", 2'6" S811XJ-FF 8'0":3'6", 3'0", 2'10", 2'8", 2'6"

Privacy Smooth



Rainglass S811XR 8'0":3'6", 3'0", 2'10", 2'8", 2'6" S811XR-FF 8'0":3'6", 3'0", 2'10", 2'8", 2'6"

Satin Etch S811XE 8'0":3'6", 3'0", 2'10", 2'8", 2'6" S811XE-FF 8'0":3'6", 3'0", 2'10", 2'8", 2'6"

Granite

S811XN 8'0":3'6", 3'0", 2'10", 2'8", 2'6" S811XN-FF 8'0":3'6", 3'0", 2'10", 2'8", 2'6"

Privacy Smooth



Chord S811RXC 8'0":3'6", 3'0", 2'10", 2'8", 2'6" S811RXC-FF 8'0":3'6", 3'0", 2'10", 2'8", 2'6"

Geometric S811RXG-FF 8'0":3'6", 3'0", 2'10", 2'8", 2'6"

Chincilla

S811RXJ 8'0":3'6", 3'0", 2'10", 2'8", 2'6" S811RXJ-FF 8'0":3'6", 3'0", 2'10", 2'8", 2'6"

Privacy Smooth




Rainglass S811R XR 8'0":3'6", 3'0", 2'10", 2'8", 2'6" S811R XR-FF 8'0":3'6", 3'0", 2'10", 2'8", 2'6"

Satin Etch S811R XE 8'0":3'6", 3'0", 2'10", 2'8", 2'6" S811R XE-FF 8'0":3'6", 3'0", 2'10", 2'8", 2'6"

Granite

S811R XN 8'0":3'6", 3'0", 2'10", 2'8", 2'6" S811R XN-FF 8'0":3'6", 3'0", 2'10", 2'8", 2'6"

Low-E / Clear



Oak FC84LCL 8'0":3'0", 2'8" FC84LCL-LE 8'0":3'0", 2'8"

Smooth S84LCL 8'0":3'6", 3'0", 2'10", 2'8", 2'6" S84LCL-FF 8'0":3'6", 3'0", 2'10", 2'8", 2'6" S84LCL-FFLE 8'0":3'6", 3'0", 2'10", 2'8", 2'6"

Mahogany

FCM84LCL 8'0":3'0" FCM84LCL-LE 8'0":3'6", 3'0", 2'10", 2'8", 2'6" 8'0":3'0"

Low-E / Clear



Oak FC84CL 8'0":3'0", 2'8" FC84CL-LE 8'0":3'0", 2'8"

Smooth S84CL 8'0":3'6", 3'0", 2'10", 2'8", 2'6" S84CL-FF 8'0":3'6", 3'0", 2'10", 2'8", 2'6" S84CL-FFLE 8'0":3'6", 3'0", 2'10", 2'8", 2'6"

Mahogany

FCM84CL 8'0":3'0" FCM84CL-LE 8'0":3'6", 3'0", 2'10", 2'8", 2'6" 8'0":3'0"

Low-E / Clear



Oak FC84RCL 8'0":3'0", 2'8" FC84RCL-LE 8'0":3'0", 2'8"

Smooth S84RCL 8'0":3'6", 3'0", 2'10", 2'8", 2'6" S84RCL-FF 8'0":3'6", 3'0", 2'10", 2'8", 2'6" S84RCL-FFLE 8'0":3'6", 3'0", 2'10", 2'8", 2'6"

Mahogany

FCM84RCL 8'0":3'0" FCM84RCL-LE 8'0":3'6", 3'0", 2'10", 2'8", 2'6" 8'0":3'0"

Low-E / Clear



Oak FC85LCL 8'0":3'0", 2'8" FC85LCL-LE 8'0":3'0", 2'8"

Smooth S85LCL 8'0":3'6", 3'0", 2'10", 2'8", 2'6" S85LCL-FF 8'0":3'6", 3'0", 2'10", 2'8", 2'6" S85LCL-FFLE 8'0":3'6", 3'0", 2'10", 2'8", 2'6"

Mahogany

FCM85LCL 8'0":3'0" FCM85LCL-LE 8'0":3'6", 3'0", 2'10", 2'8", 2'6" 8'0":3'0"

Low-E / Clear



Oak FC85CL 8'0":3'0", 2'8" FC85CL-LE 8'0":3'0", 2'8"

Smooth S85CL 8'0":3'6", 3'0", 2'10", 2'8", 2'6" S85CL-FF 8'0":3'6", 3'0", 2'10", 2'8", 2'6" S85CL-FFLE 8'0":3'6", 3'0", 2'10", 2'8", 2'6"

Mahogany

FCM85CL 8'0":3'0" FCM85CL-LE 8'0":3'6", 3'0", 2'10", 2'8", 2'6" 8'0":3'0"

Low-E / Clear



Oak FC85RCL 8'0":3'0", 2'8" FC85RCL-LE 8'0":3'0", 2'8"

Smooth S85RCL 8'0":3'6", 3'0", 2'10", 2'8", 2'6" S85RCL-FF 8'0":3'6", 3'0", 2'10", 2'8", 2'6" S85RCL-FFLE 8'0":3'6", 3'0", 2'10", 2'8", 2'6"

Mahogany

FCM85RCL 8'0":3'0" FCM85RCL-LE 8'0":3'6", 3'0", 2'10", 2'8", 2'6" 8'0":3'0"

Low-E / Clear



Oak FC86LCL 8'0":3'0", 2'8" FC86LCL-LE 8'0":3'0", 2'8"

Smooth S86LCL 8'0":3'6", 3'0", 2'10", 2'8", 2'6" S86LCL-FF 8'0":3'6", 3'0", 2'10", 2'8", 2'6" S86LCL-FFLE 8'0":3'6", 3'0", 2'10", 2'8", 2'6"

Mahogany

FCM86LCL 8'0":3'0" FCM86LCL-LE 8'0":3'6", 3'0", 2'10", 2'8", 2'6" 8'0":3'0"

Low-E / Clear




Oak FC86CL 8'0":3'0", 2'8" FC86CL-LE 8'0":3'0", 2'8"

Smooth S86CL 8'0":3'6", 3'0", 2'10", 2'8", 2'6" S86CL-FF 8'0":3'6", 3'0", 2'10", 2'8", 2'6" S86CL-FFLE 8'0":3'6", 3'0", 2'10", 2'8", 2'6"

Mahogany

FCM86CL 8'0":3'0" FCM86CL-LE 8'0":3'6", 3'0", 2'10", 2'8", 2'6" 8'0":3'0"

Low-E / Clear



Oak FC86RCL 8'0":3'0", 2'8" FC86RCL-LE 8'0":3'0", 2'8"

Smooth S86RCL 8'0":3'6", 3'0", 2'10", 2'8", 2'6" S86RCL-FF 8'0":3'6", 3'0", 2'10", 2'8", 2'6" S86RCL-FFLE 8'0":3'6", 3'0", 2'10", 2'8", 2'6"

Mahogany

FCM86RCL 8'0":3'0" FCM86RCL-LE 8'0":3'6", 3'0", 2'10", 2'8", 2'6" 8'0":3'0"

Low-E / Clear



Oak FC810LCL 8'0":3'0", 2'8" FC810LCL-LE 8'0":3'0", 2'8"

Smooth S810LCL 8'0":3'6", 3'0", 2'10", 2'8", 2'6" S810LCL-FF 8'0":3'6", 3'0", 2'10", 2'8", 2'6" S810LCL-FFLE 8'0":3'6", 3'0", 2'10", 2'8", 2'6"

Mahogany

FCM810LCL 8'0":3'0" FCM810LCL-LE 8'0":3'6", 3'0", 2'10", 2'8", 2'6" 8'0":3'0"

Low-E / Clear



Oak FC810CL 8'0":3'0", 2'8" FC810CL-LE 8'0":3'0", 2'8"

Smooth S810CL 8'0":3'6", 3'0", 2'10", 2'8", 2'6" S810CL-FF 8'0":3'6", 3'0", 2'10", 2'8", 2'6" S810CL-FFLE 8'0":3'6", 3'0", 2'10", 2'8", 2'6"

Mahogany

FCM810CL 8'0":3'0" FCM810CL-LE 8'0":3'6", 3'0", 2'10", 2'8", 2'6" 8'0":3'0"

Low-E / Clear



Oak FC810RCL 8'0":3'0", 2'8" FC810RCL-LE 8'0":3'0", 2'8"

Smooth S810RCL 8'0":3'6", 3'0", 2'10", 2'8", 2'6" S810RCL-FF 8'0":3'6", 3'0", 2'10", 2'8", 2'6" S810RCL-FFLE 8'0":3'6", 3'0", 2'10", 2'8", 2'6"

Mahogany

FCM810RCL 8'0":3'0" FCM810RCL-LE 8'0":3'6", 3'0", 2'10", 2'8", 2'6" 8'0":3'0"

Low-E / Clear

Oak
FC811LCL
8'0": 3'0", 2'8"
FC811LCL-LE ✨
8'0": 3'0", 2'8"

Smooth
S811LCL
8'0": 3'6", 3'0", 2'10",
2'8", 2'6"
S811LCL-FF
8'0": 3'6", 3'0", 2'10",
2'8", 2'6"
S811LCL-FFLE ✨
8'0": 3'6", 3'0", 2'10",
2'8", 2'6"
S811LCL-LE ✨
8'0": 3'6", 3'0", 2'10",
2'8", 2'6"

Mahogany
FCM811LCL
8'0": 3'0"
FCM811LCL-LE ✨
8'0": 3'0"

Low-E / Clear

Oak
FC811CL
8'0": 3'0", 2'8"
FC811CL-LE ✨
8'0": 3'0", 2'8"

Smooth
S811CL
8'0": 3'6", 3'0", 2'10",
2'8", 2'6"
S811CL-FF
8'0": 3'6", 3'0", 2'10",
2'8", 2'6"
S811CL-FFLE ✨
8'0": 3'6", 3'0", 2'10",
2'8", 2'6"
S811CL-LE ✨
8'0": 3'6", 3'0", 2'10",
2'8", 2'6"

Mahogany
FCM811CL
8'0": 3'0"
FCM811CL-LE ✨
8'0": 3'0"

Low-E / Clear

Oak
FC811RCL
8'0": 3'0", 2'8"
FC811RCL-LE ✨
8'0": 3'0", 2'8"

Smooth
S811RCL
8'0": 3'6", 3'0", 2'10",
2'8", 2'6"
S811RCL-FF
8'0": 3'6", 3'0", 2'10",
2'8", 2'6"
S811RCL-FFLE ✨
8'0": 3'6", 3'0", 2'10",
2'8", 2'6"
S811RCL-LE ✨
8'0": 3'6", 3'0", 2'10",
2'8", 2'6"

Mahogany
FCM811RCL
8'0": 3'0"
FCM811RCL-LE ✨
8'0": 3'0"



8'0" Pulse® Sidelites Smooth Fiberglass



Pulse Echo, Satin Etch Glass with Flat Lite Frame, Door – S85XE, Sidelite – S85XESL, Finish – Onyx

Key

- No Stile Lines
- Flush-Glazed Glass
- Vented Sidelite
- ◆ Black Nickel
- Brushed Nickel
- ◆ Brass
- ✕ Wrought Iron
- XK.....Reeded
- XG.....Geometric
- XE.....Satin Etch
- XC.....Chord
- XJ.....Chinchilla
- XR.....Rainglass
- XN.....Granite
- ☀ Low-E
- CL.....Clear
- └ Flat Frame
- 🔥 20-Minute Fire-Rated

SIMULATED DIVIDED LITES

- ▭ Simulated Divided Lites
- 1 1.125" Flat Simulated Divided Lites
- 2 3.5" Flat Simulated Divided Lites
- 3 4.25" Flat Simulated Divided Lites
- 4 5.5" Flat Simulated Divided Lites
- 5 4.25" & 5.5" Flat Combo Simulated Divided Lites
- 6 1.6" Flat Simulated Divided Lites
- Removable Wood Grilles
- ◆ Fixed Grilles

FLAT PROFILE GRILLES BETWEEN GLASS

- GBGFW ... Flat White Grilles Between Glass
- GBGFA Flat Almond Grilles Between Glass
- GBGFB..... Flat Bronze Grilles Between Glass
- GBGFK..... Flat Black Grilles Between Glass

CONTOUR PROFILE GRILLES BETWEEN GLASS

- GBGCW ... Contour White Grilles Between Glass
- GBGCA Contour Almond Grilles Between Glass
- GBGCB.... Contour Bronze Grilles Between Glass
- GBGCK.... Contour Black Grilles Between Glass

Axis.



Smooth
S84AXSL ◆
8'0": 12"

S84AXSL-FF └ ◆
8'0": 12"

Axis.



Smooth
S86AXSL ◆
8'0": 12"

S86AXSL-FF └ ◆
8'0": 12"

Axis.



Smooth
S811AXSL ◆
8'0": 12"

S811AXSL-FF └ ◆
8'0": 12"

Privacy Smooth



Rainglass
S84XRSL
8'0": 14", 12"

S84XRSL-FF └ ◆
8'0": 14", 12"

Axis.



Smooth
S85AXSL ◆
8'0": 12"

S85AXSL-FF └ ◆
8'0": 12"

Axis.



Smooth
S810AXSL ◆
8'0": 12"

S810AXSL-FF └ ◆
8'0": 12"

Privacy Smooth



Chincilla
S84XJSL
8'0": 12"

S84XJSL-FF └ ◆
8'0": 12"

Privacy Smooth



Chincilla
S85XJSL
8'0": 12"

S85XJSL-FF └ ◆
8'0": 12"

Chord
S84XCSSL
8'0": 12"

S84XCSSL-FF └ ◆
8'0": 12"

Geometric
S84XGSL-FF └ ◆
8'0": 14", 12"

Granite
S84XNSL
8'0": 14", 12"

S84XNSL-FF └ ◆
8'0": 12"

Chord
S85XCSSL
8'0": 12"

S85XCSSL-FF └ ◆
8'0": 12"

Geometric
S85XGSL-FF └ ◆
8'0": 14", 12"

Granite
S85XNSL
8'0": 14", 12"

S85XNSL-FF └ ◆
8'0": 14", 12"

Note: Product images show exterior side of door.

Privacy Smooth



Satin Etch
S85XESL
8'0": 12"

S85XESL-FF
8'0": 12"

Rainglass
S85XRSL
8'0": 14", 12"

S85XRSL-FF
8'0": 14", 12"

Privacy Smooth



Chord
S86XCSSL
8'0": 12"

S86XCSSL-FF
8'0": 12"

Geometric
S86XGSSL-FF
8'0": 14", 12"

Granite
S86XNSL
8'0": 14", 12"

S86XNSL-FF
8'0": 14", 12"

Chincilla
S86XJSL
8'0": 12"

S86XJSL-FF
8'0": 12"

Privacy Smooth



Satin Etch
S86XESL
8'0": 12"

S86XESL-FF
8'0": 12"

Rainglass
S86XRSL
8'0": 14", 12"

S86XRSL-FF
8'0": 14", 12"

Privacy Smooth



Chord
S810XCSSL
8'0": 12"

S810XCSSL-FF
8'0": 12"

Geometric
S810XGSSL-FF
8'0": 12"

Granite
S810XNSL
8'0": 14", 12"

S810XNSL-FF
8'0": 14", 12"

Chincilla
S810XJSL
8'0": 12"

S810XJSL-FF
8'0": 12"

Privacy Smooth



Satin Etch
S810XESL
8'0": 12"

S810XESL-FF
8'0": 12"

Rainglass
S810XRSL
8'0": 12"

S810XRSL-FF
8'0": 12"

Privacy Oak



Satin Etch
FC811XESL
8'0": 14"

Privacy Smooth



Chord
S811XCSSL
8'0": 14", 12"

S811XCSSL-FF
8'0": 14", 12"

Geometric
S811XGSSL-FF
8'0": 14", 12"

Granite
S811XNSL
8'0": 14", 12"

S811XNSL-FF
8'0": 14", 12"

Chincilla
S811XJSL
8'0": 12"

S811XJSL-FF
8'0": 12"

Privacy Smooth



Satin Etch
S811XESL
8'0": 12"

S811XESL-FF
8'0": 12"

Rainglass
S811XRSL
8'0": 14", 12"

S811XRSL-FF
8'0": 14", 12"

Low-E / Clear



Smooth
S84CLSL
8'0": 14", 12"

S84CLSL-FF
8'0": 14", 12"

S84CLSL-FFLE
8'0": 14", 12"

S84CLSL-LE
8'0": 14", 12"

Oak
FC84CLSL
8'0": 14"

FC84CLSL-LE
8'0": 14"

Low-E / Clear



Smooth
S85CLSL
8'0": 12"

S85CLSL-FF
8'0": 12"

S85CLSL-FFLE
8'0": 12"

S85CLSL-LE
8'0": 12"

Oak
FC85CLSL
8'0": 14"

FC85CLSL-LE
8'0": 14"

Low-E / Clear



S86CLSL-FFLE
8'0": 14", 12"

S86CLSL-LE
8'0": 14", 12"

Smooth
S86CLSL
8'0": 14", 12"

S86CLSL-FF
8'0": 14", 12"

Low-E / Clear



Smooth
S810CLSL
8'0": 12"

S810CLSL-FF
8'0": 12"

S810CLSL-FFLE
8'0": 12"

S810CLSL-LE
8'0": 12"

Oak
FC810CLSL
8'0": 14"

FC810CLSL-LE
8'0": 14"

Low-E / Clear



S811CLSL-FFLE
8'0": 12"

S811CLSL-LE
8'0": 14", 12"

Smooth
S811CLSL
8'0": 12"

S811CLSL-FF
8'0": 12"

Steel
Full Glass



Wellesley glass in brushed nickel.

Key

- No Stile Lines
- ◊ Flush-Glazed Glass
- Vented Sidelite
- ◆ Black Nickel
- Brushed Nickel
- ◆ Brass
- ✕ Wrought Iron
- XK.....Reeded
- XG.....Geometric
- XE.....Satin Etch
- XC.....Chord
- XJ.....Chinchilla
- XR.....Rainglass
- XN.....Granite
- ☀ Low-E
- CL.....Clear
- ▤ Flat Frame
- 🔥 20-Minute Fire-Rated

SIMULATED DIVIDED LITES

- ▤ Simulated Divided Lites
- 1 1.125" Flat Simulated Divided Lites
- 2 3.5" Flat Simulated Divided Lites
- 3 4.25" Flat Simulated Divided Lites
- 4 5.5" Flat Simulated Divided Lites
- 5 4.25" & 5.5" Flat Combo Simulated Divided Lites
- 6 1.6" Flat Simulated Divided Lites
- Removable Wood Grilles
- ◆ Fixed Grilles

FLAT PROFILE GRILLES BETWEEN GLASS

- GBGFW ... Flat White Grilles Between Glass
- GBGFA Flat Almond Grilles Between Glass
- GBGFB..... Flat Bronze Grilles Between Glass
- GBGFK..... Flat Black Grilles Between Glass

CONTOUR PROFILE GRILLES BETWEEN GLASS

- GBGCW ... Contour White Grilles Between Glass
- GBGCA Contour Almond Grilles Between Glass
- GBGCB..... Contour Bronze Grilles Between Glass
- GBGCK..... Contour Black Grilles Between Glass

Blackstone.



Traditions
TS310 ◆ ■ ■
6'8": 3'0", 2'10", 2'8",
2'6", 2'6" N

Profiles
310 ◆ ■ ■
6'8": 3'6", 3'0", 2'8"
7'0": 3'0"

Crystalline.



Traditions
TS916 ◆ ■ ■
6'8": 3'0", 2'8"

Profiles
916 ◆ ■ ■
6'8": 3'6", 3'0", 2'8"

Sedona



Traditions
TS139 ◆ ■
6'8": 3'0", 2'8"

Profiles
139 ◆ ■
6'8": 3'6", 3'0", 2'8"

Salinas.



Traditions
TS369 ✕ ■
6'8": 3'0", 2'8"

Profiles
369 ✕ ■
6'8": 3'6", 3'0", 2'8"
7'0": 3'0"

Maple Park.



Traditions
TS962 ◆ ■ ■
6'8": 3'0", 2'10", 2'8"

Profiles
1006 ◆ ■ ■
6'8": 3'6", 3'0", 2'8"
7'0": 3'0"

Avonlea.



Traditions
TS1027 ◆ ■
6'8": 3'0", 2'8"

Profiles
1027 ◆ ■
6'8": 3'6", 3'0", 2'8"
7'0": 3'0"

Saratoga.



Traditions
TS610 ◆ ■ ■
6'8": 3'0", 2'10", 2'8",
2'6", 2'6" N

Profiles
610 ◆ ■ ■
6'8": 3'6", 3'0", 2'8"
7'0": 3'0"

Wellesley.



Traditions
TS620 ◆ ■ ■
6'8": 3'0", 2'10", 2'8"

Profiles
620 ◆ ■ ■
6'8": 3'6", 3'0", 2'8"
7'0": 3'0"

Note: Product images show exterior side of door.

Steel Full Glass

Key

-No Stile Lines
- ▲Flush-Glazed Glass
-Vented Sidelite
- ◆Black Nickel
-Brushed Nickel
- ◆Brass
- ✕Wrought Iron
- XK.....Reeded
- XG.....Geometric
- XE.....Satin Etch
- XC.....Chord
- XJ.....Chinchilla
- XR.....Rainglass
- XN.....Granite
- ☀Low-E
- CL.....Clear
- └Flat Frame
- 🔥20-Minute Fire-Rated

SIMULATED DIVIDED LITES

- Simulated Divided Lites
- 1 1.125" Flat Simulated Divided Lites
- 2 3.5" Flat Simulated Divided Lites
- 3 4.25" Flat Simulated Divided Lites
- 4 5.5" Flat Simulated Divided Lites
- 5 4.25" & 5.5" Flat Combo Simulated Divided Lites
- 6 1.6" Flat Simulated Divided Lites
- ▶ Removable Wood Grilles
- ◆ Fixed Grilles

FLAT PROFILE GRILLES BETWEEN GLASS

- GBGFW ... Flat White Grilles Between Glass
- GBGFA.... Flat Almond Grilles Between Glass
- GBGFB.... Flat Bronze Grilles Between Glass
- GBGFK.... Flat Black Grilles Between Glass

CONTOUR PROFILE GRILLES BETWEEN GLASS

- GBGCW ... Contour White Grilles Between Glass
- GBGCA.... Contour Almond Grilles Between Glass
- GBGCB.... Contour Bronze Grilles Between Glass
- GBGCK.... Contour Black Grilles Between Glass

Riserva.



Traditions
TS571 ✕ ■
6'8": 3'0", 2'8"

Profiles
571 ✕ ■
6'8": 3'6", 3'0", 2'8"
7'0": 3'0"

Concorde.



Traditions
TS1028 ◆ ■ ■ ■
6'8": 3'0", 2'10", 2'8"

Profiles
1028 ◆ ■ ■ ■
6'8": 3'6", 3'0", 2'8"
7'0": 3'0"

Kensington.



Traditions
TS626 ◆ ■ ■ ■
6'8": 3'0", 2'10", 2'8"

Profiles
626 ◆ ■ ■ ■
6'8": 3'6", 3'0", 2'8"
7'0": 3'0"

Pembridge.



Traditions
TS6500 ◆ ■ ■
6'8": 3'0", 2'10", 2'8"

Profiles
6500HD ◆ ■ ■
6'8": 3'6", 3'0", 2'8"
7'0": 3'0"

Axis.



Traditions
TS1651 ◆ ■ ■
6'8": 3'0", 2'10", 2'8",
2'6", 2'6" N

Profiles
1651HD ◆ ■ ■
6'8": 3'6", 2'8"

Privacy SDL



Satin Etch
128XE-SDL ■ ■ ■
6'8": 3'6", 3'0", 2'8"

Privacy SDL



Traditions
TS6500 ◆ ■ ■
6'8": 3'0", 2'10", 2'8"

Satin Etch
TS128XE-SDL ■ ■ ■
6'8": 3'0", 2'10", 2'8"

Privacy



Chord
118XC ■ ■
6'8": 3'6", 3'0", 2'8"

Granite
118XN ■ ■
6'8": 3'6", 3'0", 2'8"

Rainglass
118XR ■ ■
6'8": 3'6", 3'0", 2'8"
7'0": 3'0"

Satin Etch
118XE ■ ■
6'8": 3'6", 2'8"

Chinchilla
118XJ ■ ■
6'8": 3'6", 3'0", 2'8"
7'0": 3'0"

Privacy



Chord
TS118XC ■ ■
6'8": 3'0", 2'10", 2'8"

Granite
TS118XN ■ ■
6'8": 3'0", 2'10", 2'8"

Rainglass
TS118XR ■ ■
6'8": 3'0", 2'10", 2'8"

Satin Etch
TS118XE ■ ■
6'8": 3'0", 2'10", 2'8"

Chinchilla
TS118XJ ■ ■
6'8": 3'0", 2'10", 2'8"

Low-E / Clear SDL



Traditions
TS128-SDL ■ ■ ■
6'8": 3'0", 2'10", 2'8"

TS128-SDLLE ✕ ■ ■
6'8": 3'0", 2'10", 2'8"

Profiles
128-SDL ■ ■ ■
6'8": 3'6", 3'0", 2'8"
128-SDLLE ✕ ■ ■ ■
6'8": 3'6", 3'0", 2'8"

Flat Bar Grilles Between Glass



128-GBGFWLE ✕ ■ ■
6'8": 3'6", 3'0", 2'8"
7'0": 3'0"

Profiles
128-GBGFALE ✕ ■ ■
6'8": 3'6", 3'0", 2'8"
7'0": 3'0"

Flat Bar Grilles Between Glass



Traditions
TS128-GBGFALE ✕ ■ ■
6'8": 3'0", 2'10", 2'8"
TS128-GBGFWLE ✕ ■ ■
6'8": 3'0", 2'10", 2'8", 2'6", 2'6" N

Flat Bar Grilles Between Glass



108-GBGFW ■
6'8": 3'6", 3'0", 2'8"
108-GBGFWLE ☀ ■
6'8": 3'6", 3'0", 2'8"
7'0": 3'0"

Profiles

108-GBGFA ■
6'8": 3'6", 3'0", 2'8"
108-GBGFBLE ☀ ■
6'8": 3'6", 3'0", 2'8"

Flat Bar Grilles Between Glass



TS108-GBGFW ■
6'8": 3'0", 2'10", 2'8",
2'6", 2'6" N
TS108-GBGFWLE ☀ ■
6'8": 3'0", 2'10", 2'8",
2'6", 2'6" N

Traditions

TS108-GBGFA ■
6'8": 3'0", 2'10", 2'8", 2'6", 2'6" N
TS108-GBGFBLE ☀ ■
6'8": 3'0", 2'10", 2'8", 2'6", 2'6" N

Flat Bar Grilles Between Glass



Traditions
TS1201-GBGFWLE ☀ ■
6'8": 3'0", 2'8"

Profiles

1201-GBGFWLE ☀ ■
6'8": 3'6", 3'0", 2'8"
7'0": 3'0"

Flat Bar Grilles Between Glass



Traditions
TS1202-GBGFWLE ☀ ■
6'8": 3'0", 2'10", 2'8"

Profiles

1202-GBGFWLE ☀ ■
6'8": 3'6", 3'0", 2'8"
7'0": 3'0"

Flat Bar Grilles Between Glass



1203-GBGFW ■
6'8": 3'6", 3'0", 2'8"
7'0": 3'0"
1203-GBGFWLE ☀ ■
6'8": 3'6", 3'0", 2'8"

Profiles

1203-GBGFALE ☀ ■
6'8": 3'6", 3'0", 2'8"
7'0": 3'0"

Flat Bar Grilles Between Glass



TS1203-GBGFW ■
6'8": 3'0", 2'10", 2'8"
TS1203-GBGFWLE ☀ ■
6'8": 3'0", 2'8"

Traditions

TS1203-GBGFALE ☀ ■
6'8": 3'0", 2'8", 2'6", 2'6" N

Flat Bar Grilles Between Glass



Traditions
TS198-GBGFWLE ☀ ■
6'8": 3'0", 2'10", 2'8"

Profiles

198-GBGFWLE ☀ ■
6'8": 3'6", 3'0", 2'8"
7'0": 3'0"

Fixed Grilles



Traditions
TS128-FXG ■ ◆
6'8": 3'0", 2'8", 2'6",
2'6" N
TS128-FXGLE ☀ ■ ◆
6'8": 3'0", 2'10", 2'8"

Profiles

128-FXG ■ ◆
6'8": 3'6", 3'0", 2'8"
7'0": 3'0"
128-FXGLE ☀ ■ ◆
6'8": 3'6", 3'0", 2'8"
7'0": 3'0"

Fixed Grilles



Traditions
TS108-FXG ■ ◆
6'8": 3'0", 2'10", 2'8"
TS108-FXGLE ☀ ■ ◆
6'8": 3'0", 2'10", 2'8",
2'6", 2'6" N

Profiles

108-FXG ■ ◆
6'8": 3'6", 2'8"
108-FXGLE ☀ ■ ◆
6'8": 3'6", 3'0", 2'8"

Low-E / Clear Internal Blinds



Traditions
TS130-RT ■
6'8": 3'0", 2'10", 2'8",
2'6", 2'6" N, 2'4"
TS130-RTLLE ☀ ■
6'8": 3'0", 2'10", 2'8",
2'6", 2'6" N, 2'4"

Profiles

130-RT ■
6'8": 3'6", 3'0", 2'8"
7'0": 3'0"
130-RTLLE ☀ ■
6'8": 3'6", 3'0", 2'8"
7'0": 3'0"

Low-E / Clear



Traditions
TS118 ■
6'8": 3'0", 2'8", 2'6",
2'6" N
TS118-LE ☀ ■
6'8": 3'0", 2'10", 2'8",
2'6", 2'6" N, 2'4", 2'0"

Profiles

118 ■
6'8": 3'6", 3'0", 2'8"
7'0": 3'0"
118-LE ☀ ■
6'8": 3'6", 2'8"
7'0": 3'0"

Steel
3/4 Glass



Profiles, Chord Glass, Door – 959HDXC

Key

- No Stile Lines
- Flush-Glazed Glass
- Vented Sidelite
- ◆ Black Nickel
- Brushed Nickel
- ◆ Brass
- ✕ Wrought Iron
- XK.....Reeded
- XG.....Geometric
- XE.....Satin Etch
- XC.....Chord
- XJ.....Chinchilla
- XR.....Rainglass
- XN.....Granite
- ☀ Low-E
- CL.....Clear
- ▤ Flat Frame
- 🔥 20-Minute Fire-Rated

SIMULATED DIVIDED LITES

- ▤ Simulated Divided Lites
- 1 1.125" Flat Simulated Divided Lites
- 2 3.5" Flat Simulated Divided Lites
- 3 4.25" Flat Simulated Divided Lites
- 4 5.5" Flat Simulated Divided Lites
- 5 4.25" & 5.5" Flat Combo Simulated Divided Lites
- 6 1.6" Flat Simulated Divided Lites
- ▤ Removable Wood Grilles
- ◆ Fixed Grilles


FLAT PROFILE GRILLES BETWEEN GLASS

- GBGFW ... Flat White Grilles Between Glass
- GBGFA Flat Almond Grilles Between Glass
- GBGFB..... Flat Bronze Grilles Between Glass
- GBGFK..... Flat Black Grilles Between Glass

CONTOUR PROFILE GRILLES BETWEEN GLASS

- GBGCW ... Contour White Grilles Between Glass
- GBGCA Contour Almond Grilles Between Glass
- GBGCB.... Contour Bronze Grilles Between Glass
- GBGCK.... Contour Black Grilles Between Glass

Blackstone.




Profiles
1037HD ◆ ■ ■ ■
6'8": 3'0"

Crystalline.




Profiles
1042HD ◆ ■ ■ ■
6'8": 3'0"

Sedona



Profiles
965HD ◆ ■ ■ ■
6'8": 3'0"

Salinas.



Profiles
968HD ✕ ■ ■ ■
6'8": 3'0"

Maple Park.



Profiles
1009HD ◆ ■ ■ ■
6'8": 3'0"

Avonlea.



Profiles
1038HD ◆ ■ ■ ■
6'8": 3'0"

Saratoga.



Profiles
1039HD ◆ ■ ■ ■
6'8": 3'0"

Wellesley.



Profiles
1041HD ◆ ■ ■ ■
6'8": 3'0"

Concorde-



Profiles
967HD ◆
6'8":3'0"

Kensington-



Profiles
03142HD ◆
6'8":3'0"

Axis-



Profiles
1644HD ◆
6'8":3'0"

Privacy SDL Profiles



Satin Etch
961HDXE-SDL
6'8":3'0"

Privacy Profiles



- Chord**
959HDXC
6'8":3'0"

- Granite**
959HDXN
6'8":3'0"

- Rainglass**
959HDXR
6'8":3'0"

- Satin Etch**
959HDXE
6'8":3'0"

Chincilla
959HDXJ
6'8":3'0"

Low-E / Clear SDL



Profiles
961HD-SDL
6'8":3'0"
961HD-SDLLE ✨
6'8":3'0"

Flat Bar Grilles Between Glass



961HD-GBGFW
6'8":3'0"
961HD-GBGFWLE ✨
6'8":3'0"

Profiles
961HD-GBGFA
6'8":3'0"
961HD-GBGFALE ✨
6'8":3'0"


Flat Bar Grilles Between Glass



2109HD-GBGFWLE ✨
6'8":3'0"


Profiles
2109HD-GBGFALE ✨
6'8":3'0"
2109HD-GBGFW
6'8":3'0"

Flat Bar Grilles Between Glass



Profiles
2110HD-GBGFWLE ✨
6'8":3'0"

Low-E / Clear Internal Blinds



Profiles
5425-RT
6'8":3'0"
5425-RTLLE ✨
6'8":3'0"

Low-E / Clear



Profiles
959HD
6'8":3'0"
959HD-LE ✨
6'8":3'0"

Steel
1/2 Glass



Profiles, Sedona Glass, Door – 996HD, Sidelite – 139SL

Key

- No Stile Lines
- Flush-Glazed Glass
- Vented Sidelite
- ◆ Black Nickel
- Brushed Nickel
- ◆ Brass
- ✕ Wrought Iron
- XK.....Reeded
- XG.....Geometric
- XE.....Satin Etch
- XC.....Chord
- XJ.....Chinchilla
- XR.....Rainglass
- XN.....Granite
- ☀ Low-E
- CL.....Clear
- ▤ Flat Frame
- 🔥 20-Minute Fire-Rated

SIMULATED DIVIDED LITES

- ▤ Simulated Divided Lites
- 1 1.125" Flat Simulated Divided Lites
- 2 3.5" Flat Simulated Divided Lites
- 3 4.25" Flat Simulated Divided Lites
- 4 5.5" Flat Simulated Divided Lites
- 5 4.25" & 5.5" Flat Combo Simulated Divided Lites
- 6 1.6" Flat Simulated Divided Lites
- Removable Wood Grilles
- ◆ Fixed Grilles

FLAT PROFILE GRILLES BETWEEN GLASS

- GBGFW ... Flat White Grilles Between Glass
- GBGFA..... Flat Almond Grilles Between Glass
- GBGFB..... Flat Bronze Grilles Between Glass
- GBGFK..... Flat Black Grilles Between Glass

CONTOUR PROFILE GRILLES BETWEEN GLASS

- GBGCW ... Contour White Grilles Between Glass
- GBGCA..... Contour Almond Grilles Between Glass
- GBGCB..... Contour Bronze Grilles Between Glass
- GBGCK..... Contour Black Grilles Between Glass

Blackstone.



Profiles
311HD ◆ ■
6'8": 3'0", 2'8"

Traditions


TS311 ◆ ■
6'8": 3'0", 2'10", 2'8",
2'6" N

Blackstone.



Profiles
1001HD ◆ ■
6'8": 3'0", 2'8"

Blackstone.



Profiles
1117HD ◆ ■
6'8": 3'0", 2'8"

Blackstone.



Profiles
309HD ◆ ■
6'8": 3'0", 2'8"

Traditions

TS309 ◆ ■
6'8": 3'0", 2'10", 2'8"

Crystalline.



Profiles
930HD ■
6'8": 2'8"

Traditions


TS930 ■
6'8": 3'0", 2'10", 2'8",
2'6" N

Crystalline.




Profiles
991HD ◆ ■
6'8": 3'0", 2'8"

Crystalline.



Profiles
1119HD ◆ ■
6'8": 3'0", 2'8"

Crystalline.




Profiles
926HD ◆ ■
6'8": 3'0", 2'8"

Traditions


TS926 ◆ ■
6'8": 3'0", 2'10", 2'8"

Sedona




Profiles
996HD
6'8": 3'0", 2'8"

Sedona



Profiles
1114HD
6'8": 3'0", 2'8"

Sedona



Profiles
211HD
6'8": 3'0", 2'8"

Traditions
TS211
6'8": 3'0", 2'10", 2'8"

Salinas.



Profiles
1002HD
6'8": 3'0", 2'8"

Salinas.



Profiles
1115HD
6'8": 3'0", 2'8"

Salinas.



Profiles
374HD
6'8": 3'0", 2'8"

Traditions
TS374
6'8": 3'0", 2'10", 2'8"

Maple Park.



Profiles
1008HD
6'8": 3'0", 2'8"

Traditions
TS964
6'8": 3'0", 2'10", 2'8",
2'6" N

Maple Park.



Profiles
1011HD
6'8": 3'0", 2'8"

Maple Park.



Profiles
1116HD
6'8": 3'0", 2'8"


Maple Park.



Profiles
1007HD
6'8": 3'0", 2'8"


Traditions
TS963
6'8": 3'0", 2'10", 2'8"

Avonlea.




Profiles
1034HD
6'8": 3'0", 2'8"

Avonlea.



Profiles
1107HD
6'8": 3'0", 2'8"

Avonlea.



Traditions
TS1031
6'8": 3'0", 2'10", 2'8"

Saratoga.



Profiles
615HD
6'8": 3'0", 2'8"

Traditions
TS615
6'8": 3'0", 2'10", 2'8",
2'6" N

Saratoga.



Profiles
988HD
6'8": 3'0", 2'8"

Saratoga.



Profiles
1112HD
6'8": 3'0", 2'8"

Steel 1/2 Glass

Key

- No Stile Lines
- ▲ Flush-Glazed Glass
- Vented Sidelite
- ◆ Black Nickel
- Brushed Nickel
- ◆ Brass
- ✕ Wrought Iron
- XK.....Reeded
- XG.....Geometric
- XE.....Satin Etch
- XC.....Chord
- XJ.....Chinchilla
- XR.....Rainglass
- XN.....Granite
- ☀ Low-E
- CL.....Clear
- └ Flat Frame
- 🔥 20-Minute Fire-Rated

SIMULATED DIVIDED LITES

- Simulated Divided Lites
- 1 1.125" Flat Simulated Divided Lites
- 2 3.5" Flat Simulated Divided Lites
- 3 4.25" Flat Simulated Divided Lites
- 4 5.5" Flat Simulated Divided Lites
- 5 4.25" & 5.5" Flat Combo Simulated Divided Lites
- 6 1.6" Flat Simulated Divided Lites
- ▶ Removable Wood Grilles
- ◆ Fixed Grilles

FLAT PROFILE GRILLES BETWEEN GLASS

- GBGFW ... Flat White Grilles Between Glass
- GBGFA.... Flat Almond Grilles Between Glass
- GBGFB.... Flat Bronze Grilles Between Glass
- GBGFK.... Flat Black Grilles Between Glass

CONTOUR PROFILE GRILLES BETWEEN GLASS

- GBGCW ... Contour White Grilles Between Glass
- GBGCA.... Contour Almond Grilles Between Glass
- GBGCB.... Contour Bronze Grilles Between Glass
- GBGCK.... Contour Black Grilles Between Glass


Saratoga-



Traditions
TS613 ◆ ■ ■
6'8": 3'0", 2'10", 2'8"

Profiles
613HD ◆ ■ ■
6'8": 3'0", 2'8"

Wellesley-



Traditions
TS625 ■ ■ ■
6'8": 3'0", 2'10", 2'8",
2'6" N


Profiles
625HD ■ ■ ■
6'8": 3'0", 2'8"

Wellesley-




Profiles
989HD ◆ ■ ■
6'8": 3'0", 2'8"

Wellesley-



Profiles
1120HD ◆ ■ ■
6'8": 3'0", 2'8"

Wellesley-



Traditions
TS623 ◆ ■ ■
6'8": 3'0", 2'10", 2'8"

Profiles
623HD ◆ ■ ■
6'8": 3'0", 2'8"

Concorde-



Traditions
TS430 ◆ ■ ■
6'8": 3'0", 2'10", 2'8",
2'6" N


Profiles
430HD ◆ ■ ■
6'8": 3'0", 2'8"

Concorde-



Profiles
999HD ◆ ■ ■ ◆
6'8": 3'0", 2'8"

Concorde-



Profiles
1118HD ◆ ■ ■ ◆
6'8": 3'0", 2'8"

Concorde-



Traditions
TS426 ◆ ■ ■ ◆
6'8": 3'0", 2'10", 2'8"

Profiles
426HD ◆ ■ ■ ◆
6'8": 3'0", 2'8"


Kensington-



Traditions
TS629 ◆ ■ ■
6'8": 3'0", 2'10", 2'8",
2'6" N


Profiles
628HD ◆ ■ ■
6'8": 3'0", 2'8"

Kensington-



Profiles
631HD ◆ ■ ■
6'8": 3'0", 2'8"

Kensington-



Profiles
1113HD ◆ ■ ■
6'8": 3'0", 2'8"

Note: Product images show exterior

Kensington.



Traditions
TS627
6'8": 3'0", 2'10", 2'8"


Profiles
627HD
6'8": 3'0", 2'8"

Pembridge.



Profiles
6565HD
6'8": 3'0", 2'8"

Pembridge.



Profiles
6568HD
6'8": 3'0", 2'8"

Pembridge.



Traditions
TS6560
6'8": 3'0", 2'10", 2'8"

Profiles
6560HD
6'8": 2'8"

Axis.



Profiles
1657HD
6'8": 3'0", 2'8"

Axis.



Profiles
1659HD
6'8": 3'0", 2'8"

Axis.



Profiles
1660HD
6'8": 3'0", 2'8"

Traditions
TS1660
6'8": 3'0", 2'10", 2'8"

Frosted Images.



Profiles
289EHD
6'8": 3'0", 2'8"

Traditions
TS289E
6'8": 3'0", 2'10", 2'8",
2'6" N

Frosted Images.



Profiles
985HD
6'8": 3'0", 2'8"

Frosted Images.



Profiles
1110HD
6'8": 3'0", 2'8"

Frosted Images.



Profiles
206EHD
6'8": 3'0", 2'8"

Traditions
TS206E
6'8": 3'0", 2'10", 2'8"

Privacy SDL



Profiles
982HDXR-SDL
6'8": 3'0", 2'8"

Satin Etch
982HDXE-SDL
6'8": 3'0", 2'8"

Privacy SDL



Profiles
1123HDXE-SDL
6'8": 3'0", 2'8"

Privacy SDL



Profiles
262HDXR-SDL
6'8": 3'0"

Satin Etch
262HDXE-SDL
6'8": 3'0", 2'8"


Privacy SDL



Profiles
TS262XR-SDL
6'8": 3'0", 2'10", 2'8"

Satin Etch
TS262XE-SDL
6'8": 3'0", 2'10", 2'8"

Privacy



Profiles
104XC
6'8": 3'0", 2'8"
7'0": 3'0"

Rainglass
104XR
6'8": 3'0", 2'8"
7'0": 3'0"

Satin Etch
104XE
6'8": 3'0", 2'8"
7'0": 3'0"

Steel 1/2 Glass

Key

- No Stile Lines
- Flush-Glazed Glass
- Vented Sidelite
- ◆ Black Nickel
- Brushed Nickel
- ◆ Brass
- ✕ Wrought Iron
- XK.....Reeded
- XG.....Geometric
- XE.....Satin Etch
- XC.....Chord
- XJ.....Chinchilla
- XR.....Rainglass
- XN.....Granite
- ☀ Low-E
- CL.....Clear
- └ Flat Frame
- 🔥 20-Minute Fire-Rated

SIMULATED DIVIDED LITES

- 📄 Simulated Divided Lites
- 1 1.125" Flat Simulated Divided Lites
- 2 3.5" Flat Simulated Divided Lites
- 3 4.25" Flat Simulated Divided Lites
- 4 5.5" Flat Simulated Divided Lites
- 5 4.25" & 5.5" Flat Combo Simulated Divided Lites
- 6 1.6" Flat Simulated Divided Lites
- Removable Wood Grilles
- ◆ Fixed Grilles


FLAT PROFILE GRILLES BETWEEN GLASS

- GBGFW ... Flat White Grilles Between Glass
- GBGFA.... Flat Almond Grilles Between Glass
- GBGFB.... Flat Bronze Grilles Between Glass
- GBGFK.... Flat Black Grilles Between Glass

CONTOUR PROFILE GRILLES BETWEEN GLASS

- GBGCW ... Contour White Grilles Between Glass
- GBGCA.... Contour Almond Grilles Between Glass
- GBGCB.... Contour Bronze Grilles Between Glass
- GBGCK.... Contour Black Grilles Between Glass

Privacy Traditions



- **Rainglass TS104XR**
6'8": 3'0", 2'10", 2'8"
- **Satin Etch TS104XE**
6'8": 3'0", 2'10", 2'8"

Chord TS104XC
6'8": 3'0", 2'10", 2'8"

Privacy Profiles



- **Satin Etch 289HDXE**
6'8": 3'0", 2'8"

Rainglass 289HDXR
6'8": 3'0", 2'8"

Privacy Traditions



- **Satin Etch TS289XE**
6'8": 3'0", 2'10", 2'8", 2'6" N

Rainglass TS289XR
6'8": 3'0", 2'10", 2'8", 2'6" N

Privacy Profiles



- **Rainglass 980HDXR**
6'8": 3'0", 2'8"
- **Satin Etch 980HDXE**
6'8": 3'0", 2'8"

Chord 980HDXC
6'8": 3'0", 2'8"

Privacy Profiles



- **Rainglass 1101XRHD**
6'8": 3'0", 2'8"
- **Satin Etch 1101XEHD**
6'8": 3'0", 2'8"

Chord 1101XCHD
6'8": 3'0", 2'8"

Privacy Profiles



- **Rainglass 206HDXR**
6'8": 3'0", 2'8"
- **Satin Etch 206HDXE**
6'8": 3'0", 2'8"

Chord 206HDXC
6'8": 3'0", 2'8"

Privacy Traditions



- **Rainglass TS206XR**
6'8": 3'0", 2'8"
- **Satin Etch TS206XE**
6'8": 3'0", 2'10", 2'8"

Chord TS206XC
6'8": 3'0", 2'10", 2'8"

Low-E / Clear SDL



Profiles 982HD-SDL 📄
6'8": 3'0", 2'8"

982HD-SDLLE ☀ 📄
6'8": 3'0", 2'8"

Low-E / Clear SDL



Profiles 1123HD-SDL 📄
6'8": 3'0", 2'8"

1123HD-SDLLE ☀ 📄
6'8": 3'0", 2'8"

Low-E / Clear SDL



- **Traditions TS262-SDL** 📄
6'8": 3'0", 2'10", 2'8"
- **TS262-SDLLE** ☀ 📄
6'8": 3'0", 2'10", 2'8"

Profiles 262HD-SDL 📄
6'8": 3'0", 2'8"

262HD-SDLLE ☀ 📄
6'8": 3'0", 2'8"

Flat Bar Grilles Between Glass



Profiles 263HD-GBGFA
6'8": 3'0", 2'8"

263HD-GBGFW
6'8": 3'0", 2'8"

263HD-GBGFWLE ☀
6'8": 3'0", 2'8"

Flat Bar Grilles Between Glass



Profiles 1411HD-GBGFA
6'8": 3'0", 2'8"

Note: Product images show exterior

Flat Bar Grilles Between Glass



982HD-GBGFWLE 
6'8": 3'0", 2'8"

Profiles

982HD-GBGFBLE 
6'8": 3'0", 2'8"
982HD-GBGFW
6'8": 3'0", 2'8"

Flat Bar Grilles Between Glass



Profiles

1405HD-GBGFWLE 
6'8": 3'0", 2'8"

Flat Bar Grilles Between Glass



1123HD-GBGFWLE 
6'8": 3'0", 2'8"

Profiles

1123HD-GBGFBLE 
6'8": 3'0", 2'8"
1123HD-GBGFW
6'8": 3'0", 2'8"

Flat Bar Grilles Between Glass





Profiles



1406HD-GBGFWLE 
6'8": 3'0", 2'8"

Flat Bar Grilles Between Glass



Traditions
TS262-GBGFBLE 
6'8": 3'0", 2'10", 2'8"
TS262-GBGFW
6'8": 3'0", 2'10", 2'8",
2'6" N
TS262-GBGFWLE

6'8": 3'0", 2'10", 2'8"

Profiles

262HD-GBGFBLE 
6'8": 3'0", 2'8"
262HD-GBGFW
6'8": 3'0", 2'8"
262HD-GBGFWLE 
6'8": 3'0", 2'8"

Flat Bar Grilles Between Glass




Traditions
TS1408-GBGFWLE

6'8": 3'0", 2'10", 2'8"

Profiles

1408HD-GBGFWLE 
6'8": 3'0", 2'8"

Fixed Grilles



Profiles



115HD-FXG 
6'8": 3'0", 2'8"
7'0": 3'0"



Traditions
TS115-FXG 
6'8": 3'0", 2'10",
2'8", 2'6"

Fixed Grilles



Profiles



263HD-FXG 
6'8": 3'0", 2'8"
263HD-FXGLE 
6'8": 3'0", 2'8"

Traditions
TS263-FXG 
6'8": 3'0", 2'8", 2'6" N
TS263-FXGLE 
6'8": 3'0", 2'10", 2'8",
2'6" N


Fixed Grilles





Profiles

982HD-FXG 
6'8": 3'0", 2'8"
982HD-FXGLE 
6'8": 3'0", 2'8"

Fixed Grilles





Profiles



1123HD-FXG 
6'8": 3'0", 2'8"
1123HD-FXGLE 
6'8": 3'0", 2'8"

Fixed Grilles




Profiles

262HD-FXG 
6'8": 3'0", 2'8"
262HD-FXGLE 
6'8": 3'0", 2'8"


Traditions
TS262-FXG 
6'8": 3'0", 2'10", 2'8",
2'6" N
TS262-FXGLE 
6'8": 3'0", 2'10", 2'8",
2'6" N

Low-E / Clear Internal Blinds



Profiles

131-RT
6'8": 3'0", 2'8"
7'0": 3'0"
131-RTLE 
6'8": 3'0", 2'8"
7'0": 3'0"

Traditions
TS131-RT
6'8": 3'0", 2'10",
2'8", 2'6"
TS131-RTLE 
6'8": 3'0", 2'10",
2'8", 2'6"

Low-E / Clear Internal Blinds



Profiles

984HD-RT
6'8": 3'0", 2'8"
984HD-RTLE 
6'8": 3'0", 2'8"

Low-E / Clear Internal Blinds



Profiles

1121HD-RT
6'8": 3'0", 2'8"
1121HD-RTLE 
6'8": 3'0", 2'8"

Low-E / Clear Internal Blinds



Profiles

132HD-RT
6'8": 3'0", 2'8"
132HD-RTLE 
6'8": 3'0", 2'8"

Traditions
TS132-RT
6'8": 3'0", 2'10", 2'8",
2'6" N
TS132-RTLE 
6'8": 3'0", 2'8", 2'6" N

Clear Vented Lite



Profiles

137
6'8": 3'0", 2'8"
7'0": 3'0"

Traditions
TS137
6'8": 3'0", 2'10", 2'8"

Clear Vented Lite



Profiles
1004HD
6'8": 3'0", 2'8"

Clear Vented Lite



Profiles
1102HD
6'8": 3'0", 2'8"

Clear Vented Lite



Profiles
243HD
6'8": 3'0", 2'8"

Traditions
TS243
6'8": 3'0", 2'10", 2'8"

Low-E / Clear



Profiles
104
6'8": 3'0", 2'8"
7'0": 3'0"

104-LE
6'8": 3'0", 2'8"
7'0": 3'0"

Traditions
TS104
6'8": 3'0", 2'10", 2'8", 2'6"

TS104-LE
6'8": 3'0", 2'10", 2'8", 2'6"

Low-E / Clear



Profiles
105
6'8": 3'0", 2'8"
7'0": 3'0"

105-LE
6'8": 3'0", 2'8"
7'0": 3'0"

Traditions
TS105
6'8": 3'0", 2'10", 2'8", 2'6"

TS105-LE
6'8": 3'0", 2'10", 2'8", 2'6"

Low-E / Clear



Profiles
289HD
6'8": 3'0", 2'8"

289HD-LE
6'8": 3'0", 2'8"

Traditions
TS289
6'8": 3'0", 2'10", 2'8", 2'6" N

TS289-LE
6'8": 3'0", 2'10", 2'8", 2'6" N

Low-E / Clear



Profiles
980HD
6'8": 3'0", 2'8"

980HD-LE
6'8": 3'0", 2'8"

Low-E / Clear



Profiles
1101HD
6'8": 3'0", 2'8"

1101HD-LE
6'8": 3'0", 2'8"

Low-E / Clear



Profiles
206HD
6'8": 3'0", 2'8"

206HD-LE
6'8": 3'0", 2'8"

Traditions
TS206
6'8": 3'0", 2'10", 2'8", 2'6" N

TS206-LE
6'8": 3'0", 2'10", 2'8", 2'6" N

Steel
Oval & Center Arch



Avonlea glass in black nickel.

Key

- No Stile Lines
- 🔥 Flush-Glazed Glass
- Vented Sidelite
- ◆ Black Nickel
- Brushed Nickel
- ◆ Brass
- ✂ Wrought Iron
- XK Reeded
- XG Geometric
- XE Satin Etch
- XC Chord
- XJ Chinchilla
- XR Rainglass
- XN Granite
- ☀ Low-E
- CL Clear
- ▭ Flat Frame
- 🔥 20-Minute Fire-Rated

SIMULATED DIVIDED LITES

- 📄 Simulated Divided Lites
- 1 1.125" Flat Simulated Divided Lites
- 2 3.5" Flat Simulated Divided Lites
- 3 4.25" Flat Simulated Divided Lites
- 4 5.5" Flat Simulated Divided Lites
- 5 4.25" & 5.5" Flat Combo Simulated Divided Lites
- 6 1.6" Flat Simulated Divided Lites
- Removable Wood Grilles
- ◆ Fixed Grilles

FLAT PROFILE GRILLES BETWEEN GLASS

- GBGFW ... Flat White Grilles Between Glass
- GBGFA Flat Almond Grilles Between Glass
- GBGFB Flat Bronze Grilles Between Glass
- GBGFK Flat Black Grilles Between Glass

CONTOUR PROFILE GRILLES BETWEEN GLASS

- GBGCW ... Contour White Grilles Between Glass
- GBGCA Contour Almond Grilles Between Glass
- GBGCB Contour Bronze Grilles Between Glass
- GBGCK Contour Black Grilles Between Glass

Blackstone.



Profiles
1025HD ◆ ■ ■ ■
6'8": 3'0"

Avonlea.



Profiles
1047HD ◆ ◆
6'8": 3'0"

Wellesley.



Profiles
1022HD ◆ ■ ■ ■
6'8": 3'0"

Concorde.



Profiles
1024HD ◆ ■ ■ ■
6'8": 3'0"

Kensington.



Profiles
630HD ◆ ◆ ■ ■
6'8": 3'0"

Frosted Images.



Profiles
1021HD
6'8": 3'0"



Maple Park Decorative Glass

Key

- No Stile Lines
- ◊ Flush-Glazed Glass
- Vented Sidelite
- ◆ Black Nickel
- Brushed Nickel
- ◆ Brass
- ✕ Wrought Iron
- XK.....Reeded
- XG.....Geometric
- XE.....Satin Etch
- XC.....Chord
- XJ.....Chinchilla
- XR.....Rainglass
- XN.....Granite
- ☀ Low-E
- CL.....Clear
- ▤ Flat Frame
- 🔥 20-Minute Fire-Rated

SIMULATED DIVIDED LITES

- ▤ Simulated Divided Lites
- 1 1.125" Flat Simulated Divided Lites
- 2 3.5" Flat Simulated Divided Lites
- 3 4.25" Flat Simulated Divided Lites
- 4 5.5" Flat Simulated Divided Lites
- 5 4.25" & 5.5" Flat Combo Simulated Divided Lites
- 6 1.6" Flat Simulated Divided Lites
- Removable Wood Grilles
- ◆ Fixed Grilles

FLAT PROFILE GRILLES BETWEEN GLASS

- GBGFW ... Flat White Grilles Between Glass
- GBGFA Flat Almond Grilles Between Glass
- GBGFB..... Flat Bronze Grilles Between Glass
- GBGFK..... Flat Black Grilles Between Glass

CONTOUR PROFILE GRILLES BETWEEN GLASS

- GBGCW ... Contour White Grilles Between Glass
- GBGCA Contour Almond Grilles Between Glass
- GBGCB..... Contour Bronze Grilles Between Glass
- GBGCK..... Contour Black Grilles Between Glass

Sedona



Profiles
604HD ◆ ■
6'8": 3'0", 2'8"

Maple Park.



Profiles
609HD ◆ ■
6'8": 3'0", 2'8"

Saratoga.



Profiles
602HD ◆ ■
6'8": 3'0", 2'8"

Axis.



Profiles
1650HD ◆
6'8": 3'0", 2'8"

Privacy SDL

Profiles



Chincilla
605HDXJ-SDL ▤
6'8": 3'0", 2'8"

Chord
605HDXC-SDL ▤
6'8": 3'0", 2'8"

Granite
605HDXN-SDL ▤
6'8": 3'0", 2'8"

Rainglass
605HDXR-SDL ▤
6'8": 3'0", 2'8"

Satin Etch
605HDXE-SDL ▤
6'8": 3'0", 2'8"

Privacy SDL

Profiles



Chincilla
606HDXJ-SDL ▤
6'8": 3'0", 2'8"

Chord
606HDXC-SDL ▤
6'8": 3'0", 2'8"

Granite
606HDXN-SDL ▤
6'8": 3'0", 2'8"

Rainglass
606HDXR-SDL ▤
6'8": 3'0", 2'8"

Satin Etch
606HDXE-SDL ▤
6'8": 3'0", 2'8"

Privacy SDL

Profiles



Chincilla
607HDXJ-SDL ▤
6'8": 3'0", 2'8"

Chord
607HDXC-SDL ▤
6'8": 3'0", 2'8"

Granite
607HDXN-SDL ▤
6'8": 3'0", 2'8"

Rainglass
607HDXR-SDL ▤
6'8": 3'0", 2'8"

Satin Etch
607HDXE-SDL ▤
6'8": 3'0", 2'8"

Privacy SDL

Profiles



Chincilla
608HDXJ-SDL ▤
6'8": 3'0", 2'8"

Chord
608HDXC-SDL ▤
6'8": 3'0", 2'8"


Granite
608HDXN-SDL ▤
6'8": 3'0", 2'8"


Rainglass
608HDXR-SDL ▤
6'8": 3'0", 2'8"


Satin Etch
608HDXE-SDL ▤
6'8": 3'0", 2'8"


Privacy Profiles



-  **Chord**
601XCHD
6'8": 3'0", 2'8"

-  **Granite**
601XNHD
6'8": 3'0", 2'8"

-  **Rainglass**
601XRHD
6'8": 3'0", 2'8"

-  **Satin Etch**
601XEHD
6'8": 3'0", 2'8"

Chincilla
601XJHD
6'8": 3'0", 2'8"

Low-E SDL



Profiles
605HD-SDLLE ☀️ 🚩
6'8": 3'0", 2'8"

Low-E SDL



Profiles
606HD-SDLLE ☀️ 🚩
6'8": 3'0", 2'8"

Low-E SDL



Profiles
607HD-SDLLE ☀️ 🚩
6'8": 3'0", 2'8"

Low-E SDL



Profiles
608HD-SDLLE ☀️ 🚩
6'8": 3'0", 2'8"

Low-E



Profiles
601HD-LE ☀️
6'8": 3'0", 2'8"

Steel Minimal Glass



Concorde glass

Key

- No Stile Lines
- Flush-Glazed Glass
- Vented Sidelite
- ◆ Black Nickel
- Brushed Nickel
- ◆ Brass
- ✕ Wrought Iron
- XK.....Reeded
- XG.....Geometric
- XE.....Satin Etch
- XC.....Chord
- XJ.....Chinchilla
- XR.....Rainglass
- XN.....Granite
- ☀ Low-E
- CL.....Clear
- ▤ Flat Frame
- 🔥 20-Minute Fire-Rated

SIMULATED DIVIDED LITES

- ▤ Simulated Divided Lites
- 1 1.125" Flat Simulated Divided Lites
- 2 3.5" Flat Simulated Divided Lites
- 3 4.25" Flat Simulated Divided Lites
- 4 5.5" Flat Simulated Divided Lites
- 5 4.25" & 5.5" Flat Combo Simulated Divided Lites
- 6 1.6" Flat Simulated Divided Lites
- ▶ Removable Wood Grilles
- ◆ Fixed Grilles

FLAT PROFILE GRILLES BETWEEN GLASS

- GBGFW ... Flat White Grilles Between Glass
- GBGFA Flat Almond Grilles Between Glass
- GBGFB..... Flat Bronze Grilles Between Glass
- GBGFK..... Flat Black Grilles Between Glass

CONTOUR PROFILE GRILLES BETWEEN GLASS

- GBGCW ... Contour White Grilles Between Glass
- GBGCA Contour Almond Grilles Between Glass
- GBGCB.... Contour Bronze Grilles Between Glass
- GBGCK..... Contour Black Grilles Between Glass

Maple Park.



Traditions
TS736 ◆
6'8": 3'0", 2'8"

Saratoga.



Traditions
TS707 ◆
6'8": 3'0", 2'8"

Concorde.



Traditions
TS454 ■◆
6'8": 3'0", 2'8"

Concorde.



Traditions
TS735 ◆ ■
6'8": 3'0", 2'8"

Axis.



Profiles
1643HD ◆
6'8": 3'0", 2'8"

Traditions
TS1643 ◆
6'8": 3'0", 2'10", 2'8",
2'6" N

Privacy Profiles



Chinchilla
296HDXJ
6'8": 3'0", 2'8"

Chord
296HDXC
6'8": 3'0", 2'8"

Granite
296HDXN
6'8": 3'0", 2'8"

Rainglass
296HDXR
6'8": 3'0", 2'8"

Satin Etch
296HDXE
6'8": 3'0", 2'8"

Privacy Traditions



Chinchilla
TS296XJ
6'8": 3'0", 2'10",
2'8", 2'6" N

Chord
TS296XC
6'8": 3'0", 2'10", 2'8",
2'6" N

Granite
TS296XN
6'8": 3'0", 2'10", 2'8",
2'6" N

Rainglass
TS296XR
6'8": 3'0", 2'10", 2'8",
2'6" N

Satin Etch
TS296XE
6'8": 3'0", 2'10", 2'8",
2'6" N

Fixed Grilles



Traditions
TS255-FXG ◆
6'8": 3'0", 2'8"

TS255-FXGLE ☀ ◆
6'8": 3'0", 2'8"

Fixed Grilles



Traditions
TS704-FXG ◆
 6'8": 3'0", 2'8"

Fixed Grilles



Profiles
236HD-FXG ◆
 6'8": 3'0", 2'8"

Traditions
TS236-FXG ◆
 6'8": 3'0", 2'8"

Low-E / Clear



Profiles
296HD
 6'8": 3'0", 2'8"
296HD-LE ☀
 6'8": 3'0", 2'8"

Traditions
TS296
 6'8": 3'0", 2'10", 2'8",
 2'6" N
TS296-LE ☀
 6'8": 3'0", 2'10", 2'8",
 2'6" N

Low-E / Clear



Traditions
TS256
 6'8": 3'0", 2'8"
TS256-LE ☀
 6'8": 3'0", 2'8"

Low-E / Clear



Traditions
TS708
 6'8": 3'0", 2'8"
TS708-LE ☀
 6'8": 3'0", 2'8"

Steel
Solid Panel



Profiles Door – 205HD

Key

- No Stile Lines
- ◊ Flush-Glazed Glass
- Vented Sidelite
- ◆ Black Nickel
- Brushed Nickel
- ◆ Brass
- ✕ Wrought Iron
- XK..... Reeded
- XG..... Geometric
- XE..... Satin Etch
- XC..... Chord
- XJ..... Chinchilla
- XR..... Rainglass
- XN..... Granite
- ☀ Low-E
- CL..... Clear
- ▤ Flat Frame
- 🔥 20-Minute Fire-Rated

SIMULATED DIVIDED LITES

- ▤ Simulated Divided Lites
- 1 1.125" Flat Simulated Divided Lites
- 2 3.5" Flat Simulated Divided Lites
- 3 4.25" Flat Simulated Divided Lites
- 4 5.5" Flat Simulated Divided Lites
- 5 4.25" & 5.5" Flat Combo Simulated Divided Lites
- 6 1.6" Flat Simulated Divided Lites
- Removable Wood Grilles
- ◆ Fixed Grilles

FLAT PROFILE GRILLES BETWEEN GLASS

- GBGFW ... Flat White Grilles Between Glass
- GBGFA Flat Almond Grilles Between Glass
- GBGFB..... Flat Bronze Grilles Between Glass
- GBGFK..... Flat Black Grilles Between Glass

CONTOUR PROFILE GRILLES BETWEEN GLASS

- GBGCW ... Contour White Grilles Between Glass
- GBGCA Contour Almond Grilles Between Glass
- GBGCB.... Contour Bronze Grilles Between Glass
- GBGCK..... Contour Black Grilles Between Glass

2 Panel Plank Soft Arch
Flush



Profiles
205HD
6'8": 3'0", 2'8"

2 Panel Soft Arch Flush



Profiles
1005HD
6'8": 3'0", 2'8"

2 Panel Square Top Flush



Profiles
978HD
6'8": 3'0", 2'8"

6 Panel Flush



Traditions
TS210
6'8": 3'0", 2'10", 2'8",
2'6" N

Profiles
210HD
6'8": 3'0", 2'8"

3 Panel Scroll Top Flush



Profiles
969HD
6'8": 3'0"

4 Panel Square Top Flush



Traditions
TS214
6'8": 3'0", 2'8"

2 Panel Craftsman Flush



Profiles
203HD
6'8": 3'0", 2'8"

Flush Panel



Traditions
TS100
6'8": 3'0", 2'10", 2'8",
2'6", 2'4", 2'0"

Profiles
100
6'8": 3'6", 3'0", 2'8"
7'0": 3'0"

Steel
Full, 1/2 Glass & Craftsman Sidelites



Profiles, Blackstone Glass, Door – 1025HD, Sidelites – 310SL

Key

- No Stile Lines
- Flush-Glazed Glass
- Vented Sidelite
- ◆ Black Nickel
- Brushed Nickel
- ◆ Brass
- ✕ Wrought Iron
- XK.....Reeded
- XG.....Geometric
- XE.....Satin Etch
- XC.....Chord
- XJ.....Chinchilla
- XR.....Rainglass
- XN.....Granite
- ☀ Low-E
- CL.....Clear
- ▤ Flat Frame
- 🔥 20-Minute Fire-Rated

SIMULATED DIVIDED LITES

- ▤ Simulated Divided Lites
- 1 1.125" Flat Simulated Divided Lites
- 2 3.5" Flat Simulated Divided Lites
- 3 4.25" Flat Simulated Divided Lites
- 4 5.5" Flat Simulated Divided Lites
- 5 4.25" & 5.5" Flat Combo Simulated Divided Lites
- 6 1.6" Flat Simulated Divided Lites
- ▤ Removable Wood Grilles
- ◆ Fixed Grilles

FLAT PROFILE GRILLES BETWEEN GLASS

- GBGFW ... Flat White Grilles Between Glass
- GBGFA Flat Almond Grilles Between Glass
- GBGFB Flat Bronze Grilles Between Glass
- GBGFK Flat Black Grilles Between Glass

CONTOUR PROFILE GRILLES BETWEEN GLASS

- GBGCW ... Contour White Grilles Between Glass
- GBGCA Contour Almond Grilles Between Glass
- GBGCB Contour Bronze Grilles Between Glass
- GBGCK Contour Black Grilles Between Glass

Blackstone.



Traditions
310SL ◆ ■ ■
6'8": 14", 12"

Crystalline.



Traditions
916SL ◆ ■ ■
6'8": 14", 12"

Sedona



Traditions
139SL ◆ ■ ■
6'8": 14", 12"
139SL-FF ▤ ◆ ■
6'8": 14", 12"

Salinas.



Traditions
369SL ✕ ■
6'8": 14", 12"

Maple Park.



Traditions
1006SL ◆ ■ ■
6'8": 14", 12"

Saratoga.



Traditions
610SL ◆ ■ ■
6'8": 14", 12"

Wellesley-



Traditions
620SL ◆ ■ ■
6'8": 14", 12"

Concorde.



Traditions
416SL ◆ ■ ■
6'8": 14", 12"

Kensington-



Traditions
626SL
6'8": 14", 12"

Axis.



Traditions
1651SL
6'8": 14", 12"
1651SL-FF
6'8": 14", 12"

Privacy SDL

Traditions



Rainglass
6184XRSL-SDL
6'8": 12"

Satin Etch
6184XESL-SDL
6'8": 12"

Chord
6184XCSSL-SDL
6'8": 12"

Privacy

Traditions



Chord
100XCSSL
6'8": 14", 12"

100XCSSL-FF
6'8": 14", 12"

Geometric
100XCSSL-FF
6'8": 12"

Chincilla
100XJSL
6'8": 14", 12"
100XJSL-FF
6'8": 14", 12"

Privacy Traditions



Rainglass
100XRSL
6'8": 14", 12"
100XRSL-FF
6'8": 14", 12"

Satin Etch
100XESL
6'8": 14", 12"
100XESL-FF
6'8": 14", 12"

Granite
100XNSL
6'8": 14", 12"
100XNSL-FF
6'8": 14", 12"

Low-E / Clear SDL



Traditions
6184SL-SDL
6'8": 12"
6184SL-SDLLE
6'8": 12"

Flat Bar Grilles Between Glass



Traditions
632SL-GBGFW
6'8": 14", 12"
632SL-GBGFWLE
6'8": 14", 12"

Fixed Grilles



Traditions
632SL-FXG
6'8": 14", 12"
632SL-FXGLE
6'8": 14", 12"

Low-E / Clear Internal Blinds



Traditions
130SL-RT
6'8": 14", 12"
130SL-RTLLE
6'8": 14", 12"

Low-E / Clear



Traditions
100SL
6'8": 14", 12"
100SL-FFLE
6'8": 14", 12"
100SL-LE
6'8": 14", 12"

Wellesley-



Traditions
TS625SL
6'8": 14"

Flat Bar Grilles Between Glass



Traditions
TS1405SL-GBGFA
6'8": 14"

Privacy Traditions



Granite
TS296XNSL
6'8": 14"



Pembridge glass

Key

- No Stile Lines
- Flush-Glazed Glass
- Vented Sidelite
- ◆ Black Nickel
- Brushed Nickel
- ◆ Brass
- ✕ Wrought Iron
- XK.....Reeded
- XG.....Geometric
- XE.....Satin Etch
- XC.....Chord
- XJ.....Chinchilla
- XR.....Rainglass
- XN.....Granite
- ☀ Low-E
- CL.....Clear
- └ Flat Frame
- 🔥 20-Minute Fire-Rated

SIMULATED DIVIDED LITES

- ▭ Simulated Divided Lites
- 1 1.125" Flat Simulated Divided Lites
- 2 3.5" Flat Simulated Divided Lites
- 3 4.25" Flat Simulated Divided Lites
- 4 5.5" Flat Simulated Divided Lites
- 5 4.25" & 5.5" Flat Combo Simulated Divided Lites
- 6 1.6" Flat Simulated Divided Lites
- Removable Wood Grilles
- ◆ Fixed Grilles

FLAT PROFILE GRILLES BETWEEN GLASS

- GBGFW ... Flat White Grilles Between Glass
- GBGFA Flat Almond Grilles Between Glass
- GBGFB..... Flat Bronze Grilles Between Glass
- GBGFK..... Flat Black Grilles Between Glass

CONTOUR PROFILE GRILLES BETWEEN GLASS

- GBGCW ... Contour White Grilles Between Glass
- GBGCA Contour Almond Grilles Between Glass
- GBGCB.... Contour Bronze Grilles Between Glass
- GBGCK.... Contour Black Grilles Between Glass

Sedona



Profiles

- 2SN ◆ ■ └
- 6'8": 3'6", 3'0", 2'8"
- 2SN-FF ◆ ■ └
- 6'8": 3'6", 3'0", 2'8"

Saratoga



Profiles

- 2SG ◆ ■ └
- 6'8": 3'6", 3'0", 2'8"
- 2SG-FF ◆ ■ └
- 6'8": 3'6", 3'0", 2'8"


Pembridge



Profiles

- 2PB-FF ◆ ■ └
- 6'8": 3'6", 3'0", 2'8"

Axis




Profiles

- 2AX ◆
- 6'8": 3'6", 3'0", 2'8"
- 2AX-FF ◆ ■ └
- 6'8": 3'6", 3'0", 2'8"

Privacy

Profiles



Chinchilla

- 2XJ ◆
- 6'8": 3'6", 3'0", 2'8"
- 2XJ-FF ◆ ■ └
- 6'8": 3'6", 3'0", 2'8"

Low-E




Profiles

- 2CL-FFLE ◆ ■ └ ☀
- 6'8": 3'6", 3'0", 2'8"
- 2CL-LE ☀
- 6'8": 3'6", 3'0", 2'8"

Privacy

Profiles



Rainglass

- 2XR ◆
- 6'8": 3'6", 3'0", 2'8"
- 2XR-FF ◆ ■ └
- 6'8": 3'6", 3'0", 2'8"

Blackstone



Profiles

- 1LBS ◆ ■ └ ■
- 6'8": 3'6", 3'0", 2'8"

Key

- No Stile Lines
- Flush-Glazed Glass
- Vented Sidelite
- ◆ Black Nickel
- Brushed Nickel
- ◆ Brass
- ✕ Wrought Iron
- XK Reeded
- XG Geometric
- XE Satin Etch
- XC Chord
- XJ Chinchilla
- XR Rainglass
- XN Granite
- ☀ Low-E
- CL Clear
- └ Flat Frame
- 🔥 20-Minute Fire-Rated

SIMULATED DIVIDED LITES

- 📖 Simulated Divided Lites
- 1 1.125" Flat Simulated Divided Lites
- 2 3.5" Flat Simulated Divided Lites
- 3 4.25" Flat Simulated Divided Lites
- 4 5.5" Flat Simulated Divided Lites
- 5 4.25" & 5.5" Flat Combo Simulated Divided Lites
- 6 1.6" Flat Simulated Divided Lites
- Removable Wood Grilles
- ◆ Fixed Grilles

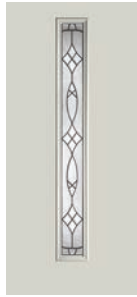
FLAT PROFILE GRILLES BETWEEN GLASS

- GBGFW ... Flat White Grilles Between Glass
- GBGFA.... Flat Almond Grilles Between Glass
- GBGFB.... Flat Bronze Grilles Between Glass
- GBGFK.... Flat Black Grilles Between Glass

CONTOUR PROFILE GRILLES BETWEEN GLASS

- GBGCW ... Contour White Grilles Between Glass
- GBGCA.... Contour Almond Grilles Between Glass
- GBGCB.... Contour Bronze Grilles Between Glass
- GBGCK.... Contour Black Grilles Between Glass

Blackstone.




Profiles
1BS ◆ ■ ■ ■
6'8": 3'6", 3'0", 2'8"

Blackstone.




Profiles
1RBS ◆ ■ ■ ■
6'8": 3'6", 3'0", 2'8"

Crystalline.




Profiles
1LBL ◆ ■ ■ ■
6'8": 3'6", 3'0", 2'8"

Crystalline.



Profiles
1BL ◆ ■ ■ ■
6'8": 3'6", 3'0", 2'8"

Crystalline.




Profiles
1RBL ◆ ■ ■ ■
6'8": 3'6", 3'0", 2'8"

Sedona



Profiles
1LSN ◆ ■ ■ ■
6'8": 3'6", 3'0", 2'8"
1LSN-FF ◆ ■ ■ ■
6'8": 3'6", 3'0", 2'8"

Sedona



Profiles
1SN ◆ ■ ■ ■
6'8": 3'6", 3'0", 2'8"
1SN-FF ◆ ■ ■ ■
6'8": 3'6", 3'0", 2'8"

Sedona



Profiles
1RSN ◆ ■ ■ ■
6'8": 3'6", 3'0", 2'8"
1RSN-FF ◆ ■ ■ ■
6'8": 3'6", 3'0", 2'8"

Salinas.



Profiles
1LSA ✕
6'8": 3'6", 3'0", 2'8"

Salinas.




Profiles
1SA ✕
6'8": 3'6", 3'0", 2'8"

Salinas.




Profiles
1RSA ✕
6'8": 3'6", 3'0", 2'8"

Saratoga.



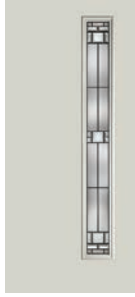
Profiles
1LSG ◆ ■ ■ ■
6'8": 3'6", 3'0", 2'8"

Saratoga-




Profiles
1SG ◆
 6'8": 3'6", 3'0", 2'8"

Saratoga-



Profiles
1RSG ◆
 6'8": 3'6", 3'0", 2'8"

Axis.



Profiles
1LAX ◆
 6'8": 3'6", 3'0", 2'8"
1LAX-FF ◆
 6'8": 3'6", 3'0", 2'8"

Axis.



Profiles
1AX ◆
 6'8": 3'6", 3'0", 2'8"
1AX-FF ◆
 6'8": 3'6", 3'0", 2'8"

Axis.



Profiles
1RAX ◆
 6'8": 3'6", 3'0", 2'8"
1RAX-FF ◆
 6'8": 3'6", 3'0", 2'8"

Privacy Profiles



Chord
1LXC
 6'8": 3'6", 3'0", 2'8"
1LXC-FF ◆
 6'8": 3'6", 3'0", 2'8"

Geometric
1LXG-FF ◆
 6'8": 3'6"

Privacy Profiles



Granite
1LXN
 6'8": 3'6", 3'0", 2'8"
1LXN-FF ◆
 6'8": 3'6", 3'0", 2'8"

Privacy Profiles



Chincilla
1XJ
 6'8": 3'6", 3'0", 2'8"
1XJ-FF ◆
 6'8": 3'6", 3'0", 2'8"

Privacy Profiles



Granite
1XN
 6'8": 3'6", 3'0", 2'8"
1XN-FF ◆
 6'8": 3'6", 3'0", 2'8"

Rainglass
1XR
 6'8": 3'6", 3'0", 2'8"
1XR-FF ◆
 6'8": 3'6", 3'0", 2'8"

Satin Etch
1XE
 6'8": 3'6", 3'0", 2'8"
1XE-FF ◆
 6'8": 3'6", 3'0", 2'8"

Privacy Profiles



Chincilla
1RXJ
 6'8": 3'6", 3'0", 2'8"
1RXJ-FF ◆
 6'8": 3'6", 3'0", 2'8"

Chord
1RXC
 6'8": 3'6", 3'0", 2'8"
1RXC-FF ◆
 6'8": 3'6", 3'0", 2'8"

Geometric
1RXG-FF ◆
 6'8": 3'6"

Privacy Profiles



Granite
1RXN
 6'8": 3'6", 3'0", 2'8"
1RXN-FF ◆
 6'8": 3'6", 3'0", 2'8"

Rainglass
1RXR
 6'8": 3'6", 3'0", 2'8"
1RXR-FF ◆
 6'8": 3'6", 3'0", 2'8"

Satin Etch
1RXE
 6'8": 3'6", 3'0", 2'8"
1RXE-FF ◆
 6'8": 3'6", 3'0", 2'8"

Low-E / Clear



Profiles
1LCL
 6'8": 3'6", 3'0", 2'8"
1LCL-FFLE ◆
 6'8": 3'6", 3'0", 2'8"

1LCL-LE ☀
 6'8": 3'6", 3'0", 2'8"

Low-E / Clear



Profiles
1CL
 6'8": 3'6", 3'0", 2'8"
1CL-FFLE ◆
 6'8": 3'6", 3'0", 2'8"

1CL-LE ☀
 6'8": 3'6", 3'0", 2'8"

Low-E / Clear



Profiles
1RCL
 6'8": 3'6", 3'0", 2'8"
1RCL-FFLE ◆
 6'8": 3'6", 3'0", 2'8"

1RCL-LE ☀
 6'8": 3'6", 3'0", 2'8"

Axis.



Profiles
4LAX ◆
 6'8": 3'6", 3'0", 2'8"
4LAX-FF ◆
 6'8": 3'6", 3'0", 2'8"

Axis.



Profiles
4AX ◆
 6'8": 3'6", 3'0", 2'8"
4AX-FF ◆
 6'8": 3'6", 3'0", 2'8"

Key

- No Stile Lines
- Flush-Glazed Glass
- Vented Sidelite
- ◆ Black Nickel
- Brushed Nickel
- ◆ Brass
- ✕ Wrought Iron
- XK.....Reeded
- XG.....Geometric
- XE.....Satin Etch
- XC.....Chord
- XJ.....Chinchilla
- XR.....Rainglass
- XN.....Granite
- ☀ Low-E
- CL.....Clear
- └ Flat Frame
- 🔥 20-Minute Fire-Rated

SIMULATED DIVIDED LITES

- 📖 Simulated Divided Lites
- 1 1.125" Flat Simulated Divided Lites
- 2 3.5" Flat Simulated Divided Lites
- 3 4.25" Flat Simulated Divided Lites
- 4 5.5" Flat Simulated Divided Lites
- 5 4.25" & 5.5" Flat Combo Simulated Divided Lites
- 6 1.6" Flat Simulated Divided Lites
- Removable Wood Grilles
- ◆ Fixed Grilles


FLAT PROFILE GRILLES BETWEEN GLASS

- GBGFW ... Flat White Grilles Between Glass
- GBGFA.... Flat Almond Grilles Between Glass
- GBGFB.... Flat Bronze Grilles Between Glass
- GBGFK.... Flat Black Grilles Between Glass

CONTOUR PROFILE GRILLES BETWEEN GLASS


- GBGCW ... Contour White Grilles Between Glass
- GBGCA.... Contour Almond Grilles Between Glass
- GBGCB.... Contour Bronze Grilles Between Glass
- GBGCK.... Contour Black Grilles Between Glass

Axis.



Profiles
4RAX ◆
6'8": 3'6", 3'0", 2'8"
4RAX-FF └ ◆
6'8": 3'6", 3'0", 2'8"

Axis.



Profiles
5RAX ◆
6'8": 3'6", 3'0", 2'8"
5RAX-FF └ ◆
6'8": 3'6", 3'0", 2'8"

Axis.



Profiles
8RAX ◆
6'8": 3'6", 3'0", 2'8"
8RAX-FF └ ◆
6'8": 3'6", 3'0", 2'8"

Axis.




Profiles
9RAX ◆
6'8": 3'6", 3'0", 2'8"
9RAX-FF └ ◆
6'8": 3'6", 3'0", 2'8"

Axis.



Profiles
5LAX ◆
6'8": 3'6", 3'0", 2'8"
5LAX-FF └ ◆
6'8": 3'6", 3'0", 2'8"

Axis.



Profiles
8LAX ◆
6'8": 3'6", 3'0", 2'8"
8LAX-FF └ ◆
6'8": 3'6", 3'0", 2'8"

Axis.



Profiles
9LAX ◆
6'8": 3'6", 3'0", 2'8"
9LAX-FF └ ◆
6'8": 3'6", 3'0", 2'8"

Privacy

- Profiles**
- **Chord**
4LXC
6'8": 3'6", 3'0", 2'8"
4LXC-FF └ ◆
6'8": 3'6", 3'0", 2'8"
 - **Geometric**
4LXG-FF └ ◆
6'8": 3'6", 3'0", 2'8"

Chinchilla

- 4LXJ
6'8": 3'6", 3'0", 2'8"
4LXJ-FF └ ◆
6'8": 3'6", 3'0", 2'8"

Axis.



Profiles
5AX ◆
6'8": 3'6", 3'0", 2'8"
5AX-FF └ ◆
6'8": 3'6", 3'0", 2'8"

Axis.



Profiles
8AX ◆
6'8": 3'6", 3'0", 2'8"
8AX-FF └ ◆
6'8": 3'6", 3'0", 2'8"

Axis.



Profiles
9AX ◆
6'8": 3'6", 3'0", 2'8"
9AX-FF └ ◆
6'8": 3'6", 3'0", 2'8"

Privacy

- Profiles**
- **Rainglass**
4LXR
6'8": 3'6", 3'0", 2'8"
4LXR-FF └ ◆
6'8": 3'6", 3'0", 2'8"
 - **Satin Etch**
4LXE
6'8": 3'6", 3'0", 2'8"
4LXE-FF └ ◆
6'8": 3'6", 3'0", 2'8"

Granite

- 4LXN
6'8": 3'6", 3'0", 2'8"
4LXN-FF └ ◆
6'8": 3'6", 3'0", 2'8"

Privacy Profiles



- Chord**
4XC
6'8": 3'6", 3'0", 2'8"
- 4XC-FF
6'8": 3'6", 3'0", 2'8"
- Geometric**
4XG-FF
6'8": 3'6", 3'0", 2'8"

Chincilla
4XJ
6'8": 3'6", 3'0", 2'8"

4XJ-FF
6'8": 3'6", 3'0", 2'8"

Privacy Profiles




- Rainglass**
4XR
6'8": 3'6", 3'0", 2'8"
- 4XR-FF
6'8": 3'6", 3'0", 2'8"
- Satin Etch**
4XE
6'8": 3'6", 3'0", 2'8"
- 4XE-FF
6'8": 3'6", 3'0", 2'8"

Granite
4XN
6'8": 3'6", 3'0", 2'8"

4XN-FF
6'8": 3'6", 3'0", 2'8"

Privacy Profiles



- Chord**
4RXC
6'8": 3'6", 3'0", 2'8"
- 4RXC-FF
6'8": 3'6", 3'0", 2'8"
- Geometric**
4RXG-FF
6'8": 3'6", 3'0", 2'8"

Chincilla
4RXJ
6'8": 3'6", 3'0", 2'8"

4RXJ-FF
6'8": 3'6", 3'0", 2'8"

Privacy Profiles




- Rainglass**
4R XR
6'8": 3'6", 3'0", 2'8"
- 4R XR-FF
6'8": 3'6", 3'0", 2'8"
- Satin Etch**
4R XE
6'8": 3'6", 3'0", 2'8"
- 4R XE-FF
6'8": 3'6", 3'0", 2'8"

Granite
4RXN
6'8": 3'6", 3'0", 2'8"

4RXN-FF
6'8": 3'6", 3'0", 2'8"

Privacy Profiles



- Chord**
5LXC
6'8": 3'6", 3'0", 2'8"
- 5LXC-FF
6'8": 3'6", 3'0", 2'8"
- Geometric**
5LXG-FF
6'8": 3'6", 3'0", 2'8"

Chincilla
5LXJ
6'8": 3'6", 3'0", 2'8"

5LXJ-FF
6'8": 3'6", 3'0", 2'8"

Privacy Profiles



- Rainglass**
5LXR
6'8": 3'6", 3'0", 2'8"
- 5LXR-FF
6'8": 3'6", 3'0", 2'8"
- Satin Etch**
5LXE
6'8": 3'6", 3'0", 2'8"
- 5LXE-FF
6'8": 3'6", 3'0", 2'8"

Granite
5LXN
6'8": 3'6", 3'0", 2'8"

5LXN-FF
6'8": 3'6", 3'0", 2'8"

Privacy Profiles



- Chord**
5XC
6'8": 3'6", 3'0", 2'8"
- 5XC-FF
6'8": 3'6", 3'0", 2'8"
- Geometric**
5XG-FF
6'8": 3'6", 3'0", 2'8"

Chincilla
5XJ
6'8": 3'6", 3'0", 2'8"

5XJ-FF
6'8": 3'6", 3'0", 2'8"

Privacy Profiles




- Rainglass**
5XR
6'8": 3'6", 3'0", 2'8"
- 5XR-FF
6'8": 3'6", 3'0", 2'8"
- Satin Etch**
5XE
6'8": 3'6", 3'0", 2'8"
- 5XE-FF
6'8": 3'6", 3'0", 2'8"

Granite
5XN
6'8": 3'6", 3'0", 2'8"

5XN-FF
6'8": 3'6", 3'0", 2'8"

Privacy Profiles




- Chord**
5RXC
6'8": 3'6", 3'0", 2'8"
- 5RXC-FF
6'8": 3'6", 3'0", 2'8"
- Geometric**
5RXG-FF
6'8": 3'6", 3'0", 2'8"

Chincilla
5RXJ
6'8": 3'6", 3'0", 2'8"

5RXJ-FF
6'8": 3'6", 3'0", 2'8"

Privacy Profiles



- Rainglass**
5R XR
6'8": 3'6", 3'0", 2'8"
- 5R XR-FF
6'8": 3'6", 3'0", 2'8"
- Satin Etch**
5R XE
6'8": 3'6", 3'0", 2'8"
- 5R XE-FF
6'8": 3'6", 3'0", 2'8"

Granite
5RXN
6'8": 3'6", 3'0", 2'8"

5RXN-FF
6'8": 3'6", 3'0", 2'8"

Privacy Profiles



- Chord**
8LXC
6'8": 3'6", 3'0", 2'8"
- 8LXC-FF
6'8": 3'6", 3'0", 2'8"
- Geometric**
8LXG-FF
6'8": 3'6", 3'0", 2'8"

Chincilla
8LXJ
6'8": 3'6", 3'0", 2'8"

8LXJ-FF
6'8": 3'6", 3'0", 2'8"

Privacy Profiles



- Rainglass**
8R XR
6'8": 3'6", 3'0", 2'8"
- 8R XR-FF
6'8": 3'6", 3'0", 2'8"
- Satin Etch**
8R XE
6'8": 3'6", 3'0", 2'8"
- 8R XE-FF
6'8": 3'6", 3'0", 2'8"

Granite
8LXN
6'8": 3'6", 3'0", 2'8"

8LXN-FF
6'8": 3'6", 3'0", 2'8"

Privacy Profiles



- Chord**
8XC
6'8": 3'6", 3'0", 2'8"
- 8XC-FF
6'8": 3'6", 3'0", 2'8"
- Geometric**
8XG-FF
6'8": 3'6", 3'0", 2'8"

Chincilla
8XJ
6'8": 3'6", 3'0", 2'8"

8XJ-FF
6'8": 3'6", 3'0", 2'8"

Privacy Profiles



- Rainglass**
8XR
6'8": 3'6", 3'0", 2'8"
- 8XR-FF
6'8": 3'6", 3'0", 2'8"
- Satin Etch**
8XE
6'8": 3'6", 3'0", 2'8"
- 8XE-FF
6'8": 3'6", 3'0", 2'8"

Granite
8XN
6'8": 3'6", 3'0", 2'8"

8XN-FF
6'8": 3'6", 3'0", 2'8"

Privacy Profiles



- Chord**
8RXC
6'8": 3'6", 3'0", 2'8"
- 8RXC-FF
6'8": 3'6", 3'0", 2'8"
- Geometric**
8RXG-FF
6'8": 3'6", 3'0", 2'8"

Chincilla
8RXJ
6'8": 3'6", 3'0", 2'8"

8RXJ-FF
6'8": 3'6", 3'0", 2'8"

Privacy Profiles



- Rainglass**
8R XR
6'8": 3'6", 3'0", 2'8"
- 8R XR-FF
6'8": 3'6", 3'0", 2'8"
- Satin Etch**
8R XE
6'8": 3'6", 3'0", 2'8"
- 8R XE-FF
6'8": 3'6", 3'0", 2'8"

Granite
8RXN
6'8": 3'6", 3'0", 2'8"

8RXN-FF
6'8": 3'6", 3'0", 2'8"

Key

-No Stile Lines
-Flush-Glazed Glass
-Vented Sidelite
- ◆Black Nickel
-Brushed Nickel
- ◆Brass
- ✕Wrought Iron
- XK.....Reeded
- XG.....Geometric
- XE.....Satin Etch
- XC.....Chord
- XJ.....Chinchilla
- XR.....Rainglass
- XN.....Granite
- ☀Low-E
- CL.....Clear
- └Flat Frame
- 🔥20-Minute Fire-Rated

SIMULATED DIVIDED LITES

- ▭ Simulated Divided Lites
- 11.125" Flat Simulated Divided Lites
- 23.5" Flat Simulated Divided Lites
- 34.25" Flat Simulated Divided Lites
- 45.5" Flat Simulated Divided Lites
- 54.25" & 5.5" Flat Combo Simulated Divided Lites
- 61.6" Flat Simulated Divided Lites
- >Removable Wood Grilles
- ◆Fixed Grilles

FLAT PROFILE GRILLES BETWEEN GLASS

- GBGFW ... Flat White Grilles Between Glass
- GBGFA.... Flat Almond Grilles Between Glass
- GBGFB.... Flat Bronze Grilles Between Glass
- GBGFK.... Flat Black Grilles Between Glass

CONTOUR PROFILE GRILLES BETWEEN GLASS

- GBGCW ... Contour White Grilles Between Glass
- GBGCA.... Contour Almond Grilles Between Glass
- GBGCB.... Contour Bronze Grilles Between Glass
- GBGCK.... Contour Black Grilles Between Glass

Privacy Profiles



- Chord**
9LXC
6'8": 3'6", 3'0", 2'8"
- 9LXC-FF └
- 6'8": 3'6", 3'0", 2'8"

- Geometric**
9LXG-FF └
- 6'8": 3'6", 3'0", 2'8"

Chincilla

- 9LXJ
6'8": 3'6", 3'0", 2'8"
- 9LXJ-FF └
- 6'8": 3'6", 3'0", 2'8"

Privacy Profiles



- Rainglass**
9LXR
6'8": 3'6", 3'0", 2'8"
- 9LXR-FF └
- 6'8": 3'6", 3'0", 2'8"

- Satin Etch**
9LXE
6'8": 3'6", 3'0", 2'8"
- 9LXE-FF └
- 6'8": 3'6", 3'0", 2'8"

Granite

- 9LXN
6'8": 3'6", 3'0", 2'8"
- 9LXN-FF └
- 6'8": 3'6", 3'0", 2'8"

Privacy Profiles



- Chord**
9XC
6'8": 3'6", 3'0", 2'8"
- 9XC-FF └
- 6'8": 3'6", 3'0", 2'8"

- Geometric**
9XG-FF └
- 6'8": 3'6", 3'0", 2'8"

Chincilla

- 9XJ
6'8": 3'6", 3'0", 2'8"
- 9XJ-FF └
- 6'8": 3'6", 3'0", 2'8"

Privacy Profiles



- Rainglass**
9XR
6'8": 3'6", 3'0", 2'8"
- 9XR-FF └
- 6'8": 3'6", 3'0", 2'8"

- Satin Etch**
9XE
6'8": 3'6", 3'0", 2'8"
- 9XE-FF └
- 6'8": 3'6", 3'0", 2'8"

Granite

- 9XN
6'8": 3'6", 3'0", 2'8"
- 9XN-FF └
- 6'8": 3'6", 3'0", 2'8"

Privacy Profiles



- Chord**
9RXC
6'8": 3'6", 3'0", 2'8"
- 9RXC-FF └
- 6'8": 3'6", 3'0", 2'8"

- Geometric**
9RXG-FF └
- 6'8": 3'6", 3'0", 2'8"

Chincilla

- 9RXJ
6'8": 3'6", 3'0", 2'8"
- 9RXJ-FF └
- 6'8": 3'6", 3'0", 2'8"

Privacy Profiles



- Rainglass**
9RXR
6'8": 3'6", 3'0", 2'8"
- 9RXR-FF └
- 6'8": 3'6", 3'0", 2'8"

- Satin Etch**
9RXE
6'8": 3'6", 3'0", 2'8"
- 9RXE-FF └
- 6'8": 3'6", 3'0", 2'8"

Granite

- 9RXN
6'8": 3'6", 3'0", 2'8"
- 9RXN-FF └
- 6'8": 3'6", 3'0", 2'8"

Low-E / Clear



- 4LCL-FFLE └ ☀
- 6'8": 3'6", 3'0", 2'8"
- 4LCL-LE ☀
- 6'8": 3'6", 3'0", 2'8"

Profiles

- 4LCL
6'8": 3'6", 3'0", 2'8"
- 4LCL-FF └
- 6'8": 3'6", 3'0", 2'8"

Low-E / Clear



- 4RCL-FFLE └ ☀
- 6'8": 3'6", 3'0", 2'8"
- 4RCL-LE ☀
- 6'8": 3'6", 3'0", 2'8"

Profiles

- 4RCL
6'8": 3'6", 3'0", 2'8"
- 4RCL-FF └
- 6'8": 3'6", 3'0", 2'8"

Low-E / Clear



- 5RCL-FFLE └ ☀
- 6'8": 3'6", 3'0", 2'8"
- 5RCL-LE ☀
- 6'8": 3'6", 3'0", 2'8"

Profiles

- 5RCL
6'8": 3'6", 3'0", 2'8"
- 5RCL-FF └
- 6'8": 3'6", 3'0", 2'8"

Low-E / Clear



- 5LCL-FFLE └ ☀
- 6'8": 3'6", 3'0", 2'8"
- 5LCL-LE ☀
- 6'8": 3'6", 3'0", 2'8"

Profiles

- 5LCL
6'8": 3'6", 3'0", 2'8"
- 5LCL-FF └
- 6'8": 3'6", 3'0", 2'8"

Low-E / Clear



- 5CCL-FFLE └ ☀
- 6'8": 3'6", 3'0", 2'8"
- 5CCL-LE ☀
- 6'8": 3'6", 3'0", 2'8"

Profiles

- 5CCL
6'8": 3'6", 3'0", 2'8"
- 5CCL-FF └
- 6'8": 3'6", 3'0", 2'8"

Low-E / Clear




- 5RCL-FFLE └ ☀
- 6'8": 3'6", 3'0", 2'8"
- 5RCL-LE ☀
- 6'8": 3'6", 3'0", 2'8"

Profiles

- 5RCL
6'8": 3'6", 3'0", 2'8"
- 5RCL-FF └
- 6'8": 3'6", 3'0", 2'8"

Note: Product images show exterior

Low-E / Clear




8CL-FFLE
6'8":3'6", 3'0", 2'8"
8CL-LE
6'8":3'6", 3'0", 2'8"

Profiles

8CL
6'8":3'6", 3'0", 2'8"
8CL-FF
6'8":3'6", 3'0", 2'8"

Low-E / Clear



8CL-FFLE
6'8":3'6", 3'0", 2'8"
8CL-LE
6'8":3'6", 3'0", 2'8"

Profiles

8CL
6'8":3'6", 3'0", 2'8"
8CL-FF
6'8":3'6", 3'0", 2'8"

Low-E / Clear



8RCL-FFLE
6'8":3'6", 3'0", 2'8"
8RCL-LE
6'8":3'6", 3'0", 2'8"

Profiles

8RCL
6'8":3'6", 3'0", 2'8"
8RCL-FF
6'8":3'6", 3'0", 2'8"

Low-E / Clear



9CL-FFLE
6'8":3'6", 3'0", 2'8"
9CL-LE
6'8":3'6", 3'0", 2'8"

Profiles

9CL
6'8":3'6", 3'0", 2'8"
9CL-FF
6'8":3'6", 3'0", 2'8"

Low-E / Clear



9CL-FFLE
6'8":3'6", 3'0", 2'8"
9CL-LE
6'8":3'6", 3'0", 2'8"

Profiles

9CL
6'8":3'6", 3'0", 2'8"
9CL-FF
6'8":3'6", 3'0", 2'8"

Low-E / Clear



9RCL-FFLE
6'8":3'6", 3'0", 2'8"
9RCL-LE
6'8":3'6", 3'0", 2'8"

Profiles

9RCL
6'8":3'6", 3'0", 2'8"
9RCL-FF
6'8":3'6", 3'0", 2'8"

Pulse® Steel Sidelites



Axis glass in black nickel.

Key

- No Stile Lines
- Flush-Glazed Glass
- Vented Sidelite
- ◆ Black Nickel
- Brushed Nickel
- ◆ Brass
- ✕ Wrought Iron
- XK.....Reeded
- XG.....Geometric
- XE.....Satin Etch
- XC.....Chord
- XJ.....Chinchilla
- XR.....Rainglass
- XN.....Granite
- ☀ Low-E
- CL.....Clear
- └ Flat Frame
- 🔥 20-Minute Fire-Rated

SIMULATED DIVIDED LITES

- ▭ Simulated Divided Lites
- 1 1.125" Flat Simulated Divided Lites
- 2 3.5" Flat Simulated Divided Lites
- 3 4.25" Flat Simulated Divided Lites
- 4 5.5" Flat Simulated Divided Lites
- 5 4.25" & 5.5" Flat Combo Simulated Divided Lites
- 6 1.6" Flat Simulated Divided Lites
- Removable Wood Grilles
- ◆ Fixed Grilles

FLAT PROFILE GRILLES BETWEEN GLASS

- GBGFW ... Flat White Grilles Between Glass
- GBGFA Flat Almond Grilles Between Glass
- GBGFB..... Flat Bronze Grilles Between Glass
- GBGFK..... Flat Black Grilles Between Glass

CONTOUR PROFILE GRILLES BETWEEN GLASS

- GBGCW ... Contour White Grilles Between Glass
- GBGCA Contour Almond Grilles Between Glass
- GBGCB.... Contour Bronze Grilles Between Glass
- GBGCK.... Contour Black Grilles Between Glass

Axis.



Traditions

TS4AXSL ◆

6'8": 14", 12"

TS4AXSL-FF └ ◆

6'8": 14", 12"

Axis.



Traditions

TS5AXSL ◆

6'8": 14", 12"

TS5AXSL-FF └ ◆

6'8": 14", 12"

Axis.



Traditions

TS10AXSL ◆

6'8": 14", 12"

TS10AXSL-FF └ ◆

6'8": 14", 12"

Axis.



Traditions

TS9AXSL ◆

6'8": 14", 12"

TS9AXSL-FF └ ◆

6'8": 14", 12"

Privacy

Traditions



Chord

TS4XCSSL

6'8": 14", 12"

TS4XCSSL-FF └

6'8": 14", 12"

Geometric

TS4XGSL-FF └

6'8": 14", 12"

Chinchilla

TS4XJSL

6'8": 14", 12"

TS4XJSL-FF └

6'8": 14", 12"

Privacy

Traditions



Rainglass

TS4XRSL

6'8": 14", 12"

TS4XRSL-FF └

6'8": 14", 12"

Satin Etch

TS4XESL

6'8": 14", 12"

TS4XESL-FF └

6'8": 14", 12"

Granite

TS4XNSL

6'8": 14", 12"

TS4XNSL-FF └

6'8": 14", 12"

Privacy

Traditions



Chord

TS5XCSSL

6'8": 14", 12"

TS5XCSSL-FF └

6'8": 14", 12"

Geometric

TS5XGSL-FF └

6'8": 14", 12"

Chinchilla

TS5XJSL

6'8": 14", 12"

TS5XJSL-FF └

6'8": 14", 12"

Privacy

Traditions



Rainglass

TS5XRSL

6'8": 14", 12"

TS5XRSL-FF └

6'8": 14", 12"

Satin Etch

TS5XESL

6'8": 14", 12"

TS5XESL-FF └

6'8": 14", 12"

Granite

TS5XNSL

6'8": 14", 12"

TS5XNSL-FF └

6'8": 14", 12"

Privacy Traditions



Chord
TS10XCSSL
6'8": 14", 12"

TS10XCSSL-FF
6'8": 14", 12"

Geometric
TS10XGSSL-FF
6'8": 14", 12"

Chincilla

TS10XJSL
6'8": 14", 12"

TS10XJSL-FF
6'8": 14", 12"

Privacy Traditions



Rainglass
TS10XRSL
6'8": 14", 12"

TS10XRSL-FF
6'8": 14", 12"

Satin Etch
TS10XESL
6'8": 14", 12"

TS10XESL-FF
6'8": 14", 12"

Granite

TS10XNSL
6'8": 14", 12"

TS10XNSL-FF
6'8": 14", 12"

Privacy Traditions



Chord
TS9XCSSL
6'8": 14", 12"

TS9XCSSL-FF
6'8": 14", 12"

Geometric
TS9XGSSL-FF
6'8": 14", 12"

Chincilla

TS9XJSL
6'8": 14", 12"

TS9XJSL-FF
6'8": 14", 12"

Privacy Traditions



Rainglass
TS9XRSL
6'8": 14", 12"

TS9XRSL-FF
6'8": 14", 12"

Satin Etch
TS9XESL
6'8": 14", 12"

TS9XESL-FF
6'8": 14", 12"

Granite


TS9XNSL
6'8": 14", 12"

TS9XNSL-FF
6'8": 14", 12"

Low-E / Clear



TS4CLSL-FFLE 
6'8": 14", 12"

TS4CLSL-LE 
6'8": 14", 12"

Traditions


TS4CLSL
6'8": 14", 12"

TS4CLSL-FF 
6'8": 14", 12"

Low-E / Clear



TS5CLSL-FFLE 
6'8": 14", 12"

TS5CLSL-LE 
6'8": 14", 12"

Traditions


TS5CLSL
6'8": 14", 12"

TS5CLSL-FF 
6'8": 14", 12"

Low-E / Clear



TS10CLSL-FFLE 
6'8": 14", 12"

TS10CLSL-LE 
6'8": 14", 12"

Traditions


TS10CLSL
6'8": 14", 12"

TS10CLSL-FF 
6'8": 14", 12"

Low-E / Clear




TS9CLSL-FFLE 
6'8": 14", 12"

TS9CLSL-LE 
6'8": 14", 12"

Traditions

TS9CLSL
6'8": 14", 12"

TS9CLSL-FF 
6'8": 14", 12"

Steel
8'0" Full Glass



Crystalline glass in black nickel.

Key

- No Stile Lines
- Flush-Glazed Glass
- Vented Sidelite
- ◆ Black Nickel
- Brushed Nickel
- ◆ Brass
- ✕ Wrought Iron
- XK.....Reeded
- XG.....Geometric
- XE.....Satin Etch
- XC.....Chord
- XJ.....Chinchilla
- XR.....Rainglass
- XN.....Granite
- ☀ Low-E
- CL.....Clear
- ▤ Flat Frame
- 🔥 20-Minute Fire-Rated

SIMULATED DIVIDED LITES

- ▤ Simulated Divided Lites
- 1 1.125" Flat Simulated Divided Lites
- 2 3.5" Flat Simulated Divided Lites
- 3 4.25" Flat Simulated Divided Lites
- 4 5.5" Flat Simulated Divided Lites
- 5 4.25" & 5.5" Flat Combo Simulated Divided Lites
- 6 1.6" Flat Simulated Divided Lites
- ▤ Removable Wood Grilles
- ◆ Fixed Grilles

FLAT PROFILE GRILLES BETWEEN GLASS

- GBGFW ... Flat White Grilles Between Glass
- GBGFA Flat Almond Grilles Between Glass
- GBGFB..... Flat Bronze Grilles Between Glass
- GBGFK..... Flat Black Grilles Between Glass

CONTOUR PROFILE GRILLES BETWEEN GLASS

- GBGCW ... Contour White Grilles Between Glass
- GBGCA Contour Almond Grilles Between Glass
- GBGCB.... Contour Bronze Grilles Between Glass
- GBGCK..... Contour Black Grilles Between Glass

Blackstone.



Traditions
816 ◆ ■ ■
8'0": 3'0", 2'8"

Crystalline.



Traditions
814 ◆ ■ ■
8'0": 3'0", 2'8"

Salinas.



Traditions
817 ✕
8'0": 3'0", 2'8"

Wellesley.



Traditions
821 ◆ ■ ■
8'0": 3'0", 2'8"

Concorde.



Traditions
820 ■ ■
8'0": 3'0", 2'8"

Axis.



Traditions
81651 ◆
8'0": 3'0", 2'8"

Privacy

Traditions



Chinchilla
818XJ
8'0": 3'0", 2'8"

▤ Rainglass
818XR
8'0": 3'0", 2'8"

▤ Satin Etch
818XE
8'0": 3'0", 2'8"

Flat Bar Grilles Between Glass



Traditions
828-GBGFWLE ☀
8'0": 3'0", 2'8"

Flat Bar Grilles Between Glass



Traditions
808-GBGFW
8'0": 3'0", 2'8"
808-GBGFWLE ☀️
8'0": 3'0", 2'8"

Fixed Grilles



Traditions
828-FXG ♦️
8'0": 3'0", 2'8"

Fixed Grilles



Traditions
808-FXG ♦️
8'0": 3'0"
808-FXGLE ☀️ ♦️
8'0": 3'0", 2'8"

Low-E / Clear Internal Blinds




Traditions
829-RT
8'0": 3'0", 2'8", 2'6"
829-RTLE ☀️
8'0": 3'0", 2'8", 2'6"

Low-E / Clear



Traditions
818
8'0": 3'0", 2'8", 2'6"
818-LE ☀️
8'0": 3'0", 2'8", 2'6"

Steel
8'0" 1/2 Glass



Sedona glass in black nickel.

Key

- No Stile Lines
- Flush-Glazed Glass
- Vented Sidelite
- ◆ Black Nickel
- Brushed Nickel
- ◆ Brass
- ✕ Wrought Iron
- XK..... Reeded
- XG..... Geometric
- XE..... Satin Etch
- XC..... Chord
- XJ..... Chinchilla
- XR..... Rainglass
- XN..... Granite
- ☀ Low-E
- CL..... Clear
- ▤ Flat Frame
- 🔥 20-Minute Fire-Rated

SIMULATED DIVIDED LITES

- ▤ Simulated Divided Lites
- 1 1.125" Flat Simulated Divided Lites
- 2 3.5" Flat Simulated Divided Lites
- 3 4.25" Flat Simulated Divided Lites
- 4 5.5" Flat Simulated Divided Lites
- 5 4.25" & 5.5" Flat Combo Simulated Divided Lites
- 6 1.6" Flat Simulated Divided Lites
- ▶ Removable Wood Grilles
- ◆ Fixed Grilles

FLAT PROFILE GRILLES BETWEEN GLASS

- GBGFW ... Flat White Grilles Between Glass
- GBGFA Flat Almond Grilles Between Glass
- GBGFB..... Flat Bronze Grilles Between Glass
- GBGFK..... Flat Black Grilles Between Glass

CONTOUR PROFILE GRILLES BETWEEN GLASS

- GBGCW ... Contour White Grilles Between Glass
- GBGCA Contour Almond Grilles Between Glass
- GBGCB..... Contour Bronze Grilles Between Glass
- GBGCK..... Contour Black Grilles Between Glass

Blackstone.



Traditions
8309 ◆ ■ ■
8'0": 3'0"

Crystalline.



Traditions
8926 ◆ ■ ■
8'0": 3'0"

Sedona



Traditions
8211 ◆ ■ ■
8'0": 3'0"

Salinas.



Traditions
8374 ✕ ■ ■
8'0": 3'0"

Maple Park.



Traditions
8963 ◆ ■ ■
8'0": 3'0"

Avonlea.



Traditions
81031 ◆ ■ ■
8'0": 3'0"

Saratoga.



Traditions
8613 ◆ ■ ■
8'0": 3'0"

Wellesley.



Traditions
8623 ◆ ■ ■
8'0": 3'0"

Concorde-



Traditions
8426 ◆ ◆ ◆ ◆
8'0": 3'0"

Kensington-



Traditions
8627 ◆ ◆ ◆ ◆
8'0": 3'0"

Axis-



Traditions
81660 ◆ ◆ ◆ ◆
8'0": 3'0"

Privacy SDL



Traditions
8321XE-SDL ◆ ◆ ◆ ◆
8'0": 3'0"

Privacy Traditions



- ◆ **Chord**
8206XC
8'0": 3'0"

- ◆ **Granite**
8206XN
8'0": 3'0"

- ◆ **Rainglass**
8206XR
8'0": 3'0"

- ◆ **Satin Etch**
8206XE
8'0": 3'0"

Chincilla
8206XJ
8'0": 3'0"

Low-E / Clear SDL



Traditions
8321-SDL ◆ ◆ ◆ ◆
8'0": 3'0"

8321-SDLLE ◆ ◆ ◆ ◆
8'0": 3'0"

Flat Bar Grilles Between Glass



8321-GBGFW
8'0": 3'0"

8321-GBGFWLE ◆ ◆ ◆ ◆
8'0": 3'0"

Traditions
8321-GBGFA
8'0": 3'0"

8321-GBGFALE ◆ ◆ ◆ ◆
8'0": 3'0"

Flat Bar Grilles Between Glass



8322-GBGFWLE ◆ ◆ ◆ ◆
8'0": 3'0"

Traditions
8322-GBGFALE ◆ ◆ ◆ ◆
8'0": 3'0"

8322-GBGFW
8'0": 3'0"

Flat Bar Grilles Between Glass



Traditions
8323-GBGFWLE ◆ ◆ ◆ ◆
8'0": 3'0"

Low-E / Clear Internal Blinds



Traditions
8132-RT
8'0": 3'0"

8132-RTLLE ◆ ◆ ◆ ◆
8'0": 3'0"

Low-E / Clear



Traditions
8206
8'0": 3'0"

8206-LE ◆ ◆ ◆ ◆
8'0": 3'0"

Steel
8'0" Minimal Glass & Solid Panel



Saratoga glass in black nickel.

Key

- No Stile Lines
- Flush-Glazed Glass
- Vented Sidelite
- ◆ Black Nickel
- Brushed Nickel
- ◆ Brass
- ✕ Wrought Iron
- XK..... Reeded
- XG..... Geometric
- XE..... Satin Etch
- XC..... Chord
- XJ..... Chinchilla
- XR..... Rainglass
- XN..... Granite
- ☀ Low-E
- CL..... Clear
- ▤ Flat Frame
- 🔥 20-Minute Fire-Rated

SIMULATED DIVIDED LITES

- ▤ Simulated Divided Lites
- 1 1.125" Flat Simulated Divided Lites
- 2 3.5" Flat Simulated Divided Lites
- 3 4.25" Flat Simulated Divided Lites
- 4 5.5" Flat Simulated Divided Lites
- 5 4.25" & 5.5" Flat Combo Simulated Divided Lites
- 6 1.6" Flat Simulated Divided Lites
- ▤ Removable Wood Grilles
- ◆ Fixed Grilles

FLAT PROFILE GRILLES BETWEEN GLASS

- GBGFW ... Flat White Grilles Between Glass
- GBGFA Flat Almond Grilles Between Glass
- GBGFB..... Flat Bronze Grilles Between Glass
- GBGFK..... Flat Black Grilles Between Glass

CONTOUR PROFILE GRILLES BETWEEN GLASS

- GBGCW ... Contour White Grilles Between Glass
- GBGCA Contour Almond Grilles Between Glass
- GBGCB.... Contour Bronze Grilles Between Glass
- GBGCK.... Contour Black Grilles Between Glass

Maple Park.



Traditions
8736 ◆
8'0": 3'0"

Saratoga.



Traditions
8707 ◆
8'0": 3'0"

Concorde.



Traditions
8735 ◆ ■
8'0": 3'0"

Fixed Grilles



Traditions
8704-FXG ◆
8'0": 3'0"

Low-E / Clear



Traditions
8708
8'0": 3'0"
8708-LE ☀
8'0": 3'0"

Fixed Grilles



Traditions
8317-FXG ◆
8'0": 3'0"

Axis.



Traditions
81643 ◆
8'0": 3'0"

Privacy



Chinchilla
896XJ
8'0": 3'0"

Chord
896XC
8'0": 3'0"

Granite
896XN
8'0": 3'0"

Rainglass
896XR
8'0": 3'0"

Satin Etch
896XE
8'0": 3'0"

Low-E / Clear



Traditions
896
8'0": 3'0"
896-LE ☀️
8'0": 3'0"

8' 6 Panel Flush



Traditions
810
8'0": 3'0"

8' Flush Panel



Traditions
800
8'0": 3'0", 2'8", 2'6"

8'0" Pulse.
Steel



Pembridge glass in black nickel.

Key

- No Stile Lines
- Flush-Glazed Glass
- Vented Sidelite
- ◆ Black Nickel
- Brushed Nickel
- ◆ Brass
- ✕ Wrought Iron
- XK.....Reeded
- XG.....Geometric
- XE.....Satin Etch
- XC.....Chord
- XJ.....Chinchilla
- XR.....Rainglass
- XN.....Granite
- ☀ Low-E
- CL.....Clear
- └ Flat Frame
- 🔥 20-Minute Fire-Rated

SIMULATED DIVIDED LITES

- ▭ Simulated Divided Lites
- 1 1.125" Flat Simulated Divided Lites
- 2 3.5" Flat Simulated Divided Lites
- 3 4.25" Flat Simulated Divided Lites
- 4 5.5" Flat Simulated Divided Lites
- 5 4.25" & 5.5" Flat Combo Simulated Divided Lites
- 6 1.6" Flat Simulated Divided Lites
- Removable Wood Grilles
- ◆ Fixed Grilles

FLAT PROFILE GRILLES BETWEEN GLASS

- GBGFW ... Flat White Grilles Between Glass
- GBGFA Flat Almond Grilles Between Glass
- GBGFB..... Flat Bronze Grilles Between Glass
- GBGFK..... Flat Black Grilles Between Glass

CONTOUR PROFILE GRILLES BETWEEN GLASS

- GBGCW ... Contour White Grilles Between Glass
- GBGCA Contour Almond Grilles Between Glass
- GBGCB..... Contour Bronze Grilles Between Glass
- GBGCK..... Contour Black Grilles Between Glass

Sedona



- Traditions
 TS83SN ◆ ■
 8'0": 3'0", 2'8"
 TS83SN-FF └ ◆
 8'0": 3'0", 2'8"

Saratoga



- Traditions
 TS83SG ◆ ■
 8'0": 3'0", 2'8"
 TS83SG-FF └ ◆ ■
 8'0": 3'0", 2'8"

Pembridge



- Traditions
 TS83PB-FF └ ◆
 8'0": 3'0", 2'8"

Axis



- Traditions
 TS83AX ◆
 8'0": 3'0", 2'8"
 TS83AX-FF └ ◆
 8'0": 3'0", 2'8"

Privacy

Traditions



- Chord**
 TS83XC
 8'0": 3'0", 2'8"
 TS83XC-FF └
 8'0": 3'0", 2'8"
- Geometric**
 TS83XG-FF └
 8'0": 3'0", 2'8"
- Granite**
 TS83XN
 8'0": 3'0", 2'8"
 TS83XN-FF └
 8'0": 3'0", 2'8"

Chinchilla

- TS83XJ
 8'0": 3'0", 2'8"
 TS83XJ-FF └
 8'0": 3'0", 2'8"

Privacy

Traditions



- Reeded**
 TS83XK-FF └
 8'0": 3'0", 2'8"
- Satin Etch**
 TS83XE
 8'0": 3'0", 2'8"
 TS83XE-FF └
 8'0": 3'0", 2'8"

Rainglass

- TS83XR
 8'0": 3'0", 2'8"
 TS83XR-FF └
 8'0": 3'0", 2'8"

Low-E



- Traditions
 TS83CL-FFLE └ ☀
 8'0": 3'0", 2'8"
 TS83CL-LE ☀
 8'0": 3'0", 2'8"

Salinas



- Traditions
 TS81LSA ✕
 8'0": 3'0", 2'8", 2'6"

Salinas.



Traditions
TS81SA ✗
8'0": 3'0", 2'8", 2'6"

Salinas.



Traditions
TS81RSA ✗
8'0": 3'0", 2'8", 2'6"

Axis.



Traditions
TS81LAX ◆
8'0": 3'0", 2'8", 2'6"
TS81LAX-FF ◆
8'0": 3'0", 2'8", 2'6"

Axis.



Traditions
TS81AX ◆
8'0": 3'0", 2'8", 2'6"
TS81AX-FF ◆
8'0": 3'0", 2'8", 2'6"

Axis.



Traditions
TS81RAX ◆
8'0": 3'0", 2'8", 2'6"
TS81RAX-FF ◆
8'0": 3'0", 2'8", 2'6"

Privacy Traditions



Chord
TS81LXC
8'0": 3'0", 2'8", 2'6"
TS81LXC-FF
8'0": 3'0", 2'8", 2'6"
Geometric
TS81LXC-FF
8'0": 3'0", 2'8", 2'6"
Granite
TS81LXC-FF
8'0": 3'0", 2'8", 2'6"

Chincilla
TS81LXJ
8'0": 3'0", 2'8", 2'6"

Privacy Traditions



Satin Etch
TS81LXE
8'0": 3'0", 2'8", 2'6"
TS81LXE-FF
8'0": 3'0", 2'8", 2'6"

Rainglass
TS81LXR-FF
8'0": 3'0", 2'8", 2'6"

Privacy Traditions



Chord
TS81XC
8'0": 3'0", 2'8", 2'6"
TS81XC-FF
8'0": 3'0", 2'8", 2'6"
Geometric
TS81XC-FF
8'0": 3'0", 2'8", 2'6"
Granite
TS81XC-FF
8'0": 3'0", 2'8", 2'6"

Chincilla
TS81XJ
8'0": 3'0", 2'8", 2'6"

Privacy Traditions



Satin Etch
TS81RXC
8'0": 3'0", 2'8", 2'6"
TS81RXC-FF
8'0": 3'0", 2'8", 2'6"

Rainglass
TS81RXR-FF
8'0": 3'0", 2'8", 2'6"

Privacy Traditions



Chord
TS81RXE
8'0": 3'0", 2'8", 2'6"
TS81RXE-FF
8'0": 3'0", 2'8", 2'6"
Geometric
TS81RXE-FF
8'0": 3'0", 2'8", 2'6"
Granite
TS81RXE-FF
8'0": 3'0", 2'8", 2'6"

Chincilla
TS81RXJ
8'0": 3'0", 2'8", 2'6"

Privacy Traditions



Satin Etch
TS81RXE
8'0": 3'0", 2'8", 2'6"
TS81RXE-FF
8'0": 3'0", 2'8", 2'6"

Rainglass
TS81RXR-FF
8'0": 3'0", 2'8", 2'6"

Low-E / Clear



TS81LCL-FFLE
8'0": 3'0", 2'8", 2'6"
TS81LCL-LE
8'0": 3'0", 2'8", 2'6"

Traditions
TS81LCL
8'0": 3'0", 2'8", 2'6"
TS81LCL-FF
8'0": 3'0", 2'8", 2'6"

Low-E / Clear



TS81CL-FFLE
8'0": 3'0", 2'8", 2'6"
TS81CL-LE
8'0": 3'0", 2'8", 2'6"

Traditions
TS81CL
8'0": 3'0", 2'8", 2'6"
TS81CL-FF
8'0": 3'0", 2'8", 2'6"

Low-E / Clear



TS81RCL-FFLE
8'0": 3'0", 2'8", 2'6"
TS81RCL-LE
8'0": 3'0", 2'8", 2'6"

Traditions
TS81RCL
8'0": 3'0", 2'8", 2'6"
TS81RCL-FF
8'0": 3'0", 2'8", 2'6"

Axis.



Traditions
TS84LAX ◆
8'0": 3'0", 2'8", 2'6"
TS84LAX-FF ◆
8'0": 3'0", 2'8", 2'6"

Axis.



Traditions
TS84AX ◆
8'0": 3'0", 2'8", 2'6"
TS84AX-FF ◆
8'0": 3'0", 2'8", 2'6"

8'0" Pulse. Steel

Key

-No Stile Lines
-Flush-Glazed Glass
-Vented Sidelite
- ◆Black Nickel
-Brushed Nickel
- ◆Brass
- ✕Wrought Iron
- XK.....Reeded
- XG.....Geometric
- XE.....Satin Etch
- XC.....Chord
- XJ.....Chinchilla
- XR.....Rainglass
- XN.....Granite
- ☀Low-E
- CL.....Clear
- └Flat Frame
- 🔥20-Minute Fire-Rated

SIMULATED DIVIDED LITES

- ▭ Simulated Divided Lites
- 11.125" Flat Simulated Divided Lites
- 23.5" Flat Simulated Divided Lites
- 34.25" Flat Simulated Divided Lites
- 45.5" Flat Simulated Divided Lites
- 54.25" & 5.5" Flat Combo Simulated Divided Lites
- 61.6" Flat Simulated Divided Lites
- >Removable Wood Grilles
- ◆Fixed Grilles


FLAT PROFILE GRILLES BETWEEN GLASS

- GBGFW ...Flat White Grilles Between Glass
- GBGFA....Flat Almond Grilles Between Glass
- GBGFB....Flat Bronze Grilles Between Glass
- GBGFK....Flat Black Grilles Between Glass

CONTOUR PROFILE GRILLES BETWEEN GLASS

- GBGCW ...Contour White Grilles Between Glass
- GBGCA....Contour Almond Grilles Between Glass
- GBGCB....Contour Bronze Grilles Between Glass
- GBGCK....Contour Black Grilles Between Glass

Axis.



Traditions
TS84RAX ◆
 8'0": 3'0", 2'8", 2'6"
TS84RAX-FF └ ◆
 8'0": 3'0", 2'8", 2'6"

Axis.



Traditions
TS85LAX ◆
 8'0": 3'0", 2'8", 2'6"
TS85LAX-FF └ ◆
 8'0": 3'0", 2'8", 2'6"

Axis.



Traditions
TS85AX ◆
 8'0": 3'0", 2'8", 2'6"
TS85AX-FF └ ◆
 8'0": 3'0", 2'8", 2'6"

Axis.



Traditions
TS85RAX ◆
 8'0": 3'0", 2'8", 2'6"
TS85RAX-FF └ ◆
 8'0": 3'0", 2'8", 2'6"

Axis.




Traditions
TS86LAX ◆
 8'0": 3'0", 2'8", 2'6"
TS86LAX-FF └ ◆
 8'0": 3'0", 2'8", 2'6"

Axis.




Traditions
TS86AX ◆
 8'0": 3'0", 2'8", 2'6"
TS86AX-FF └ ◆
 8'0": 3'0", 2'8", 2'6"

Axis.



Traditions
TS86RAX ◆
 8'0": 3'0", 2'8", 2'6"
TS86RAX-FF └ ◆
 8'0": 3'0", 2'8", 2'6"

Axis.




Traditions
TS810LAX ◆
 8'0": 3'0", 2'8", 2'6"
TS810LAX-FF └ ◆
 8'0": 3'0", 2'8", 2'6"

Axis.



Traditions
TS810AX ◆
 8'0": 3'0", 2'8", 2'6"
TS810AX-FF └ ◆
 8'0": 3'0", 2'8", 2'6"

Axis.



Traditions
TS810RAX ◆
 8'0": 3'0", 2'8", 2'6"
TS810RAX-FF └ ◆
 8'0": 3'0", 2'8", 2'6"

Axis.



Traditions
TS811LAX ◆
 8'0": 3'0", 2'8", 2'6"
TS811LAX-FF └ ◆
 8'0": 3'0", 2'8", 2'6"

Axis.



Traditions
TS811AX ◆
 8'0": 3'0", 2'8", 2'6"
TS811AX-FF └ ◆
 8'0": 3'0", 2'8", 2'6"


Note: Product images show exterior
178 side of door.

Axis.



Traditions
TS811RAX
8'0": 3'0", 2'8", 2'6"
TS811RAX-FF
8'0": 3'0", 2'8", 2'6"

Privacy Traditions



Chord
TS84LXC
8'0": 3'0", 2'8", 2'6"
TS84LXC-FF
8'0": 3'0", 2'8", 2'6"
Geometric
TS84LXG-FF
8'0": 3'0", 2'8", 2'6"
Granite
TS84LXN
8'0": 3'0", 2'8", 2'6"
TS84LXN-FF
8'0": 3'0", 2'8", 2'6"
Chincilla
TS84LXJ
8'0": 3'0", 2'8", 2'6"
TS84LXJ-FF
8'0": 3'0", 2'8", 2'6"

Privacy Traditions



Satin Etch
TS84LXE
8'0": 3'0", 2'8", 2'6"
TS84LXE-FF
8'0": 3'0", 2'8", 2'6"
Rainglass
TS84LXR
8'0": 3'0", 2'8", 2'6"
TS84LXR-FF
8'0": 3'0", 2'8", 2'6"

Privacy Traditions




Chord
TS84XC
8'0": 3'0", 2'8", 2'6"
TS84XC-FF
8'0": 3'0", 2'8", 2'6"
Geometric
TS84XG-FF
8'0": 3'0", 2'8", 2'6"
Chincilla
TS84XJ
8'0": 3'0", 2'8", 2'6"
TS84XJ-FF
8'0": 3'0", 2'8", 2'6"

Privacy Traditions




Rainglass
TS84XR
8'0": 3'0", 2'8", 2'6"
TS84XR-FF
8'0": 3'0", 2'8", 2'6"
Satin Etch
TS84XE
8'0": 3'0", 2'8", 2'6"
TS84XE-FF
8'0": 3'0", 2'8", 2'6"
Granite
TS84XN
8'0": 3'0", 2'8", 2'6"
TS84XN-FF
8'0": 3'0", 2'8", 2'6"

Privacy Traditions



Chord
TS84RXC
8'0": 3'0", 2'8", 2'6"
TS84RXC-FF
8'0": 3'0", 2'8", 2'6"
Geometric
TS84RXG-FF
8'0": 3'0", 2'8", 2'6"
Granite
TS84RXN
8'0": 3'0", 2'8", 2'6"
TS84RXN-FF
8'0": 3'0", 2'8", 2'6"
Chincilla
TS84RXJ
8'0": 3'0", 2'8", 2'6"
TS84RXJ-FF
8'0": 3'0", 2'8", 2'6"

Privacy Traditions




Satin Etch
TS84RXE
8'0": 3'0", 2'8", 2'6"
TS84RXE-FF
8'0": 3'0", 2'8", 2'6"
Rainglass
TS84RXR
8'0": 3'0", 2'8", 2'6"
TS84RXR-FF
8'0": 3'0", 2'8", 2'6"

Privacy Traditions




Chord
TS85LXC
8'0": 3'0", 2'8", 2'6"
TS85LXC-FF
8'0": 3'0", 2'8", 2'6"
Geometric
TS85LXG-FF
8'0": 3'0", 2'8", 2'6"
Granite
TS85LXN
8'0": 3'0", 2'8", 2'6"
TS85LXN-FF
8'0": 3'0", 2'8", 2'6"
Chincilla
TS85LXJ
8'0": 3'0", 2'8", 2'6"
TS85LXJ-FF
8'0": 3'0", 2'8", 2'6"

Privacy Traditions



Satin Etch
TS85LXE
8'0": 3'0", 2'8", 2'6"
TS85LXE-FF
8'0": 3'0", 2'8", 2'6"
Rainglass
TS85LXR
8'0": 3'0", 2'8", 2'6"
TS85LXR-FF
8'0": 3'0", 2'8", 2'6"

Privacy Traditions



Chord
TS85XC
8'0": 3'0", 2'8", 2'6"
TS85XC-FF
8'0": 3'0", 2'8", 2'6"
Geometric
TS85XG-FF
8'0": 3'0", 2'8", 2'6"
Granite
TS85XN
8'0": 3'0", 2'8", 2'6"
TS85XN-FF
8'0": 3'0", 2'8", 2'6"
Chincilla
TS85XJ
8'0": 3'0", 2'8", 2'6"
TS85XJ-FF
8'0": 3'0", 2'8", 2'6"

Privacy Traditions



Satin Etch
TS85XE
8'0": 3'0", 2'8", 2'6"
TS85XE-FF
8'0": 3'0", 2'8", 2'6"
Rainglass
TS85XR
8'0": 3'0", 2'8", 2'6"
TS85XR-FF
8'0": 3'0", 2'8", 2'6"

Privacy Traditions



Chord
TS85RXC
8'0": 3'0", 2'8", 2'6"
TS85RXC-FF
8'0": 3'0", 2'8", 2'6"
Geometric
TS85RXG-FF
8'0": 3'0", 2'8", 2'6"
Granite
TS85RXN
8'0": 3'0", 2'8", 2'6"
TS85RXN-FF
8'0": 3'0", 2'8", 2'6"
Chincilla
TS85RXJ
8'0": 3'0", 2'8", 2'6"
TS85RXJ-FF
8'0": 3'0", 2'8", 2'6"

Privacy Traditions



Satin Etch
TS85RXE
8'0": 3'0", 2'8", 2'6"
TS85RXE-FF
8'0": 3'0", 2'8", 2'6"
Rainglass
TS85RXR
8'0": 3'0", 2'8", 2'6"
TS85RXR-FF
8'0": 3'0", 2'8", 2'6"

Privacy Traditions



Chord
TS86LXC
8'0": 3'0", 2'8", 2'6"
TS86LXC-FF
8'0": 3'0", 2'8", 2'6"
Geometric
TS86LXG-FF
8'0": 3'0", 2'8", 2'6"
Chincilla
TS86LXJ
8'0": 3'0", 2'8", 2'6"
TS86LXJ-FF
8'0": 3'0", 2'8", 2'6"

Privacy Traditions



Rainglass
TS86LXR
8'0": 3'0", 2'8", 2'6"
TS86LXR-FF
8'0": 3'0", 2'8", 2'6"
Satin Etch
TS86LXE
8'0": 3'0", 2'8", 2'6"
TS86LXE-FF
8'0": 3'0", 2'8", 2'6"
Granite
TS86LXN
8'0": 3'0", 2'8", 2'6"
TS86LXN-FF
8'0": 3'0", 2'8", 2'6"

Privacy Traditions



Chord
TS86XC
8'0": 3'0", 2'8", 2'6"
TS86XC-FF
8'0": 3'0", 2'8", 2'6"
Geometric
TS86XG-FF
8'0": 3'0", 2'8", 2'6"
Chincilla
TS86XJ
8'0": 3'0", 2'8", 2'6"
TS86XJ-FF
8'0": 3'0", 2'8", 2'6"

8'0" Pulse. Steel

Key

- No Stile Lines
- Flush-Glazed Glass
- Vented Sidelite
- Black Nickel
- Brushed Nickel
- Brass
- Wrought Iron
- XK.....Reeded
- XG.....Geometric
- XE.....Satin Etch
- XC.....Chord
- XJ.....Chinchilla
- XR.....Rainglass
- XN.....Granite
- Low-E
- CL.....Clear
- Flat Frame
- 20-Minute Fire-Rated

SIMULATED DIVIDED LITES

- Simulated Divided Lites
- 1.125" Flat Simulated Divided Lites
- 3.5" Flat Simulated Divided Lites
- 4.25" Flat Simulated Divided Lites
- 5.5" Flat Simulated Divided Lites
- 4.25" & 5.5" Flat Combo Simulated Divided Lites
- 1.6" Flat Simulated Divided Lites
- Removable Wood Grilles
- Fixed Grilles


FLAT PROFILE GRILLES BETWEEN GLASS



- GBGFW ...Flat White Grilles Between Glass
- GBGFA....Flat Almond Grilles Between Glass
- GBGFB....Flat Bronze Grilles Between Glass
- GBGFK....Flat Black Grilles Between Glass

CONTOUR PROFILE GRILLES BETWEEN GLASS


- GBGCW ...Contour White Grilles Between Glass
- GBGCA....Contour Almond Grilles Between Glass
- GBGCB....Contour Bronze Grilles Between Glass
- GBGCK....Contour Black Grilles Between Glass

Privacy Traditions





- Rainglass**
TS86XR
8'0": 3'0", 2'8", 2'6"
- TS86XR-FF** 
- 8'0": 3'0", 2'8", 2'6"
- Satin Etch**
TS86XE
8'0": 3'0", 2'8", 2'6"
- TS86XE-FF** 
- 8'0": 3'0", 2'8", 2'6"

Granite

- TS86XN
8'0": 3'0", 2'8", 2'6"
- TS86XN-FF** 
- 8'0": 3'0", 2'8", 2'6"

Privacy Traditions





- Chord**
TS86RXC
8'0": 3'0", 2'8", 2'6"
- TS86RXC-FF** 
- 8'0": 3'0", 2'8", 2'6"
- Geometric**
TS86RXG-FF 
- 8'0": 3'0", 2'8", 2'6"

Chinchilla

- TS86RXJ
8'0": 3'0", 2'8", 2'6"
- TS86RXJ-FF** 
- 8'0": 3'0", 2'8", 2'6"

Privacy Traditions





- Rainglass**
TS86RXX
8'0": 3'0", 2'8", 2'6"
- TS86RXX-FF** 
- 8'0": 3'0", 2'8", 2'6"
- Satin Etch**
TS86RXE
8'0": 3'0", 2'8", 2'6"
- TS86RXE-FF** 
- 8'0": 3'0", 2'8", 2'6"

Granite

- TS86RXN
8'0": 3'0", 2'8", 2'6"
- TS86RXN-FF** 
- 8'0": 3'0", 2'8", 2'6"

Privacy Traditions





- Chord**
TS810LXC
8'0": 3'0", 2'8", 2'6"
- TS810LXC-FF** 
- 8'0": 3'0", 2'8", 2'6"
- Geometric**
TS810LXG-FF 
- 8'0": 3'0", 2'8", 2'6"

Chinchilla

- TS810LXJ
8'0": 3'0", 2'8", 2'6"
- TS810LXJ-FF** 
- 8'0": 3'0", 2'8", 2'6"

Privacy Traditions





- Rainglass**
TS810LXR
8'0": 3'0", 2'8", 2'6"
- TS810LXR-FF** 
- 8'0": 3'0", 2'8", 2'6"
- Satin Etch**
TS810LXE
8'0": 3'0", 2'8", 2'6"
- TS810LXE-FF** 
- 8'0": 3'0", 2'8", 2'6"

Granite

- TS810LXN
8'0": 3'0", 2'8", 2'6"
- TS810LXN-FF** 
- 8'0": 3'0", 2'8", 2'6"

Privacy Traditions






- Chord**
TS810XC
8'0": 3'0", 2'8", 2'6"
- TS810XC-FF** 
- 8'0": 3'0", 2'8", 2'6"
- Geometric**
TS810XG-FF 
- 8'0": 3'0", 2'8", 2'6"

Chinchilla

- TS810XJ
8'0": 3'0", 2'8", 2'6"
- TS810XJ-FF** 
- 8'0": 3'0", 2'8", 2'6"

Privacy Traditions






- Rainglass**
TS810XR
8'0": 3'0", 2'8", 2'6"
- TS810XR-FF** 
- 8'0": 3'0", 2'8", 2'6"
- Satin Etch**
TS810XE
8'0": 3'0", 2'8", 2'6"
- TS810XE-FF** 
- 8'0": 3'0", 2'8", 2'6"

Granite

- TS810XN
8'0": 3'0", 2'8", 2'6"
- TS810XN-FF** 
- 8'0": 3'0", 2'8", 2'6"

Privacy Traditions





- Chord**
TS810RXC
8'0": 3'0", 2'8", 2'6"
- TS810RXC-FF** 
- 8'0": 3'0", 2'8", 2'6"
- Geometric**
TS810RXG-FF 
- 8'0": 3'0", 2'8", 2'6"

Chinchilla

- TS810RXJ
8'0": 3'0", 2'8", 2'6"
- TS810RXJ-FF** 
- 8'0": 3'0", 2'8", 2'6"

Privacy Traditions





- Rainglass**
TS810RXX
8'0": 3'0", 2'8", 2'6"
- TS810RXX-FF** 
- 8'0": 3'0", 2'8", 2'6"
- Satin Etch**
TS810RXE
8'0": 3'0", 2'8", 2'6"
- TS810RXE-FF** 
- 8'0": 3'0", 2'8", 2'6"

Granite

- TS810RXN
8'0": 3'0", 2'8", 2'6"
- TS810RXN-FF** 
- 8'0": 3'0", 2'8", 2'6"

Privacy Traditions





- Chord**
TS811LXC
8'0": 3'0", 2'8", 2'6"
- TS811LXC-FF** 
- 8'0": 3'0", 2'8", 2'6"
- Geometric**
TS811LXG-FF 
- 8'0": 3'0", 2'8", 2'6"

Chinchilla

- TS811LXJ
8'0": 3'0", 2'8", 2'6"
- TS811LXJ-FF** 
- 8'0": 3'0", 2'8", 2'6"

Privacy Traditions





- Rainglass**
TS811LXR
8'0": 3'0", 2'8", 2'6"
- TS811LXR-FF** 
- 8'0": 3'0", 2'8", 2'6"
- Satin Etch**
TS811LXE
8'0": 3'0", 2'8", 2'6"
- TS811LXE-FF** 
- 8'0": 3'0", 2'8", 2'6"

Granite

- TS811LXN
8'0": 3'0", 2'8", 2'6"
- TS811LXN-FF** 
- 8'0": 3'0", 2'8", 2'6"

Privacy Traditions



- Chord**
TS811XC
8'0": 3'0", 2'8", 2'6"
- TS811XC-FF** 
- 8'0": 3'0", 2'8", 2'6"
- Geometric**
TS811XG-FF 
- 8'0": 3'0", 2'8", 2'6"

Chinchilla

- TS811XJ
8'0": 3'0", 2'8", 2'6"
- TS811XJ-FF** 
- 8'0": 3'0", 2'8", 2'6"

Note: Product images show exterior

Privacy Traditions



Rainglass
TS811XR
8'0": 3'0", 2'8", 2'6"
TS811XR-FF
8'0": 3'0", 2'8", 2'6"
Satin Etch
TS811XE
8'0": 3'0", 2'8", 2'6"
TS811XE-FF
8'0": 3'0", 2'8", 2'6"

Granite
TS811XN
8'0": 3'0", 2'8", 2'6"
TS811XN-FF
8'0": 3'0", 2'8", 2'6"

Low-E / Clear



TS84LCL-FFLE
8'0": 3'0", 2'8", 2'6"
TS84LCL-LE
8'0": 3'0", 2'8", 2'6"

Traditions
TS84LCL
8'0": 3'0", 2'8", 2'6"
TS84LCL-FF
8'0": 3'0", 2'8", 2'6"

Low-E / Clear



TS84CL-FFLE
8'0": 3'0", 2'8", 2'6"
TS84CL-LE
8'0": 3'0", 2'8", 2'6"

Traditions
TS84CL
8'0": 3'0", 2'8", 2'6"
TS84CL-FF
8'0": 3'0", 2'8", 2'6"

Low-E / Clear



TS84RCL-FFLE
8'0": 3'0", 2'8", 2'6"
TS84RCL-LE
8'0": 3'0", 2'8", 2'6"

Traditions
TS84RCL
8'0": 3'0", 2'8", 2'6"
TS84RCL-FF
8'0": 3'0", 2'8", 2'6"

Low-E / Clear



TS85LCL-FFLE
8'0": 3'0", 2'8", 2'6"
TS85LCL-LE
8'0": 3'0", 2'8", 2'6"

Traditions
TS85LCL
8'0": 3'0", 2'8", 2'6"
TS85LCL-FF
8'0": 3'0", 2'8", 2'6"

Low-E / Clear



TS85CL-FFLE
8'0": 3'0", 2'8", 2'6"
TS85CL-LE
8'0": 3'0", 2'8", 2'6"

Traditions
TS85CL
8'0": 3'0", 2'8", 2'6"
TS85CL-FF
8'0": 3'0", 2'8", 2'6"

Low-E / Clear



TS85RCL-FFLE
8'0": 3'0", 2'8", 2'6"
TS85RCL-LE
8'0": 3'0", 2'8", 2'6"

Traditions
TS85RCL
8'0": 3'0", 2'8", 2'6"
TS85RCL-FF
8'0": 3'0", 2'8", 2'6"

Low-E / Clear



TS86LCL-FFLE
8'0": 3'0", 2'8", 2'6"
TS86LCL-LE
8'0": 3'0", 2'8", 2'6"

Traditions
TS86LCL
8'0": 3'0", 2'8", 2'6"
TS86LCL-FF
8'0": 3'0", 2'8", 2'6"

Low-E / Clear



TS86CL-FFLE
8'0": 3'0", 2'8", 2'6"
TS86CL-LE
8'0": 3'0", 2'8", 2'6"

Traditions
TS86CL
8'0": 3'0", 2'8", 2'6"
TS86CL-FF
8'0": 3'0", 2'8", 2'6"

Low-E / Clear



TS86RCL-FFLE
8'0": 3'0", 2'8", 2'6"
TS86RCL-LE
8'0": 3'0", 2'8", 2'6"

Traditions
TS86RCL
8'0": 3'0", 2'8", 2'6"
TS86RCL-FF
8'0": 3'0", 2'8", 2'6"

Low-E / Clear



TS810LCL-FFLE
8'0": 3'0", 2'8", 2'6"
TS810LCL-LE
8'0": 3'0", 2'8", 2'6"

Traditions
TS810LCL
8'0": 3'0", 2'8", 2'6"
TS810LCL-FF
8'0": 3'0", 2'8", 2'6"


Low-E / Clear



TS810CL-FFLE
8'0": 3'0", 2'8", 2'6"
TS810CL-LE
8'0": 3'0", 2'8", 2'6"

Traditions
TS810CL
8'0": 3'0", 2'8", 2'6"
TS810CL-FF
8'0": 3'0", 2'8", 2'6"

Low-E / Clear



TS810RCL-FFLE
8'0": 3'0", 2'8", 2'6"
TS810RCL-LE
8'0": 3'0", 2'8", 2'6"

Traditions
TS810RCL
8'0": 3'0", 2'8", 2'6"
TS810RCL-FF
8'0": 3'0", 2'8", 2'6"

Low-E / Clear



TS811LCL-FFLE
8'0": 3'0", 2'8", 2'6"
TS811LCL-LE
8'0": 3'0", 2'8", 2'6"

Traditions
TS811LCL
8'0": 3'0", 2'8", 2'6"
TS811LCL-FF
8'0": 3'0", 2'8", 2'6"

Low-E / Clear



TS811CL-FFLE
8'0": 3'0", 2'8", 2'6"
TS811CL-LE
8'0": 3'0", 2'8", 2'6"

Traditions
TS811CL
8'0": 3'0", 2'8", 2'6"
TS811CL-FF
8'0": 3'0", 2'8", 2'6"

Low-E / Clear



TS811RCL-FFLE
8'0": 3'0", 2'8", 2'6"
TS811RCL-LE
8'0": 3'0", 2'8", 2'6"

Traditions
TS811RCL
8'0": 3'0", 2'8", 2'6"
TS811RCL-FF
8'0": 3'0", 2'8", 2'6"

A Complete Door System

A Therma-Tru. door with genuine Therma-Tru parts is more than just a beautiful door. It's a complete door system – from the glass to the hinges – made to perform as good as it looks.



*The Rider does not warrant workmanship of anyone who assembles or installs a Tru-Defense door system, including Therma-Tru Certified Door System Installers, nor any damages caused by improper handling, assembly or installation.

**Latch and deadbolt must meet Therma-Tru specifications.

Note: See your Therma-Tru seller or visit www.thermatru.com for details on limited warranties and exclusions, and ENERGY STAR qualified products.



NEW

1 Composite Door Frame

A Thermo-Tru composite door frame featuring Tru-Guard™ composite technology provides a rot-free solution engineered to work together with rot-resistant Thermo-Tru doors and components.



2 Removable Weatherstrip

Our resilient design compresses when closed and springs back when open. It's protected by a durable jacket for long-lasting sealing power.



3 Hardware

Choose from beautiful options that will complement the look of your home and help bring you security and peace of mind.



4 Ball-Bearing Hinges

Hinges with ball-bearings protect each hinge pivot, offering added support and stability to help keep your door opening and closing smoothly.




5 7-Shape Corner Seal Pads

(Inswing Only) This innovative design creates a protective air pocket that helps prevent a vacuum from wicking moisture up the weatherstrip.



6 Composite Adjustable Sills

These allow flexibility to adjust the sill cap vertically to close gaps, helping to maintain a tight seal between the sill and the bottom of the door.



7 Dual-Bulb / Dual-Fin Bottom Sweep

(Inswing Only) Two bulbs compress to sit tight against the sill, while two fins act like walls to form barriers and a built-in rain deflector pushes moisture away.




8 Mullion Options

Mullions not only give the hinges and lock a place to anchor, they come in a range of sizes from 1"-3" in width per mullion to help create an entry door system to fit the opening of your home.

Tru-Defense: The Ultimate Protection

We manufacture or specify every aspect of a complete door system. The Thermo-Tru™ genuine components in a Tru-Defense door system are our premium options for long-lasting durability.

Double Your Peace of Mind

When it comes to door systems, we believe that proper installation is just as important as having the best components. A Tru-Defense door system installed by a Thermo-Tru Certified Door System Installer doubles your reimbursement eligibility should an issue arise.* Look for the  icon.


Levels of Reimbursement		
System Components	Reimbursement Eligibility	Reimbursement Eligibility with a Certified Installer
Latch & Deadbolt (No Sill Pan)**	\$250	\$500
Latch & Deadbolt with Sill Pan**	\$500	\$1,000
MPLS (No Sill Pan)	\$1,000	\$2,000
MPLS with Sill Pan	\$1,250	\$2,500

Baseline components required to qualify for the Tru-Defense Warranty Rider.

Multi-Point Locking Systems (MPLS)

Lever-Style MPLS

Exterior Handlesets



Heirloom Venture Millennium
Backplates: Wide / Narrow; Locking: Active / Inactive (Not Shown)

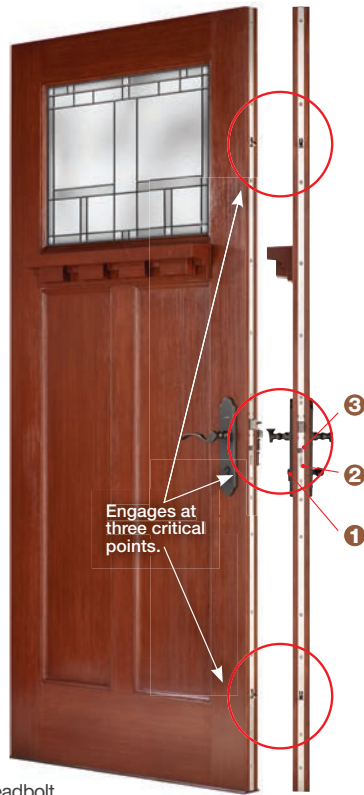
Standard Door Options



Tongue
(For single door systems.)



Shootbolt
(For double door systems.)



Engages at three critical points.

- ① Self-lubricating locks.
- ② 1" premium stainless steel deadbolt.
- ③ Integrated mishandling device.

Exterior view of door with lever-style MPLS.

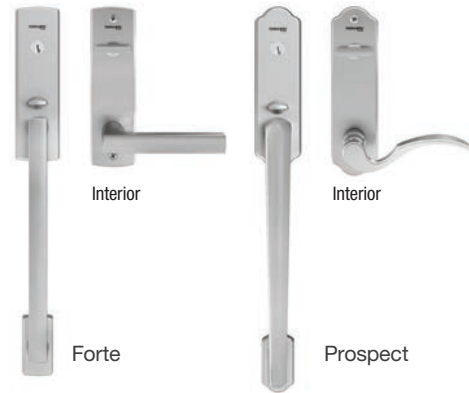
Finish Options



Bright Brass Brushed Nickel Black Nickel Polished Chrome Oil-Rubbed Bronze

Grip-Style MPLS

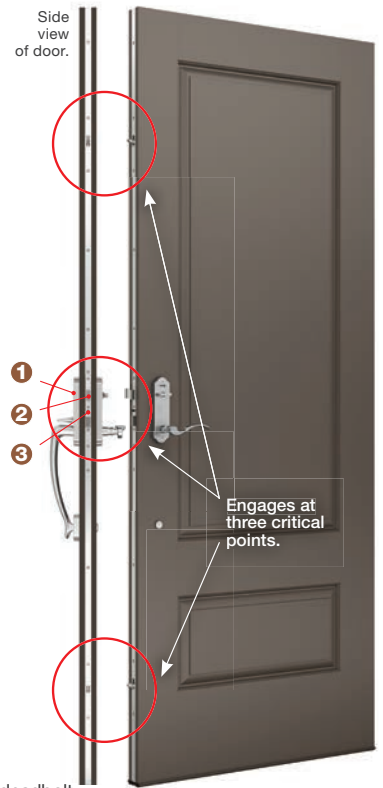
Handlesets



Standard Door Options



Tongue
(For single door systems.)
Heights: 6'8" | Configurations: Inswing, Outswing
7'0" |
8'0"



- ①
- ②
- ③

Engages at three critical points.

- ① Self-lubricating locks.
- ② 1" premium stainless steel deadbolt.
- ③ Integrated mishandling device.


Interior view of door.

Finish Options




Brushed Nickel Black Nickel Oil-Rubbed Bronze

Finishing Options



Vintage Bronze



Satin Nickel

Handlesets

Alta



Stockholm



Lever/Knob & Deadbolt Combinations

Durango Knob & Contemporary Deadbolt



Snowbird Lever & Contemporary Deadbolt



Basel Lever & Square Deadbolt



FINISHKOTE™

featuring  PRISMA GUARD.

PrismaGuard Premium Stain

Handcrafted and professionally applied in a controlled environment, low-maintenance PrismaGuard finish preserves your door's lasting beauty and protects against normal wear and tear, saving you time and money. And it's backed by a 10-year limited finish warranty for your peace of mind.



- 1 It starts with the realistic wood grains and deep embossments of a Therma-Tru® door, composite door frame or door surround.
- 2 A base coat provides an even, consistent color across the surface.
- 3 A wiping stain enhances the base coat while adding dimension to reflect the natural beauty of wood.
- 4 A durable topcoat enhances the high-definition color while protecting against scratches and color fading.
- 5 A second application of the topcoat provides added durability and optimal sheen for a high-end look.

Explore a nature-inspired color palette of premium stain and paint designed to enhance the overall beauty of the entry.



Lasting beauty and color.

Using specialized equipment, PrismaGuard stains and paints are tested to help deliver a consistent high-end appearance perfect for wood-grained or smooth door surfaces.



Protection from the elements.

Therma-Tru simulates exposure to harsh environments to help verify that PrismaGuard finish coating protects the door from the elements, preserving its color for years to come.



Resistance against wear and tear.

PrismaGuard finish is subjected to a simulation of everyday use to provide a durable high-end, low-maintenance finish that protects the door from normal wear and tear.



Confidence on the coast.

Therma-Tru simulates a highly corrosive atmosphere to help ensure PrismaGuard finish can withstand the damaging effects of high-salt environments near the coast.

10 YEAR
LIMITED WARRANTY
TRANSFERABLE
Classic Craft

10 YEAR
LIMITED WARRANTY



Durable Topcoat



Professional Application

Classic Craft® Stain Options


Fir Grain




NEW Walnut Grain



Mahogany Grain




Oak Grain




Fiber-Classic® Stain Options

Mahogany Collection™



Oak Collection™



Colors may vary from the actual application due to fluctuations in the printing process of this brochure. This brochure may not be used as a color matching tool. For true colors see actual samples.

NOTE: • 10 Year Finish Warranty for Composite Frames • 1 Year Finish Warranty for Wood Frames and Components

FINISHKOTE™

featuring  PRISMA GUARD.

PrismaGuard Premium Paint

Add a pop of color and tailor the look of the entry.

PrismaGuard premium paint is designed with high-definition color and optimal sheen to enhance the look of smooth and wood-grained Therma-Tru® products for a beautiful lasting impression.



- 1 It starts with the smooth or wood-grained surface of a Therma-Tru® door, composite door frame or door surround.
- 2 A base coat provides an even, consistent color across the surface.
- 3 A durable topcoat enhances the high-definition color while protecting against scratches and color fading.
- 4 A second application of the topcoat provides added durability and optimal sheen for a high-end look.

Explore a nature-inspired color palette of premium stain and paint designed to enhance the overall beauty of the entry.



Lasting beauty and color.

Using specialized equipment, PrismaGuard stains and paints are tested to help deliver a consistent high-end appearance perfect for wood-grained or smooth door surfaces.



Protection from the elements.

Therma-Tru simulates exposure to harsh environments to help verify that PrismaGuard finish coating protects the door from the elements, preserving its color for years to come.



Resistance against wear and tear.

PrismaGuard finish is subjected to a simulation of everyday use to provide a durable high-end, low-maintenance finish that protects the door from normal wear and tear.



Confidence on the coast.

Therma-Tru simulates a highly corrosive atmosphere to help ensure PrismaGuard finish can withstand the damaging effects of high-salt environments near the coast.

10 YEAR
LIMITED
WARRANTY
TRANSFERABLE
Classic Craft

10 YEAR
LIMITED
WARRANTY



Durable
Topcoat



Professional
Application

Left: Classic Craft Canvas, Homeward Glass, Door – CCV911, Sidelites – CCV911SL, Dentil Shelf, Finish – Ruby Red




AVAILABLE WITH



CLASSIC CRAFT.
CANVAS COLLECTION




SMOOTH-STAR.



PULSE.

Paint Options

Classic Collection



Alpine

Canvas

Granite

London

Onyx

Expression Collection



Cardinal

Cabernet

Glacier


Indigo

Cypress

Artichoke

Chestnut

Bold Collection



Harvest

Ruby Red

Reef

Dragonfly

Colors may vary from the actual application due to fluctuations in the printing process of this brochure. This brochure may not be used as a color matching tool. For true colors see actual samples.

- NOTE:
- 10 Year Finish Warranty for Composite Frames
 - 1 Year Finish Warranty for Wood Frames and Components

Accessories

Mail Slots



Black



Bronze



Satin Nickel

Pet Door

Available Sizes:

Small

Medium

Large



Peep Sites



Vintage Bronze



Satin Nickel

Clavos & Strap Hinge



1 1/2"

1 1/4"

1"

1 3/4"

1 1/4"

1"



18"

Dentil Shelves

Classic Craft.



Fir Grain 4-Block



Fir Grain 4-Block



Fir Grain 16-Block



Canvas 4-Block

Fiber-Classic. & Smooth-Star.*



Mahogany 4-Block



Smooth 4-Block

Hinged Patio Door Systems

A Therma-Tru® patio door with genuine Therma-Tru parts is a complete door system with doors, glass and parts engineered to work together for durability and reliability through the years.



- 1 Multi-Point Locking System (Recommended)
- 2 Bottom Sweep
- 3 Sill
- 4 Hinges
- 5 Corner Seal Pads (Inswing Only)
- 6 Rain Deflector (Inswing Only)
- 7 Sill Pan (Recommended)
- 8 Astragal
- 9 Frame Components

Vented Sidelites*



Enjoy the view – and a fresh breeze, too.

- Sturdy stiles and hinges make the unit work as a small swinging door.
- Wide patio mullions provide dependable operation.
- Multi-point lock and continuous system help provide security and stability.
- Convenient removable screens – available in bronze and white – are designed for worry-free use.

*For inswing use only.

Left: Smooth-Star, Clear Glass, Doors – S2000, Sidelites –S2000SL

Right: Smooth-Star, Door – S8200; Granite Glass, Sidelites – S81086XNSL


EnLiten™ Flush-Glazed Internal Blinds



Available Door Collections

Smooth-Star.

Available Door Styles & Sizes




Widths

2'6"
2'8"
2'10"
3'0"

Heights

6'8"
8'0"

Available Configurations




EnLiten™ Flush-Glazed Low-E Glass



Available Door Collections

Fiber-Classic. Mahogany / Fiber-Classic. Oak / Smooth-Star.

Available Door Styles & Sizes



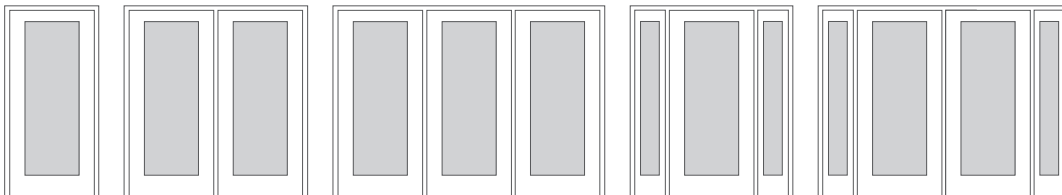
Widths

5'0"
5'4"
5'8" (Can be used as a 6'0" replacement size.)
6'0"

Heights

6'6"
6'8"
8'0"

Available Configurations




EnLiten™ Flush-Glazed Low-E Grilles Between Glass



Available Door Collections
Fiber-Classic® Oak / Smooth-Star®

Available Door Styles & Sizes




Widths

- 5'0"
- 5'4"
- 5'8" (Can be used as a 6'0" replacement size.)
- 6'0"

Heights

- 6'6"
- 6'8"
- 8'0"

Available Configurations




Low-E Internal Blinds



Available Door Collections

Fiber-Classic® Mahogany / Fiber-Classic® Oak / Smooth-Star®

Available Door Styles & Sizes



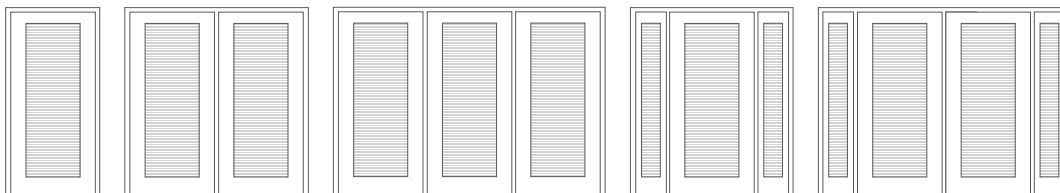
Widths

- 5'0"
- 5'4"
- 5'8" (Can be used as a 6'0" replacement size.)
- 6'0"

Heights

- 6'6"
- 6'8"
- 8'0"

Available Configurations




Low-E Glass



Available Door Collections

Fiber-Classic. Mahogany / Fiber-Classic. Oak / Smooth-Star.

Available Door Styles & Sizes



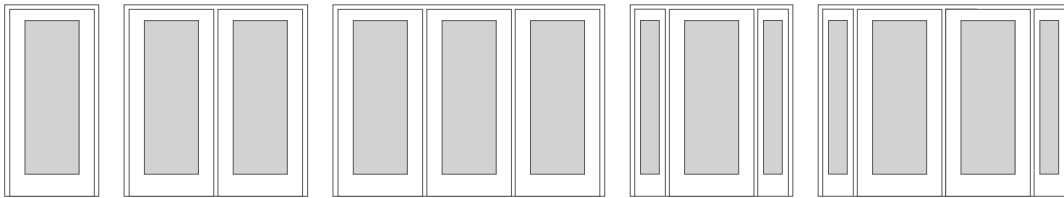
Widths

- 4'8" (Can be used as a 5'0" replacement size.)
- 5'0"
- 5'4"
- 5'8" (Can be used as a 6'0" replacement size.)
- 6'0"

Heights

- 6'6"
- 6'8"
- 8'0"

Available Configurations



Therma-Tru® Door Systems

Independent Laboratory Performance Testing

At the time of manufacture, Therma-Tru exterior door systems (properly assembled with all genuine Therma-Tru components) have been tested under one or more of the following performance specifications: structural load, uniform load deflection, vertical load resistance, air infiltration, water penetration resistance, forced entry resistance, operating forces, force to latch, deglazing resistance, operating cycle performance, impact resistance, sound transmission, thermal performance and solar heat gain performance. Therma-Tru exterior door systems conform to the applicable Performance Standards / Test Methods that may include ANSI/AAMA/NWDA 101/I.S.2, AAMA/WDMA 101/I.S.2/NAFS, AAMA/WDMA/CSA 101/I.S.2-A440, ASTM E330, ASTM E547, ASTM E283, ASTM E331, ANSI/BHMA A156.2, AAMA 1304, AAMA 920, AAMA 925, ASTM E2068, ASTM F842, ASTM E987, ASTM E1300, ASTM E90, ASTM E413, ASTM E1332, ASTM E1886, ASTM E1996, PA/TAS 201, PA/TAS 202, PA/TAS 203, HUD UM89, AAMA 1702.2, 24 CFR 3280, 24 CFR 3282, NFRC 100 and NFRC 200. Refer to www.thermatru.com for design pressure and other performance ratings.

Doors

Recommended Door Overhang – For best performance, all doors should be protected by an overhang. The recommended size is half the distance from the base of the door to the bottom of the overhang. So, as an example, a distance of 10' for this dimension would require an overhang of 5' minimum. For wetter climates, southern or western exposures, and for double doors, the overhang should be the same as the distance from the base of the door to the bottom of the overhang. In this same example, the dimension is 10' so the overhang should be 10'.

For best performance, double doors to be used in areas with severe weather exposure must be installed using entry alcoves or large soffit overhangs to protect entry unit from exposure. Multi-point locking systems are highly recommended for 8'0" and double door applications.

Doorlites

Doorlites are insulated, and exposed panes are tempered or laminated. Optional wood grilles available for clear doorlites and transoms.

Inserts – All glass (except flush-glazed styles) shall be bedded with glazing mastic and secured in doors with screws. Therma-Tru's SMC and BTS doorlite frames are available for most styles except where noted. SMC and BTS frames shall resist significant deformation by heat up to 200 degrees Fahrenheit, regardless of paint or stain color or placement behind a storm door.

PVC doorlite frames must be finished within 30 days of installation. Failure to do so will increase the chance for product damage of the type that is not covered by the warranty. PVC doorlite frames are not recommended for use behind storm doors or to be painted dark colors, if exposed to direct sunlight.

Decorative Glass & Wrought Iron – Each Therma-Tru decorative glass unit is handcrafted by skilled artisans replicating Old World techniques. Each piece is a unique work of art and many things that would appear to be imperfections (small bubbles, lines and waves within the glass) are normal and are part of the designs character.

Direct Set Sidelites – All Therma-Tru direct set sidelites shall utilize trim components secured and glazed in place in the door jamb.

Condensation occurs naturally in the home, caused by excessive humidity in the air. Often this harmless water vapor can be seen collecting on glass surfaces, such as doorlites. Energy-efficient glass units in Therma-Tru door systems are constructed to keep the glass as warm as possible, reducing

condensation build-up. However, there is no such thing as a condensation-free window or doorlite in high-humidity conditions.

A common attribute of true wrought iron doorlites is that a rattle sound may be heard when closing the door. This is solely a function of having real wrought iron which is heavy and has the ability to flex, moving back and forth within a narrow airspace surrounded by glass that has very little flex. This characteristic is not considered a defect or warranty issue.

NOTE: Glass privacy ratings are determined by the 1/2-lite glass size. As a result, the amount of privacy / glass transparency may be more or less than indicated by the privacy rating, based on the glass design and size of the glass that is inserted into the door, sidelite or transom.

Glass designs may differ from depiction due to the size and hand craftsmanship of glass. See your Therma-Tru seller or visit www.thermatru.com for more details.

Components

Adjustable Security Strike Plate – Proprietary adjustable type, permitting in-out adjustment of door in frame, up to 3/16".

Hinges – Minimum hinge size 4" x 4" x .098".

Ball-bearing hinges are recommended for 8'0" doors, doors using heavy lites (e.g., wrought iron) all 20-Minute Fire-rated fiberglass doors, Impact-rated doors and glass, and all Classic Craft doors.

Use of the multi-point locking system is highly recommended for 8'0" and double fiberglass doors. Not recommended for steel doors.

Please be aware that single door units built with public access sills have little resistance to water penetration, and double doors built with these sills have a potential to leak if installed exposed to weather. We recommend that units be installed away from weather under large soffits or overhangs.

Use of a sill pan is recommended.

Fiber-Classic and Smooth-Star dentil shelves are not recommended for placement behind storm doors or to be painted dark colors, if exposed to direct sunlight.

Therma-Tru door surrounds must be finished within 30 days of installation. Failure to do so will increase the chance for product damage of the type that is not covered by the warranty.

Impact-Rated Products

Impact-rated products must be installed as part of a Therma-Tru door system in compliance with a Therma-Tru product approval. Visit www.thermatru.com for product approvals and full details on WBDR- (Wind-Borne Debris Region) / HVHZ- (High Velocity Hurricane Zone) compliant products. Follow weather and news reports in order to assess severe weather situations and obey local authorities' shelter and evacuation orders. No product guarantees safety for persons or property, nor makes any premises hurricane- or impact-proof.

Fire-Rating Performance Standards

Fire and building codes vary throughout the country and acceptance of products and labels is left to the discretion of the local authorities.

MODIFICATION OF PRODUCTS DESCRIBED IN THIS BROCHURE WHICH CARRY FIRE RATINGS (DOORS AND FRAMES) MAY VOID THE FIRE RATINGS.

Test conducted by Intertek, Warnock-Hersey.

Limited Warranties

Please be aware of the applicable Therma-Tru Limited Warranty which contains important restrictions, disclaimers, exclusions and conditions, as well as the below listed Installation, Finishing & Maintenance documents, related to the Therma-Tru product purchased (e.g., Fiberglass, Steel, Patio Door Systems), all of which can be obtained from your Therma-Tru seller or found in their entirety at www.thermatru.com:

- Therma-Tru. Fiberglass and Steel Door Systems Residential Limited Warranty: Fiberglass – Classic Craft., Fiber-Classic., Smooth-Star. and Pulse. Door Systems; Steel – Pulse., Profiles., Traditions and Therma-Tru. Fire Door (TR 12-24) Steel Edge Door Systems
- Therma-Tru. Tru-Defense. Door System Rider to Fiberglass Door Systems Limited Warranty: Classic Craft., Fiber-Classic., Smooth-Star. and Pulse. Fiberglass Door Systems
- EnLiten™. Flush-Glazed Construction & Installation Rider to Fiberglass Door Systems Limited Warranty for Residential and Multi-Resident Premises: Classic Craft., Fiber-Classic. and Smooth-Star. Flush-Glazed Fiberglass Door Systems
- EnLiten™. Flush-Glazed Homeowner Rider to Fiberglass Door Systems Limited Warranty for Residential and Multi-Resident Premises: Classic Craft., Fiber-Classic. and Smooth-Star. Flush-Glazed Fiberglass Door Systems
- PrismaGuard. Limited Warranty Rider to Fiberglass and Steel Door Systems Limited Warranty for Residential and Multi-Resident Premises: Fiberglass – Classic Craft., Fiber-Classic., Smooth-Star., and Pulse. Door Systems; Steel – Pulse., Profiles. and Traditions
- Same-Day. Stain 5-Year Limited Warranty: Same-Day. Stain and Topcoat for Use on Therma-Tru. Fiberglass Door Systems and Fypon. Stainable Polyurethane Products
- Therma-Tru. Composite Door Frame featuring Tru-Guard™ Composite Technology Limited Warranty for Residential and Multi-Resident Premises: Classic Craft., Fiber-Classic., Smooth-Star. and Pulse. Fiberglass Door Systems
- Therma-Tru. Composite Door Frame featuring Tru-Guard™ Composite Technology Limited Warranty Transferable Rider to Fiberglass Door Systems Limited Warranty for Residential and Multi-Resident Premises: Classic Craft., Fiber-Classic., Smooth-Star. and Pulse. Fiberglass Door Systems

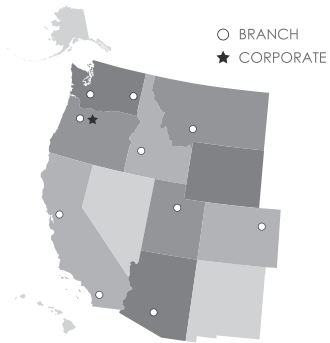
Installation, Finishing & Maintenance

Installation, finishing and maintenance must be performed according to Therma-Tru's recommendations to comply with warranty requirements. Obtain a copy of the following documents outlining recommendations from your Therma-Tru seller or find them in their entirety at www.thermatru.com:

- Installation Instructions (Products that are approved for Coastal and / or high wind applications may require special installation. Always follow the installation instructions in the Product Approval for these products.)
- Therma-Tru Fiberglass and Steel Door Systems Recommendations for Proper Finishing and Painting or Staining

NOTE: Finish colors may vary from an actual application due to fluctuations in finishing or the printing of this catalog. See your Therma-Tru seller or visit www.thermatru.com for more details.

BOISE, ID
 BOZEMAN, MT
 DENVER, CO
 ONTARIO, CA
 PHOENIX, AZ
 SACRAMENTO, CA
 SALT LAKE CITY, UT
 SPOKANE, WA
 TACOMA, WA
 WILSONVILLE, OR



Left: Classic Craft Fir Grain, Door – CCA1100; Low-E Glass, Sidelites – CCA2310SL, Finish – Driftwood

Middle: Classic Craft Fir Grain, Low-E Glass with SDLs, Door – CCA220, Finish – Alpine

Right: Pulse Línea, Satin Etch Glass with Flat Lite Frame, Door – S81RXE, Finish – Ruby Red

©2021 Therma-Tru Corp. All rights reserved. THERMA-TRU and the Therma-Tru Logo are trademarks of Therma-Tru Corp. Registered trademarks are registered in the U.S. and may be registered internationally. All trademarks are property of their respective owners. Therma-Tru Corp. is an operating company of Fortune Brands Home & Security, Inc. ENERGY STAR is a government program that helps consumers protect the environment through superior energy efficiency and is a registered trademark of the U.S. Department of Energy and the U.S. Environmental Protection Agency. HOT 21050302 / SEP 2021

THERMA-TRU®
 DOORS

thermatru.com

1-800-THERMA-TRU (843-7628)