



Tacoma

# CEDAR & PINE PROFILE GUIDE



# ABOUT OREPAC



## OUR HISTORY

OrePac is a family-owned and operated business, founded by the Hart family in 1977. Through strong leadership and a commitment to success, the company has grown into one of the premier distributors in the building industry.

Trust, integrity, and a dedication to excellence are the values most important to OrePac. That commitment can be found in the services we offer, the quality of the products we provide, and the way we treat our employees and customers. This dedication to our markets has enabled us to make a positive impact on the shelter industry and the communities we serve.

## OREPAC TACOMA

OrePac established our Tacoma, Washington location in 1981. Today, the branch has expanded to 22 trailers and 14 tractors, covering more than 200,000 square feet of warehouse space. Serving building professionals throughout northwestern Washington and Alaska, our Tacoma team is an industry leader in PVC, composite, and cedar.



- ★ CORPORATE  
Wilsonville, OR
- DISTRIBUTION CENTERS



## DISTRIBUTION CENTERS

- Boise, ID
- Bozeman, MT
- Denver, CO
- Ontario, CA
- Phoenix, AZ
- Sacramento, CA
- Salt Lake City, UT
- Spokane, WA
- Tacoma, WA
- Wilsonville, OR

# TABLE OF CONTENTS

## SOLID CEDAR

### NATURAL

BEVELS & PATTERNS .....	4-9
DECKING, & TRIM.....	10-15

## ENGINEERED CEDAR

### NATURAL

CRAFTSMAN SHINGLE PANEL.....	16-17
T&G PANELING.....	18-19
BEVELS, FASCIA & TRIM.....	20-27

### PRIMED

BEVELS, FASCIA & TRIM .....	28-29
-----------------------------	-------

## PINE

### NATURAL

PATTERNS & SIDING.....	30-31
------------------------	-------

# SOLID CEDAR

## NATURAL



# SOLID CEDAR

## NATURAL

BEVEL   GRADED TO THE RESAWN FACE   KILN DRIED					
Item	Nominal Size	Grade	Species	Lengths	Stock
CBVC1206	1/2" x 6"	STK	WRC	Random	●
CBVC1208	1/2" x 8"	STK	WRC	Random	●
CBVC3408	3/4" x 8"	STK	WRC	Random	●
CBVC3410	3/4" x 10"	STK	WRC	Random	●



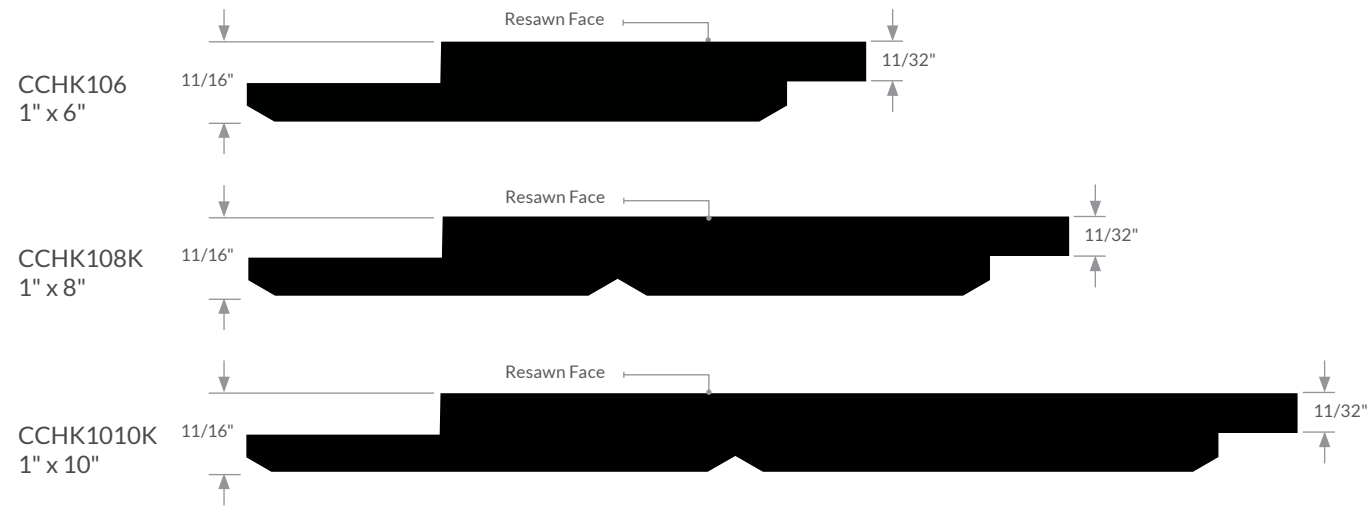
BEVEL   GRADED TO THE RESAWN FACE   KILN DRIED					
Item	Nominal Size	Grade	Species	Lengths	Stock
CBVK606	11/16" x 6"	STK	WRC	Random	●
CBVK608	11/16" x 8"	STK	WRC	Random	●
CBVK610	11/16" x 10"	STK	WRC	Random	●



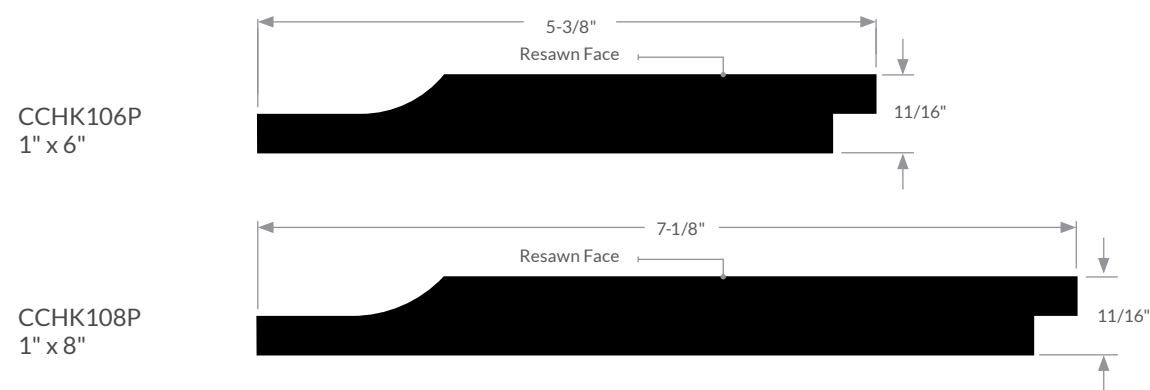
# SOLID CEDAR

## NATURAL

CHANNEL   GRADED TO THE RESAWN FACE   KILN DRIED					
Item	Nominal Size	Grade	Species	Lengths	Stock
CCHK106	1 x 6	STK	WRC	Random	●
CCHK108K	1 x 8	STK	WRC	Random	●
CCHK110K	1 x 10	STK	WRC	Random	●



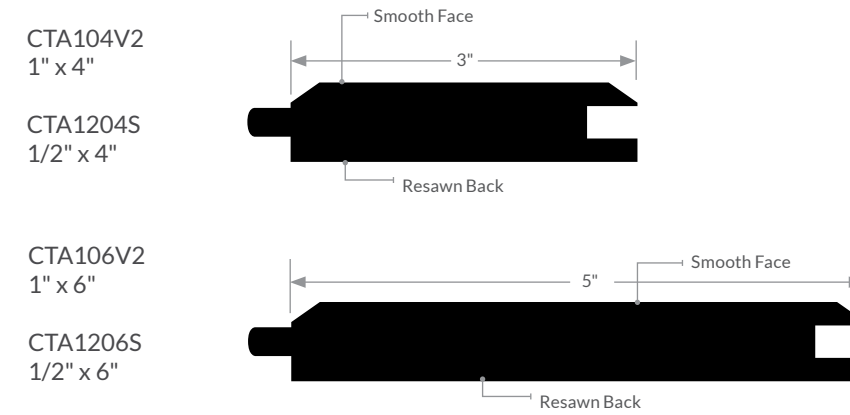
CHANNEL   COVE   GRADED TO THE RESAWN FACE   KILN DRIED					
Item	Nominal Size	Grade	Species	Lengths	Stock
CCHK106P	1 x 6	STK	WRC	Random	★
CCHK108P	1 x 8	STK	WRC	Random	★



# SOLID CEDAR

## NATURAL

T&G   V2E   A/BTR   KILN DRIED						
Item	Nominal Size	Actual Size	Grade	Species	Lengths	Stock
CTA104V2	1 x 4	11/16" x 3"	CLR	WRC	Random	●
CTA1204S	1/2 x 4	7/16" x 3"	CLR	WRC	Random	●
CTA106V2	1 x 6	11/16" x 5"	CLR	WRC	Random	●
CTA1206S	1/2 x 6	7/16" x 3"	CLR	WRC	Random	●

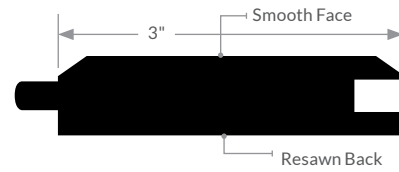


# SOLID CEDAR

## NATURAL

T&G   V2E   A/BTR   KILN DRIED						
Item	Nominal Size	Actual Size	Grade	Species	Lengths	Stock
CTA104V2	1 x 4	11/16" x 3"	CLR	WRC	Random	●
CTA1204S	1 x 4	7/16" x 3"	CLR	WRC	Random	●
CTA106V2	1 x 6	11/16" x 5"	CLR	WRC	Random	●
CTA1206S	1 x 6	7/16" x 3"	CLR	WRC	Random	●

CTA104V2  
CTA1204S  
1" x 4"



CTA106V2  
CTA1206S  
1" x 6"

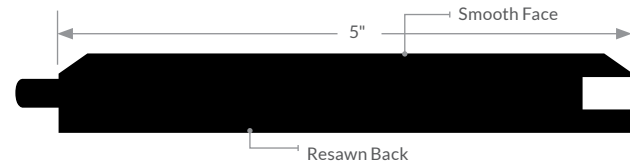


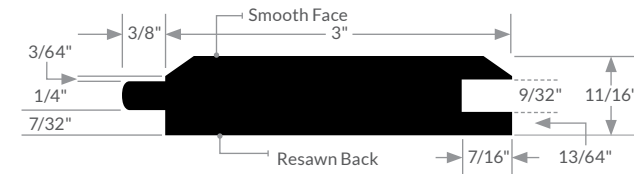
Photo Credit: Pixar Pros

# SOLID CEDAR

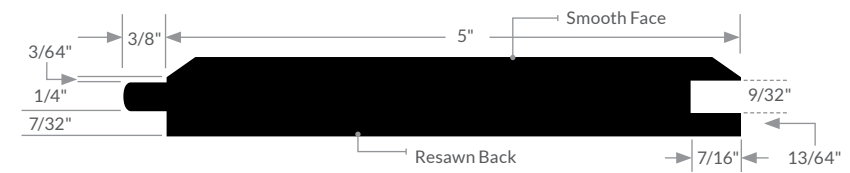
## NATURAL

T&G   V2E   KILN DRIED					
Item	Nominal Size	Grade	Species	Lengths	Stock
CT104V2	1 x 4	STK	WRC	Random	●
CT106V2	1 x 6	STK	WRC	Random	●

CT104V2  
1" x 4"

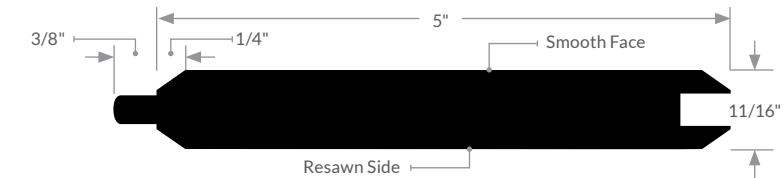


CT106V2  
1" x 6"

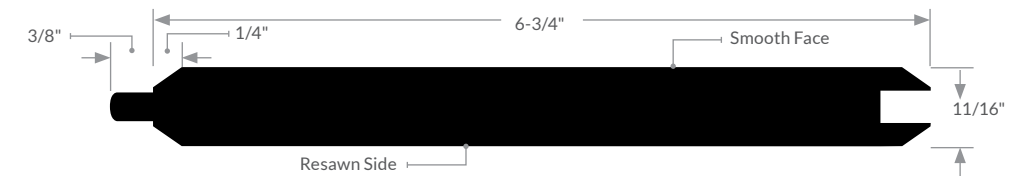


T&G   V4E   TK					
Item	Nominal Size	Grade	Species	Lengths	Stock
CTL106V4	1 x 6	STK	WRC	Random	●
CT108V4	1 x 8	STK	WRC	Random	●

CTL106V4  
1" x 6"



CT108V4  
1" x 8"



# SOLID CEDAR

## NATURAL

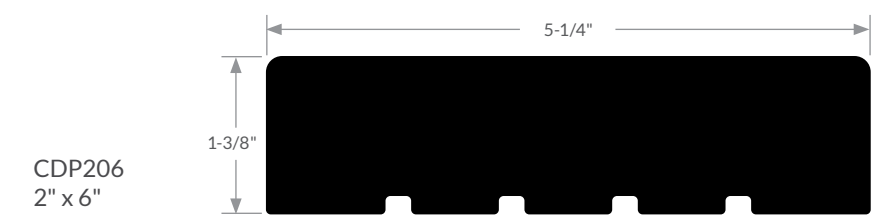


Architect Credit: Vincent Appel of Possible  
 Photo Credit: Rory Gardiner  
 Caption: Sheffield Residence

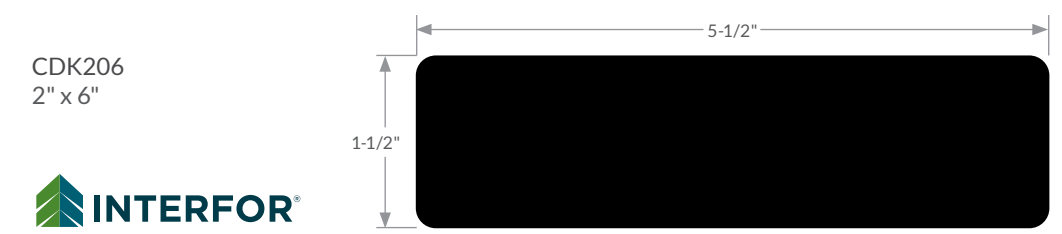
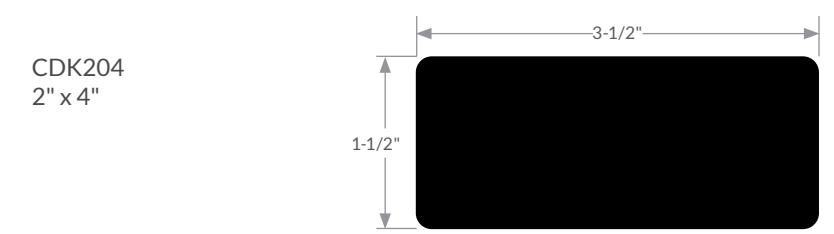
# SOLID CEDAR

## NATURAL

DECKING   PACDECK   APPEARANCE   KILN DRIED				
Item	Nominal Size	Surface	Lengths	Stock
CPD206	2 x 6	1-Face	R/L, 8', 10', 12', 14', 16', 18', 20'	●



DECKING   S4S   GREEN				
Item	Nominal Size	Description	Lengths	Stock
CDK204	2 x 4	-	16', 20'	●
CDK206	2 x 6	Interfor Regal	8', 10', 12', 14', 16', 18', 20'	●
CRK544	5/4 x 5	Radius Edge Decking	16', 20'	●
CRK546	5/4 x 6	Radius Edge Decking	16', 20'	●



# SOLID CEDAR

## NATURAL

### S1S2E | GREEN | C/BTR

Item	Nominal Size	Grade	Lengths	Stock
CBC102	1 x 2	CLR	6', 8', 10', 12', 14', 16', 18', 20'	●
CBC103	1 x 3	CLR	8', 10', 12', 14', 16', 18', 20'	●
CBC104	1 x 4	CLR	6', 8', 10', 12', 14', 16', 18', 20'	●
CBC106	1 x 6	CLR	8', 10', 12', 14', 16', 18', 20'	●
CBC108	1 x 8	CLR	8', 10', 12', 14', 16', 18', 20'	●

### S1S2E | GREEN | APG

Item	Nominal Size	Grade	Lengths	Stock
CBN103	1 x 3	TK	8', 10', 12', 14', 16', 18', 20'	●
CBN104	1 x 4	TK	8', 10', 12', 14', 16', 18', 20'	●
CBN106	1 x 6	TK	8', 10', 12', 14', 16', 18', 20'	●
CBN108	1 x 8	TK	8', 10', 12', 14', 16', 18', 20'	●
CBN110	1 x 10	TK	8', 10', 12', 14', 16', 18', 20'	●
CBN112	1 x 12	TK	8', 10', 12', 14', 16', 18', 20'	●

### S1S2E | GREEN | 2/BTR

Item	Nominal Size	Grade	Lengths	Stock
CDN206	2 x 6	TK	8', 10', 12', 14', 16', 18', 20'	●
CDN208	2 x 8	TK	8', 10', 12', 14', 16', 18', 20'	●
CDN210	2 x 10	TK	8', 10', 12', 14', 16', 18', 20'	●
CDN212	2 x 12	TK	8', 10', 12', 14', 16', 18', 20'	●

### S1S2E | GREEN | 2/BTR

Item	Nominal Size	Grade	Lengths	Stock
CBN5404	5/4 x 4	TK	6', 7', 8', 9', 10', 11', 12', 14', 15', 16', 17', 18', 20'	●
CBN5406	5/4 x 6	TK	6', 8', 9', 10', 11', 12', 13', 14', 15', 16', 17', 18', 19', 20'	●
CBN5408	5/4 x 8	TK	6', 8', 9', 10', 11', 12', 14', 16', 18', 20'	●
CBN5410	5/4 x 10	TK	6', 8', 10', 12', 14', 16', 18', 20'	●
CBN5412	5/4 x 12	TK	6', 8', 10', 12', 14', 16', 18', 20'	●

# SOLID CEDAR

## NATURAL



# SOLID CEDAR

## NATURAL

S4S   GREEN   APG				
Item	Nominal Size	Grade	Lengths	Stock
CDS406	4 x 6	TK	8', 10', 12'	★
CDS606	6 x 6	TK	8', 10', 12'	★

S4S   GREEN   APG				
Item	Nominal Size	Grade	Lengths	Stock
CDK404	4 x 4	TK	8', 10', 12'	●

S4S   GREEN   C/BTR				
Item	Nominal Size	Grade	Lengths	Stock
CDC202	2 x 2	CLR	8', 10', 12', 14', 16', 18', 20'	●
CDC204	2 x 4	CLR	8', 10', 12', 14', 16', 18', 20'	●
CDC206	2 x 6	CLR	8', 10', 12', 14', 16', 18', 20'	●
CDC404	4 x 4	CLR	8', 10', 12'	●

90° CORNER				
Item	Nominal Size	Grade	Length	Stock
CM352	2 x 4	A/BTR	20'	●

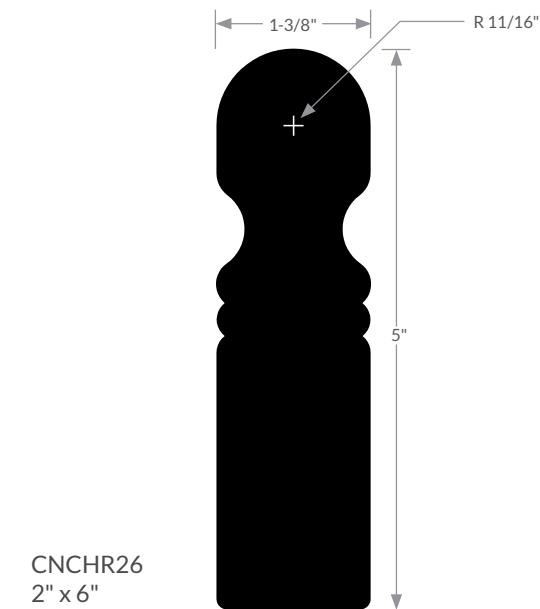


BALUSTER   GREEN				
Item	Nominal Size	Grade	Lengths	Stock
CDC202	2 x 2	CLR	36", 48"	●

# SOLID CEDAR

## NATURAL

HANDRAIL   KILN DRIED				
Item	Nominal Size	Grade	Lengths	Stock
CNCHR26	2 x 6	C/BTR	8', 10', 12', 14', 16', 18', 20'	●





# ENGINEERED CEDAR

NATURAL

**SHAKERTOWN**  
CEDAR SHINGLES SIMPLIFIED

CRAFTSMAN SHINGLE PANEL



# ENGINEERED CEDAR

NATURAL

**SHAKERTOWN**  
CEDAR SHINGLES SIMPLIFIED

CRAFTSMAN SHINGLE PANEL


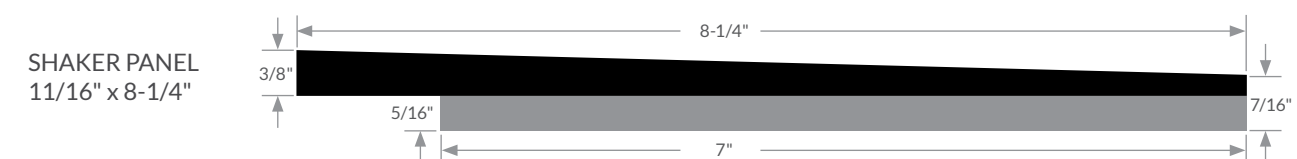
The ShakerTown Craftsman Shingle Panel is the builder's choice as the best cedar shingle panel in the industry. Manufactured using only the finest vertical grain Western Red Cedar heartwood, the panels are easy to install and project a lasting beauty on any home.




- Traditional shingle butt thickness
- 100% vertical grain for stability and durability
- Smooth sawn surface takes finishes evenly
- Joint styles include the traditional keyway or a contemporary tight joint
- Choose between an even-butt line or staggered-butt line

## CRAFTSMAN PANEL | MANUFACTURED

Item	Design	Face	Backer	Exposure	Coverage	Stock
CSS1C7EK	Even Keyway	3/8 x 8-1/4 x 96	5/16 x 7 x 96	7"	4.76 sq ft / panel	●
CSS1C7SK	Staggered Keyway	3/8 x 8-1/4 x 96	5/16 x 7 x 96	7"	4.76 sq ft / panel	●



Even Keyway



Staggered Keyway

\*Up to 5% of any mill shipment may have nested bundles with panel lengths shorter than 8 feet

# ENGINEERED CEDAR

## NATURAL



### Clear Vertical Grain Cedar T&G Paneling

Dolly Varden is a classic tongue & grooved Western Red Cedar paneling that harnesses Shakertown's 60 years of experience laminating cedar to an exterior backing. This system provides you stronger, more durable paneling with qualities not found in solid cedar alone.

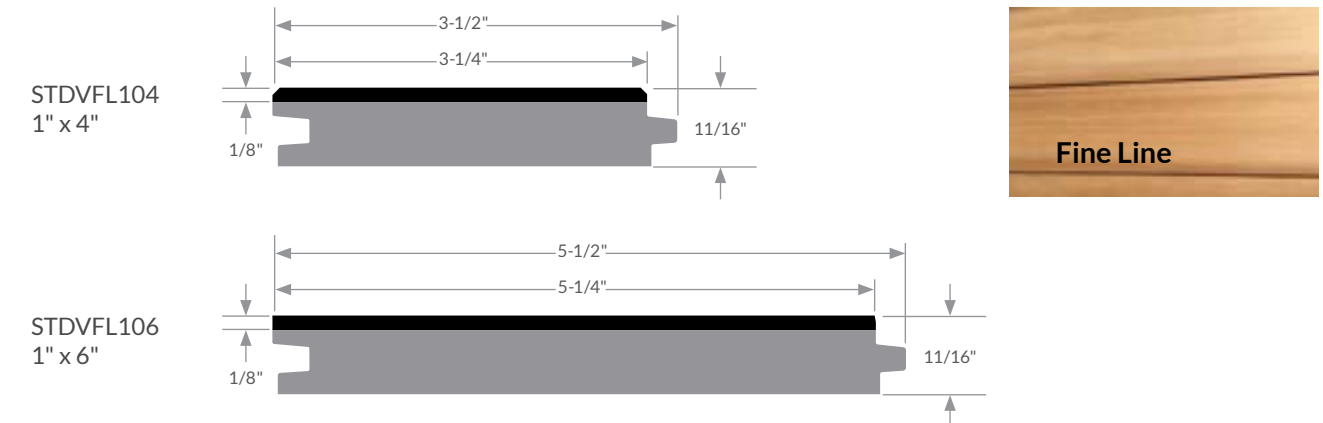
**Composition and Materials:** Dolly Varden T&G panels are composed of genuine Western Red Cedar and fir bonded with exterior adhesives (under pressure) into an exclusive 7-ply engineered panel. The bonding method of full surface gluing meets the weather test and other requirements for exterior siding as specified under U.S. PS 1-09. Insulation values up to R 1.65 are superior to other siding products.

# ENGINEERED CEDAR

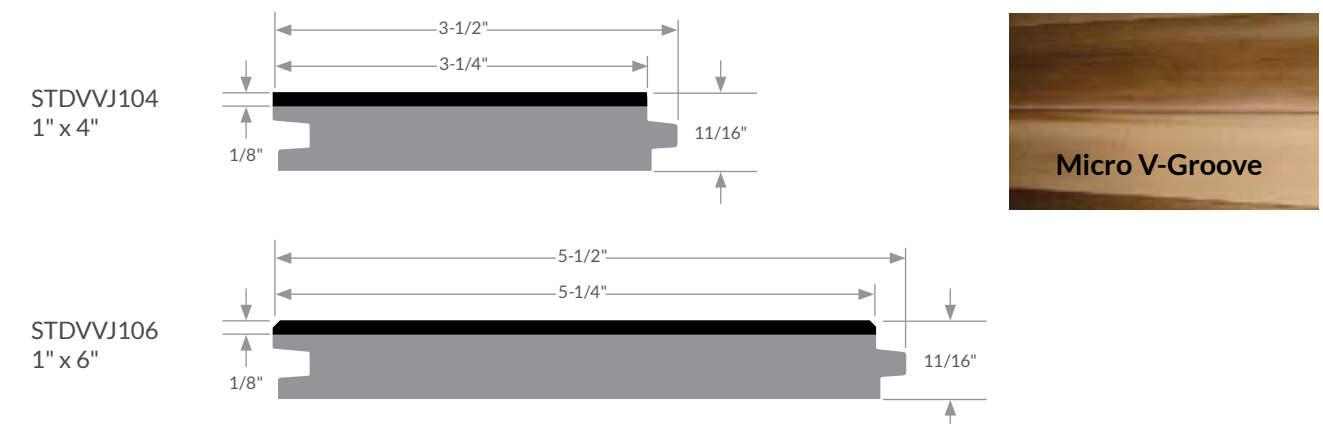
## NATURAL



T&G   FINELINE PANEL   MANUFACTURED				
Item	Nominal Size	Face	Lengths	Stock
STDVFL104*	1 x 4	3-1/4"	7' - 18' Mixed	▲
STDVFL106*	1 x 6	5-1/4"	7' - 18' Mixed	▲



T&G   MICRO-V JOINT PANEL   MANUFACTURED				
Item	Nominal Size	Face	Lengths	Stock
STDVVJ104*	1 x 4	3-1/4"	7' - 18' Mixed	▲
STDVVJ106*	1 x 6	5-1/4"	7' - 18' Mixed	▲



# ENGINEERED CEDAR

NATURAL



**NEXTGEN CEDAR**

- More stable than solid cedar due to manufacturing process
- 3/4" butt with 3/16" tip. Thicker than traditional 11/16" solid cedar
- Available in 16' lengths. 20' lengths available by special order
- Smaller knots than traditional 11/16" x 8" solid cedar
- 15-year warranty against delamination



See page 27 for primed option. Stained product available by special order only.

**BEVEL | FINGER-JOINT**

Item	Nominal Size	Finish	Length	Stock
CBVFJTK34616	1 x 6	Raw	16'	●
CBVFJTK34620	1 x 6	Raw	20'	●
CBVFJTK34816	1 x 8	Raw	16'	●
CBVFJTK34820	1 x 8	Raw	20'	●

CBVFJTK346  
3/4" x 6"



CBVFJTK348  
3/4" x 8"



# ENGINEERED CEDAR

NATURAL



**NEXTGEN CEDAR**



# ENGINEERED CEDAR

NATURAL

# ENGINEERED CEDAR

NATURAL



**NEXTGEN CEDAR**

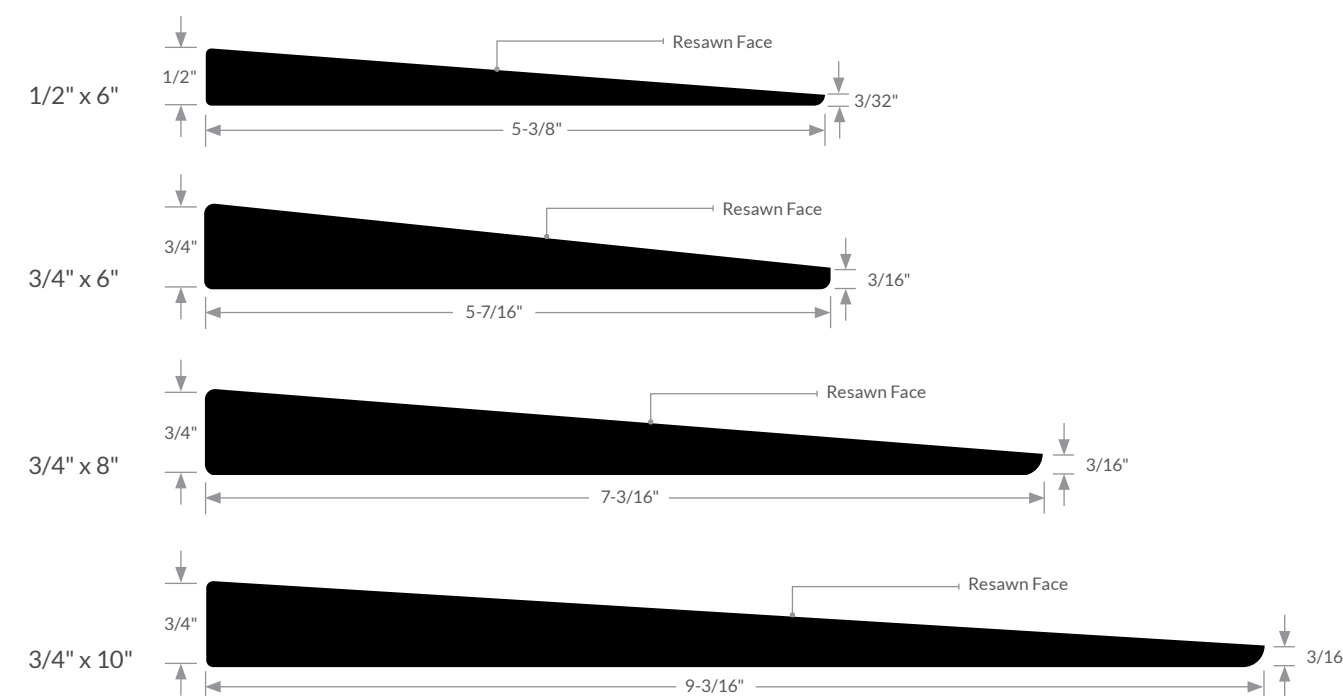
West Bay's newly-developed NextGen cedar has all the natural beauty of solid cedar without the inconsistencies seen in other alternative engineered products.

## FEATURES

- 100% North American made
- Beautiful vertical grain appearance
- More consistent look
- Greater stability than solid cedar
- Renewable fiber supply
- Fewer SKUs for inventory

### ENGINEERED BEVEL | EG & FJ | SELECT GRADE KNOTTY

Item	Nominal Size	Actual Size	Length	Quantity	Stock
CNGBP120616	1/2 x 6	1/2 x 5-3/8	16'	240 Pcs/Unit - 10 pc Sub	★
CNGBP340616	3/4 x 6	3/4 x 5-7/16	16'	348 Pcs/Unit - 8 pc Sub	●
CNGBP340816	3/4 x 8	3/4 x 7-3/16	16'	144 Pcs/Unit - 8 pc Sub	●
CNGBP341016	3/4 x 10	3/4 x 9-3/16	16'	120 Pcs/Unit - 6 pc Sub	★



# ENGINEERED CEDAR

PRIMED



**NEXTGEN CEDAR**



# ENGINEERED CEDAR

PRIMED



**NEXTGEN CEDAR**

- More stable than solid cedar due to manufacturing process
- 3/4" butt with 3/16" tip. Thicker than traditional 11/16" solid cedar
- Available in 16' lengths. 20' lengths available by special order
- Smaller knots than traditional 11/16" x 8" solid cedar
- 15-year warranty against delamination



Primed

See page 24 for raw option. Stained product available by special order only.

### BEVEL | FINGER-JOINT

Item	Nominal Size	Finish	Lengths	Stock
CBVFJTK34616P	1 x 6	Primed	16'	●
CBVFJTK34620P	1 x 6	Primed	20'	●
CBVFJTK34816P	1 x 8	Primed	16'	●
CBVFJTK34820P	1 x 8	Primed	20'	●

CBVFJTK346  
3/4" x 6"




CBVFJTK348  
3/4" x 8"




### BEVEL | SMOOTH FACE

Item	Nominal Size	Grade	Joinery	Lengths	Stock
CBPV1206	1/2 x 6	VG	Finger-joint	16', 20'	●
CBPV1208	1/2 x 8	VG	Finger-joint	16', 20'	●

CBPV1206  
1/2" x 6"



CBPV1208  
1/2" x 8"




# ENGINEERED CEDAR

## PRIMED



- 100% Western Red Cedar from North America
- Competes with both tight knot fingerjoint (FJ) primed and Grade A and Better (A/BTR) FJ primed
- Uniform rougher head face provides a consistent texture without patchwork appearance
- 100% reversible product allows the use of the smooth face or textured face
- All 20' pieces: 1x, 5/4x and 2x available.
- Manufactured with premium exterior waterproof glue
- Primed with high-quality exterior alkyd oil primer
- Kiln-dried, fumigated, and patched with epoxy resin (not sawdust and glue)
- Mold and mildew resistant



TRIM/FASCIA   ENGINEERED				
Item	Nominal Size	Grade	Length	Stock
CFP102	1 x 2	WRC	20'	●
CFP103	1 x 3	WRC	20'	●
CFP104	1 x 4	WRC	20'	●
CFP106	1 x 6	WRC	20'	●
CFP108	1 x 8	WRC	20'	●
CFP110	1 x 10	WRC	20'	●
CFP112	1 x 12	WRC	20'	●
CFP5403	5/4 x 3	WRC	20'	●
CFP5404	5/4 x 4	WRC	20'	●
CFP5406	5/4 x 6	WRC	20'	●
CFP5408	5/4 x 8	WRC	20'	●
CFP5410	5/4 x 10	WRC	20'	●
CFP5412	5/4 x 12	WRC	20'	●
CFP202	2 x 2	WRC	20'	●
CFP204	2 x 4	WRC	20'	●
CFP206	2 x 6	WRC	20'	●
CFP208	2 x 8	WRC	20'	●
CFP210	2 x 10	WRC	20'	●
CFP212	2 x 12	WRC	20'	●

# ENGINEERED CEDAR

## PRIMED



Get the board lengths you need without compromising quality. Western Red Cedar engineered fascia features all the beauty and durability of solid cedar in up to 20' lengths.

- 16' or 20' lengths available
- 11/16", 5/4", and 2"
- S1S2E and R/H finish
- Kiln-dried with an average moisture of 12%
- More vertical grain provides greater stability than traditional solid cedar
- No knots over 1-1/2" in size
- 15-year warranty against delamination of joints

FASCIA   ENGINEERED				
Item	Nominal Size	Finish	Length	Stock
CBFJ11016P	11/16 x 10	Engineered	16'	●
CBFJ11020P	11/16 x 10	Engineered	20'	●
CBFJ111216P	11/16 x 12	Engineered	16'	●
CBFJ111220P	11/16 x 12	Engineered	20'	●

FASCIA   ENGINEERED				
Item	Nominal Size	Finish	Length	Stock
CBFJ20816P	2 x 8	Engineered	16'	★
CBFJ20820P	2 x 8	Engineered	20'	★
CBFJ21016P	2 x 10	Engineered	16'	●
CBFJ21020P	2 x 10	Engineered	20'	●
CBFJ21216P	2 x 12	Engineered	16'	●
CBJF21220P	2 x 12	Engineered	20'	●

FASCIA   ENGINEERED				
Item	Nominal Size	Finish	Length	Stock
CBFJ54816P	5/4 x 8	Engineered	16'	●
CBFJ54820P	5/4 x 8	Engineered	20'	●
CBFJ541016P	5/4 x 10	Engineered	16'	●
CBFJ541020P	5/4 x 10	Engineered	20'	●
CBFJ541216P	5/4 x 12	Engineered	16'	●
CBFJ541220P	5/4 x 12	Engineered	20'	●

# ENGINEERED CEDAR

PRIMED

BEVELS | FASCIA | TRIM



# ENGINEERED CEDAR

PRIMED

BEVELS | FASCIA | TRIM

## S1S2E | A/BTR

Item	Nominal Size	Grade	Joinery	Length	Stock
CFP102	1 x 2	CLR	Finger-joint	20'	●
CFP103	1 x 3	CLR	Finger-joint	20'	●
CFP104	1 x 4	CLR	Finger-joint	20'	●
CFP106	1 x 6	CLR	Finger-joint	20'	●
CFP108	1 x 8	CLR	Finger-joint	20'	●
CFP110	1 x 10	CLR	Finger-joint	20'	●
CFP112	1 x 12	CLR	Finger-joint	20'	●
CFP5403	5/4 x 3	CLR	Finger-joint	20'	●
CFP5404	5/4 x 4	CLR	Finger-joint	20'	●
CFP5406	5/4 x 6	CLR	Finger-joint	20'	●
CFP5408	5/4 x 8	CLR	Finger-joint	20'	●
CFP5410	5/4 x 10	CLR	Finger-joint	20'	●
CFP5412	5/4 x 12	CLR	Finger-joint	20'	●
CFP204	2 x 4	CLR	Finger-joint	20'	●
CFP206	2 x 6	CLR	Finger-joint	20'	●
CFP208	2 x 8	CLR	Finger-joint	20'	●
CFP210	2 x 10	CLR	Finger-joint	20'	●
CFP212	2 x 12	CLR	Finger-joint	20'	●

## S4S | A/BTR

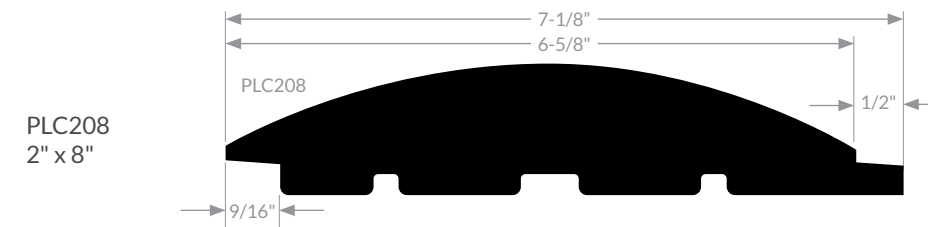
Item	Nominal Size	Grade	Joinery	Lengths	Stock
CFP202	2 x 2	CLR	Finger-joint	20'	●

# PINE NATURAL



# PINE NATURAL

LOG CABIN   KILN DRIED				
Item	Nominal Size	Grade	Species	Stock
PLC208	2 x 8	STK	Lodgepole Pine	●



T&G V4E   TK   KILN DRIED				
Item	Nominal Size	Grade	Species	Stock
PPN104	1 x 4	STK	Lodgepole Pine	●
PPN106	1 x 6	STK	Lodgepole Pine	●
PPN108	1 x 8	STK	Lodgepole Pine	●
PSDTG26	2 x 6	STK	Lodgepole Pine	●











[www.orepac.com](http://www.orepac.com)